




High Current Power Inductor 大电流功率电感

● FEATURES 特性

1. Assemblage design, sturdy structure, Four false feet increase the stability of high-frequency vibration of the product
组立式设计, 结构坚固, 四个假脚增加产品的高频振动环境稳定性。
2. Magnetic shielded structure with low magnetic flux.
磁屏蔽结构, 磁漏小。
3. leakage low DC resistance, support high-currents.
低直流电阻, 提供大电流。



● APPLICATIONS 用途

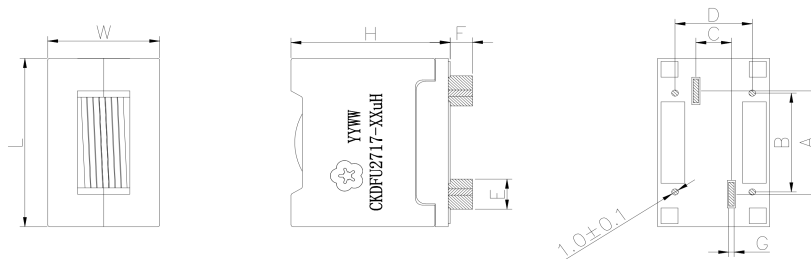
1. Speicherdrossel für hocheffiziente DC/DC.
高效直流/直流储能扼流圈
2. Resonante Schaltnetzteile
谐振开关电源

● PART NUMBERING SYSTEM 品名系统

$\frac{\text{CKDFU}}{(1)}$ $\frac{2717}{(2)}$ - $\frac{10\mu\text{H}}{(3)}$ $\frac{/M}{(4)}$

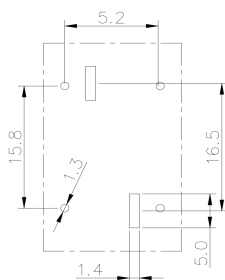
(1) Type 型号 (2) External Dimensions 外形尺寸 (3) Inductance 电感值
(4) Inductance Tolerance 电感值公差 (M:±20%)

● SHAPES AND DIMENSIONS 外形尺寸 (Unit:mm)

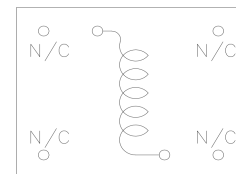


TYPE(型号)	L	W	H	A	B
CKDFU2717	26.9±0.5	16.9Max	24.0 Max	16.5±0.5	15.8±0.5
	C	D	F	F	G
	5.2±0.5	11.4±0.3	3.30±0.5	1.0±0.1	0.8±0.15

● REFERENCE HOLE PATTERN 参考焊盘尺寸 (Unit:mm)

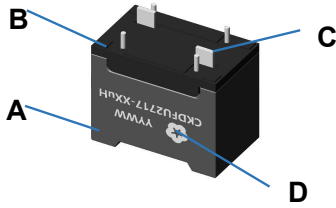


● SCHEMATIC 原理图





● STRUCTURE AND MATERIAL 结构与材料



Part	Components(组件)	Material(材料)
A	Core	Ferrite
B	Base	Phenolic Molding Compound
C	Wire	Polyurethane enameled copper wire
D	Marking	Ink

● TEMPERATURE RATING 额定温度

1. Operating temperature range (individual chip without packing): -40°C to $+125^{\circ}\text{C}$
工作温度范围: $-40^{\circ}\text{C} \sim +125^{\circ}\text{C}$
2. Storage temperature range (packaging conditions): $-10^{\circ}\text{C} \sim +40^{\circ}\text{C}$ and RH 70% (Max.)
储存温度范围(包装条件): $-10^{\circ}\text{C} \sim +40^{\circ}\text{C}$, 相对湿度70%(最大值)

● TEST AND MEASUREMENT PROCEDURES 测试项目与测试条件

1. Inductance 电感值(L)

Test equipment: HP4284A meter or equivalent

测试设备: HP4284A仪表或同等仪表

Inductance tested at 100kHz, 0.1V

在100kHz, 0.1V下测试电感值

2. DC Resistance 直流电阻(DCR)

Test equipment: Keysight 34420A or equivalent

测试设备: Keysight 34420A或同等设备

3. Saturation Current 饱和电流(Isat)

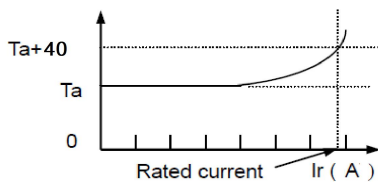
Test equipment: WK3260B LCRmeter/WK3265B or equivalent.

测试设备: WK3260B LCRmeter/WK3265B或同等设备。

4. Temperature rise current 温升电流(Irms)

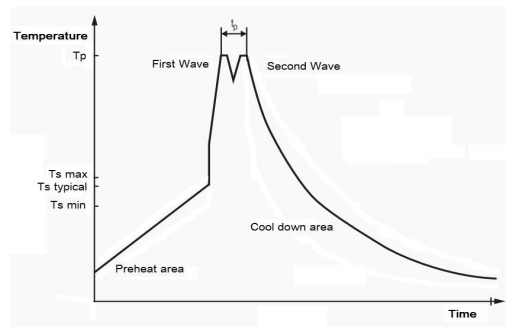
Irms is direct electric current as chip surface temperature rose just 40 against chip initial surface temperature (T_a)

电感加载直流电, 电感表面温度相比于电感初始表面温度升高40度



● Reflow Soldering 回流焊

Profile Feature		Pb-Free Assembly	Sn-Pb Assembly
Preheat Temperature Min	Ts min	100 °C	100 °C
Preheat Temperature Typical	Ts typica	120 °C	120 °C
Preheat Temperature Max	Ts max	130 °C	130 °C
Preheat Time ts from Ts min to Ts max	ts	70 seconds	70 seconds
Ramp-up Rate	ΔT	150 °C max.	150 °C max.
Peak Temperature	Tp	250 °C - 260 °C	235 °C - 260 °C
Time of actual peak temperature	tp	max. 10 seconds max. 5 seconds each wave	max. 10 seconds max. 5 seconds each wave
Ramp-down Rate, Min		~ 2 K/ second	~ 2 K/ second
Ramp-down Rate, Typical		~ 3.5 K/ second	~ 3.5 K/ second
Ramp-down Rate, Max		~ 5 K/ second	~ 5 K/ second
Time 25 °C to 25 °C		4 minutes	4 minutes





● SPECIFICATION TABLE:

CKDFU2717 Series

PART NUMBER 品名	Inductance 电感值	DC Resistance 直流电阻		Saturation Current (Isat)饱和电流	Rated Current (Irms)温升电流
Units	μH	mΩ		A	A
Tol	±20%	Typ	Max	Typ	Typ
CKDFU2717-3.3uH/M	3.30	2.30	2.60	104.0	26.0
CKDFU2717-4.7uH/M	4.70	2.30	2.60	69.0	26.0
CKDFU2717-6.8uH/M	6.80	2.30	2.60	53.0	26.0
CKDFU2717-10uH/M	10.0	2.30	2.60	34.0	26.0
CKDFU2717-15uH/M	15.0	2.30	2.60	23.0	26.0
CKDFU2717-22uH/M	22.0	2.30	2.60	14.7	26.0
CKDFU2717-33uH/M	33.0	2.30	2.60	9.20	26.0

Note:

※1: All test data is reference to 25°C ambient.

※2: Test Condition: 100kHz, 0.1Vrms

※3: Isat : DC current (A) that will cause L0 to drop approximately 30% Typ.

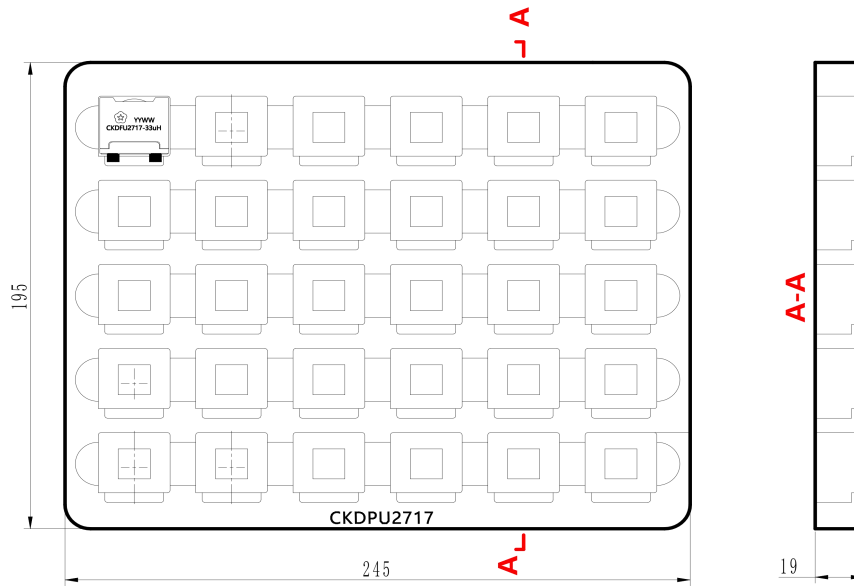
※4: Irms: DC current (A) that will cause an approximate ΔT of 40°C

※5: The part temperature (ambient + temp. rise) should not exceed 125 °C under worst case operating conditions. Circuit design, component placement, PCB trace size and thickness, airflow and other cooling provisions all affect the part temperature. Part temperature should be verified in the end application.



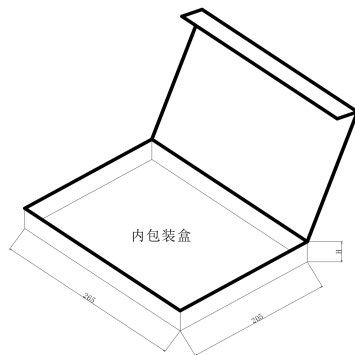
● PACKAGING SPECIFICATION 包装规格

1. Plastic Tray Dimensions (mm)

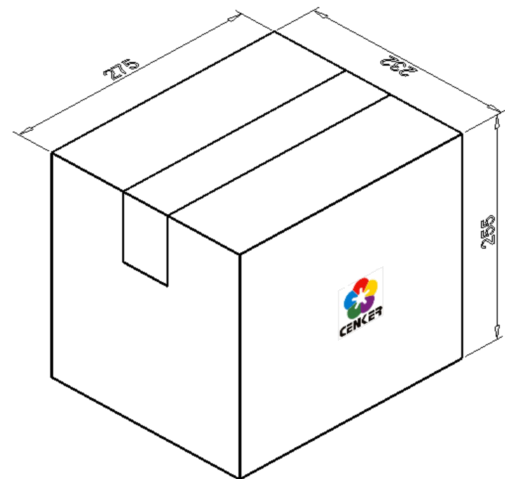


数量: 30pcs/盒

1. Plastic Tray Dimensions (mm)



数量: 30pcs*1盒=30pcs /内盒



数量: 30pcs*9内盒=270pcs /外箱