岑科科技集团
CENKER TECHOLOGY GROUP

岑科科技（深圳）集团有限公司
Shenzhen Cenker Technology Group Co., Ltd.

中国深圳・集团总部&研发总部
中国南宁、泰国・制造中心
北京、上海、苏州、杭州、合肥・服务中心
德国、韩国、日本、美国・代理点

邮箱:cenkersz@cenkersz.com
网址:www.cenkersz.com
电话:4000-688-538

微信客服
Wechat customer service

微信公众号
WeChat Official Account

电感&变压器

岑科科技集团

INDUCTOR& TRANSFORMER
电感&变压器
PRODUCT MANUALS

岑科科技集团 CENKER TECHNOLOGY GROUP | 探索元器件宇宙 Exploring All Types To Electronic Component

发展历程

2001
公司成立

创业一期
贸易阶段
从事电子元器件贸易，感知客户需求，服务海内外客户

2004
深圳工厂建立

创业二期
制造起步
·2004年起，陆续在深圳、广西设立工厂，开启自主生产制造之路；
·2010年制造模块整合至广西，制造实力初现规模。

2010
制造版块整合

2011
自主研发生产设备

创业三期
自动化升级
·2011年打造自动化设备研发团队，实现生产设备自主生产；
·2015年建成岑科产业园并投入使用；
·投入5亿元用于产线自动化升级，制造实力行业领先。

2015
岑科产业园投入使用

2020
产线自动化升级

2021
导入信息化系统

创业四期
数字化&创新
·2021年升级ERP系统，导入WMS系统；
·2022年先进材料实验室投入运营，具备产品专业化测试能力；
·2023年开启SRM、MES、OA系统导入。

2022
先进材料实验室投入运营

2023
SRM、MES、OA系统导入

2024
AI和存储应用场景解决方案推出

2025
成立岑科科技韩国株式会社、台湾子公司

创业五期
AI方案及全球化
·AI与存储应用场景解决方案及相关产品正式推出；
·2024年泰国公司成立

岑科 CENKER ABOUT

岑科科技(深圳)集团有限公司(简称:岑科集团)是一家专注于储能、EMC、升降压、射频等元器件自主研发制造的高新技术企业。产品体系划分为消费品X系列、车规品A系列，主要产品有一体成型磁胶、共模、高频电感及绕线变压器等。

公司总部位于深圳，在深圳、北京、苏州、韩国、台湾设立研发中心，销售网络遍布全球。制造中心位于广西、泰国，产业园占地100余亩，拥有10万平米标准生产车间，配置近千台自动化生产设备，电感&变压器产品月产能超15亿支。

Shenzhen Cenker Technology Group co., Ltd. is a high-tech enterprise that focuses on the independent research, development, and manufacturing of energy storage, EMC, buck-boost converter, RF, and other electronic components. The product system is divided into consumer X series and automotive A series, with main products including molded chip inductor, NR, common mode chokes, high-freguency inductors, and wounded transformers.With a global sales network, Cenker's headquarter locates in shenzhen, and R&D centers are built in Shenzhen, Beijing, South Korea and Taiwan China. The manufacturing center locates in Guangxi and Thailand, with an industrial park covering an area of over 100 acres, equipped with more than 100,000 square meters of standard production workshops and nearly 1,000 sets of automated production equipment, monthly manufacturing capacity for inductors and transformers over 1.5 billion pieces.

使命 MISSION
探索元器件宇宙　共创精彩生活
To Create a better life by exploring all types to electronic component

愿景 VISION
成为全球元器件解决方案提供商
Committed to becoming a global component solution provider

价值观 VALUE
客户为源　勤勉为本　荣辱与共
Adhered customer centricity and dedication as our foundation;
Helping Each Other and Sharing Weal and Woe



"4+3"战略产品线

"4+3" Strategic Product Line

一体成型电感系列

SMD MOLDING POWER INDUCTORS SERIES

磁胶电感

MAGNETIC GLUE INDUCTORS

高频绕线电感

WIRE WOUND CHIP FERRITE INDUCTORS

磁环电感

TOROIDAL INDUCTORS



组装大电流电感

HIGH CURRENT POWER INDUCTORS

色环电感

AXIAL FIXED INDUCTORS

工字电感

DRUM CORE INDUCTORS

磁屏蔽电感

SHIELD POWER INDUCTORS

无线充线圈

WIRELESS POWER CHARGING COILS

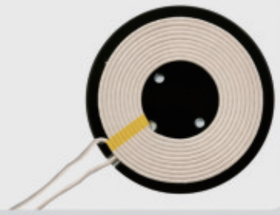

滤波器

FILTER

叠层磁珠

LAMINATED FERRITE BEAD

绕线变压器

WIRE WINDING TRANSFORMERS

空心线圈

AIR COILS

目录 CONTENGTS

01 储能元器件

02 EMC元器件

03 定制元器件

一体成型电感 CKST系列

SMD MOLDING POWER INDUCTOR CKST SERIES

● FEATURES 特性

1.磁屏蔽结构,闭合磁路,抗电磁干扰强,超低蜂鸣声,可高密度安装.
Magnetic shield structure,closed magnetic circuit,strong antielectromagnetic interference, ultra low buzzer,high density installation
2.小体积,大电流,在高频和高温环境下保持优良的温升电流及饱和电流特性.
Small volume,large current,in high frequency and high temperature environment to maintainexcellent temperature current and saturation current characteristics.
3.低损耗合金粉末压铸,低电阻.结构牢固,产品精准度高.
Low loss alloy powder die casing,low resistance,Firm structrue,high precision of products.

● APPLICATIONS 用途

PAD,笔记本电脑,台式机,服务器,音箱,网通,安防,手机,智能家居,储能设备等
PAD,Notebook,Server,audio,netcom,security,mobile phone,smart home,Energy product...

● SHAPES AND DIMENSIONS 外形尺寸 (Unit:mm)

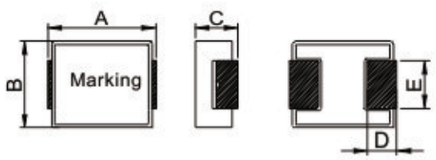

TYPE(型号)	A	B	C	D	E
CKST0402P	4.4±0.35	4.2±0.25	2.0 Max	0.8±0.3	2.0±0.3
CKST0502P	5.5±0.35	5.2±0.2	2.0 Max	1.3±0.3	2.3±0.3
CKST0503P	5.5±0.35	5.2±0.2	3.0 Max	1.3±0.3	2.3±0.3
CKST0603P	7.1±0.3	6.6±0.2	3.0 Max	1.6±0.3	3.0±0.2
CKST0605P	7.2±0.3	6.6±0.2	5.0 Max	1.6±0.3	3.0±0.2
CKST0804P	8.6±0.4	8.1±0.3	4.0 Max	1.9±0.3	3.0±0.3
CKST0805P	8.6±0.4	8.1±0.3	5.0 Max	1.9±0.3	3.0±0.3
CKST1003	11.1±0.5	10.1±0.3	3.0 Max	2.5±0.5	3.0±0.5
CKST1004	11.1±0.5	10.1±0.3	4.0 Max	2.5±0.5	3.0±0.5
CKST1005	11.1±0.5	10.1±0.3	5.0 Max	2.5±0.5	3.0±0.5
CKST1205	13.45±0.35	12.6±0.3	5.0 Max	2.5±0.5	3.0±0.5/3.5±0.5
CKST1206	13.45±0.35	12.6±0.3	6.0 Max	2.5±0.5	3.0±0.5/3.5±0.5
CKST1707	17.5±0.5	17.0±0.3	7.0 Max	2.5±0.5	11.94±0.3

● Part NumberING SYSTEM 型号系统

CKST 0603 10uH M

- M: 4.TOLERANCE CODE公差 J:±5%, K:±10%, L:±15% M:±20%, P:±25%, N:±30%
- 10uH: 3. INDUCTANCE电感值
- 0603: 2. DIMENSIONS尺寸
- CKST: 1. SERIES NAME型号

● RECOMMENDED PATTERNS 推荐的焊盘

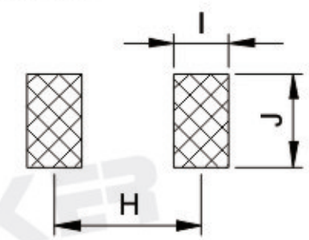

TYPE(型号)	H	I	J
CKST0402P	3.7	1.26	2.5
CKST05**	4.1	1.9	2.8
CKST06**	6.05	2.35	3.5
CKST08**	7.05	2.35	3.5
CKST10**	9.5	3.5	4.0
CKST1205	10.5	4.0	E=3.0mm,J=4.0mm
CKST1206	10.5	4.0	E=3.5mm,J=4.5mm
CKST1707	13.8	3.4	12.6

SPECIFICATION TABLE 规格特性表

CKST0402P

Part Number 型号	Inductance 电感值(μH)	DCR @25℃ 直流电阻 (mΩ)	Saturation Current Isat 饱和电流(A)	Heat Rating Current Irms 温升电流(A)
		Max.	Typ.	Typ.
CKST0402P-0.1uH/N	0.1±30%	4.0	25.0	13.0
CKST0402P-0.22uH/M	0.22±20%	6.6	12.5	9.5
CKST0402P-0.33uH/M	0.33±20%	12.5	11.0	8.5
CKST0402P-0.47uH/M	0.47±20%	14.0	10.0	7.5
CKST0402P-0.68uH/M	0.68±20%	18.0	8.0	7.0
CKST0402P-1uH/M	1±20%	27.0	7.0	6.0
CKST0402P-1.5uH/M	1.5±20%	46.0	6.0	5.0
CKST0402P-2.2uH/M	2.2±20%	58.0	5.0	4.0
CKST0402P-3.3uH/M	3.3±20%	87.0	4.0	3.3
CKST0402P-4.7uH/M	4.7±20%	120.0	3.0	2.4
CKST0402P-6.8uH/M	6.8±20%	160.0	2.5	2.0
CKST0402P-8.2uH/M	8.2±20%	216.0	2.2	1.8
CKST0402P-10uH/M	10±20%	240.0	2.0	1.5

Remark:

1. All test data is reference to 25℃ ambient.
2. Test Condition: 100kHz, 1Vrms
3. Isat : DC current (A) that will cause L0 to drop approximately 30% Typ.
4. Irms: DC current (A) that will cause an approximate △T of 40℃
5. Operat between temperature range -40℃ to +125℃(Including self - temperature rise)
6. CKST0402P-8.2uH/M,CKST0402P-10uH/M,CKST0503-10uH/M Absolute maximum voltage: DC 50V
   Other Part No. Absolute maximum voltage: DC 75V

CKST0502P

Part Number 型号	Inductance 电感值(μH)	DCR @25℃ 直流电阻 (mΩ)	Saturation Current Isat 饱和电流(A)	Heat Rating Current Irms 温升电流(A)
		Max.	Typ.	Typ.
CKST0502P-0.47uH/M	0.47±20%	9.0	12.0	10.5
CKST0502P-0.68uH/M	0.68±20%	13.0	10.0	9.0
CKST0502P-1uH/M	1±20%	20.0	9.0	7.0
CKST0502P-1.5uH/M	1.5±20%	32.0	6.5	5.5
CKST0502P-2.2uH/M	2.2±20%	42.0	6.0	4.5
CKST0502P-3.3uH/M	3.3±20%	68.0	5.0	3.5
CKST0502P-4.7uH/M	4.7±20%	95.0	4.0	3.0
CKST0502P-5.6uH/M	5.6±20%	108.0	3.8	2.9
CKST0502P-6.8uH/M	6.8±20%	130.0	3.5	2.8
CKST0502P-10uH/M	10±20%	180.0	2.8	2.3

Remark:

1. All test data is reference to 25℃ ambient.
2. Test Condition: 100kHz, 1Vrms
3. Isat : DC current (A) that will cause L0 to drop approximately 30% Typ.
4. Irms: DC current (A) that will cause an approximate △T of 40℃
5. Operat between temperature range -40℃ to +125℃(Including self - temperature rise)
6. CKST0402P-8.2uH/M,CKST0402P-10uH/M,CKST0503-10uH/M Absolute maximum voltage: DC 50V
   Other Part No. Absolute maximum voltage: DC 75V

CKST0503P

Part Number 型号	Inductance 电感值(μH)	DCR @25℃ 直流电阻 (mΩ)	Saturation Current Isat 饱和电流(A)	Heat Rating Current Irms 温升电流(A)
		Max.	Typ.	Typ.
CKST0503P-0.22uH/M	0.22±20%	4.4	25.0	16.0
CKST0503P-0.33uH/M	0.33±20%	6.5	18.0	14.0
CKST0503P-0.47uH/M	0.47±20%	7.5	16.0	12.0
CKST0503P-0.68uH/M	0.68±20%	12.0	12.0	9.5
CKST0503P-1uH/M	1±20%	14.0	9.5	8.0
CKST0503P-1.2uH/M	1.2±20%	16.0	8.8	7.8
CKST0503P-1.5uH/M	1.5±20%	25.0	8.5	6.5
CKST0503P-2.2uH/M	2.2±20%	35.0	8.0	5.5
CKST0503P-3.3uH/M	3.3±20%	42.0	6.0	5.0
CKST0503P-4.7uH/M	4.7±20%	60.0	5.0	4.2
CKST0503P-6.8uH/M	6.8±20%	78.0	4.5	3.9
CKST0503P-8.2uH/M	8.2±20%	115.0	4.0	3.3
CKST0503P-10uH/M	10±20%	125.0	3.5	2.7
CKST0503P-15uH/M	15±20%	180.0	2.5	2.1

Remark:

1. All test data is reference to 25℃ ambient.
2. Test Condition: 100kHz, 1Vrms
3. Isat : DC current (A) that will cause L0 to drop approximately 30% Typ.
4. Irms: DC current (A) that will cause an approximate △T of 40℃
5. Operat between temperature range -40℃ to +125℃(Including self - temperature rise)
6. Absolute maximum voltage: DC 75V

CKST0603P

Part Number 型号	Inductance 电感值(μH)	DCR @25℃ 直流电阻 (mΩ)	Saturation Current Isat 饱和电流(A)	Heat Rating Current Irms 温升电流(A)
		Max.	Typ.	Typ.
CKST0603P-0.1uH/N	0.1±30%	1.7	60.0	32.5
CKST0603P-0.15uH/N	0.15±30%	2.5	50.0	30.0
CKST0603P-0.22uH/M	0.22±20%	3.0	34.0	24.0
CKST0603P-0.33uH/M	0.33±20%	3.5	25.0	21.0
CKST0603P-0.47uH/M	0.47±20%	4.1	20.0	18.0
CKST0603P-0.68uH/M	0.68±20%	5.3	17.0	16.0
CKST0603P-0.82uH/M	0.82±20%	7.0	16.0	14.0
CKST0603P-1uH/M	1±20%	7.5	15.0	12.0
CKST0603P-1.5uH/M	1.5±20%	12.1	12.5	11.0
CKST0603P-2.2uH/M	2.2±20%	17.5	10.0	9.5
CKST0603P-3.3uH/M	3.3±20%	26.0	9.5	8.5
CKST0603P-4.7uH/M	4.7±20%	38.0	6.5	5.5
CKST0603P-6.8uH/M	6.8±20%	50.0	6.0	5.0
CKST0603P-8.2uH/M	8.2±20%	65.0	6.0	4.7
CKST0603P-10uH/M	10±20%	68.0	5.0	4.5
CKST0603P-15uH/M	15±20%	115.0	3.8	3.0
CKST0603P-22uH/M	22±20%	189.0	3.1	2.3

Remark:

1. All test data is reference to 25℃ ambient.
2. Test Condition: 100kHz, 1Vrms
3. Isat : DC current (A) that will cause L0 to drop approximately 30% Typ.
4. Irms: DC current (A) that will cause an approximate △T of 40℃
5. Operat between temperature range -40℃ to +125℃(Including self - temperature rise)
6. Absolute maximum voltage: DC 75V

CKST0605P

Part Number 型号	Inductance 电感值(μH)	DCR @25℃ 直流电阻 (mΩ)	Saturation Current Isat 饱和电流(A)	Heat Rating Current Irms 温升电流(A)
		Max.	Typ.	Typ.
CKST0605P-0.68uH/M	0.68±20%	4.5	17.5	17.0
CKST0605P-1uH/M	1±20%	6.5	13.0	13.0
CKST0605P-1.5uH/M	1.5±20%	8.5	12.0	11.0
CKST0605P-2.2uH/M	2.2±20%	13.5	10.0	10.0
CKST0605P-3.3uH/M	3.3±20%	20.0	9.0	8.7
CKST0605P-4.7uH/M	4.7±20%	30.0	8.0	6.0
CKST0605P-6.8uH/M	6.8±20%	44.0	7.5	5.5
CKST0605P-10uH/M	10±20%	55.0	6.0	4.8
CKST0605P-15uH/M	15±20%	85.0	4.0	3.5
CKST0605P-22uH/M	22±20%	130.0	3.2	2.8
CKST0605P-33uH/M	33±20%	180.0	3.0	2.4

Remark:

1. All test data is reference to 25℃ ambient.
2. Test Condition: 100kHz, 1Vrms
3. Isat : DC current (A) that will cause L0 to drop approximately 30% Typ.
4. Irms: DC current (A) that will cause an approximate △T of 40℃
5. Operat between temperature range -40℃ to +125℃(Including self - temperature rise)
6. Absolute maximum voltage: DC 75V

CKST0804P

Part Number 型号	Inductance 电感值(μH)	DCR @25℃ 直流电阻 (mΩ)	Saturation Current Isat 饱和电流(A)	Heat Rating Current Irms 温升电流(A)
		Max.	Typ.	Typ.
CKST0804P-1uH/M	1±20%	6.0	17.0	15.0
CKST0804P-2.2uH/M	2.2±20%	11.3	14.0	11.0
CKST0804P-3.3uH/M	3.3±20%	15.0	12.0	10.5
CKST0804P-4.7uH/M	4.7±20%	26.5	11.5	8.5
CKST0804P-5.6uH/M	5.6±20%	30.0	10.0	8.0
CKST0804P-6.8uH/M	6.8±20%	36.0	8.2	7.0
CKST0804P-10uH/M	10±20%	60.0	7.5	4.5
CKST0804P-15uH/M	15±20%	70.0	5.5	4.0
CKST0804P-22uH/M	22±20%	112.0	5.0	2.8
CKST0804P-33uH/M	33±20%	145.0	3.5	2.5

Remark:

1. All test data is reference to 25℃ ambient.
2. Test Condition: 100kHz, 1Vrms
3. Isat : DC current (A) that will cause L0 to drop approximately 30% Typ.
4. Irms: DC current (A) that will cause an approximate △T of 40℃
5. Operat between temperature range -40℃ to +125℃(Including self - temperature rise)
6. Absolute maximum voltage: DC 75V

CKST0805P

Part Number 型号	Inductance 电感值(μH)	DCR @25℃ 直流电阻 (mΩ)	Saturation Current Isat 饱和电流(A)	Heat Rating Current Irms 温升电流(A)
		Max.	Typ.	Typ.
CKST0805P-1uH/M	1±20%	5.6	18.0	15.5
CKST0805P-2.2uH/M	2.2±20%	9.0	13.0	11.5
CKST0805P-3.3uH/M	3.3±20%	14.5	12.0	10.7
CKST0805P-4.7uH/M	4.7±20%	20.0	10.5	9.0
CKST0805P-6.8uH/M	6.8±20%	33.0	8.8	7.5
CKST0805P-10uH/M	10±20%	43.0	7.5	6.5
CKST0805P-15uH/M	15±20%	66.0	6.5	4.3
CKST0805P-22uH/M	22±20%	75.0	6.0	3.8
CKST0805P-33uH/M	33±20%	143.0	4.5	2.6
CKST0805P-47uH/M	47±20%	180.0	2.6	2.3

CKST0805PL (Low DCR)

Part Number 型号	Inductance 电感值(μH)	DCR @25℃ 直流电阻 (mΩ)	Saturation Current Isat 饱和电流(A)	Heat Rating Current Irms 温升电流(A)
		Max.	Typ.	Typ.
CKST0805PL-2.2uH/M-B02	2.2±20%	7.5	14.0	13.0
CKST0805PL-3.3uH/M-B02	3.3±20%	12.0	11.0	11.0
CKST0805PL-4.7uH/M-B02	4.7±20%	15.0	9.0	10.5
CKST0805PL-15uH/M-B02	15±20%	50.0	6.0	4.5
CKST0805PL-33uH/M	33±20%	130.0	4.0	2.8

Remark:

1. All test data is reference to 25℃ ambient.
2. Test Condition: 100kHz, 1Vrms
3. Isat : DC current (A) that will cause L0 to drop approximately 30% Typ.
4. Irms: DC current (A) that will cause an approximate △T of 40℃
5. Operat between temperature range -40℃ to +125℃(Including self - temperature rise)
6. Absolute maximum voltage: DC 75V

CKST1003

Part Number 型号	Inductance 电感值(μH)	DCR @25℃ 直流电阻 (mΩ)	Saturation Current Isat 饱和电流(A)	Heat Rating Current Irms 温升电流(A)	生产工艺	打扁宽度 (mm)
		Max.	Typ.	Typ.		
CKST1003-0.22uH/M-B	0.22±20%	1.2	50.0	33.0	打扁线圈	2.9±0.1
CKST1003-0.33uH/M-B	0.33±20%	1.6	32.0	23.0	打扁线圈	2.95±0.1
CKST1003-0.47uH/M-B	0.47±20%	2.5	26.0	22.0	打扁线圈	2.95±0.1
CKST1003-0.56uH/M-B	0.56±20%	3.0	24.0	20.0	打扁线圈	2.9±0.1
CKST1003-0.68uH/M-B	0.68±20%	3.4	23.0	18.0	打扁线圈	2.9±0.1
CKST1003-1uH/M	1±20%	6.0	21.0	15.0		
CKST1003-1.5uH/M	1.5±20%	7.5	18.0	13.0		
CKST1003-2.2uH/M	2.2±20%	9.0	13.0	12.0		
CKST1003-3.3uH/M	3.3±20%	16.0	12.0	10.0		
CKST1003-4.7uH/M	4.7±20%	25.0	10.0	8.0		
CKST1003-5.6uH/M	5.6±20%	30.0	9.0	7.5		
CKST1003-6.8uH/M	6.8±20%	35.0	7.5	7.0		
CKST1003-8.2uH/M	8.2±20%	45.0	7.0	5.0		
CKST1003-10uH/M	10±20%	55.0	6.5	4.8		
CKST1003-15uH/M	15±20%	65.0	5.0	4.0		
CKST1003-22uH/M	22±20%	99.0	4.0	3.0		

Remark:

1. All test data is reference to 25℃ ambient.
2. Test Condition: 100kHz, 1Vrms
3. Isat : DC current (A) that will cause L0 to drop approximately 30% Typ.
4. Irms: DC current (A) that will cause an approximate △T of 40℃
5. Operat between temperature range -40℃ to +125℃(Including self - temperature rise)
6. Absolute maximum voltage: DC 75V
7. -B indicate non-leadframe

CKST1004

Part Number 型号	Inductance 电感值(μH)	DCR @25℃ 直流电阻 (mΩ) Max.	Saturation Current Isat 饱和电流(A) Typ.	Heat Rating Current Irms 温升电流(A) Typ.	生产工艺	打扁宽度 (mm)
CKST1004-0.15uH/N-B	0.15±30%	0.65	60.0	40.0	打扁线圈	3.6±0.1
CKST1004-0.22uH/M-B	0.22±20%	1.1	55.0	35.0	打扁线圈	2.95±0.1
CKST1004-0.36uH/M-B	0.36±20%	1.2	42.0	33.0	打扁线圈	2.95±0.1
CKST1004-0.47uH/M-B	0.47±20%	1.68	38.0	30.0	打扁线圈	2.95±0.1
CKST1004-0.56uH/M-B	0.56±20%	1.8	32.0	25.0	打扁线圈	2.95±0.1
CKST1004-0.68uH/M-B	0.68±20%	2.4	30.0	23.0	打扁线圈	2.9±0.1
CKST1004-0.82uH/M-B	0.82±20%	2.8	26.0	20.0	打扁线圈	2.9±0.1
CKST1004-1uH/M-B	1±20%	3.3	26.0	19.0	打扁线圈	2.9±0.1
CKST1004-1.5uH/M-B	1.5±20%	4.2	22.0	17.5	打扁线圈	2.9±0.1
CKST1004-2.2uH/M	2.2±20%	7.0	16.0	14.0		
CKST1004-3.3uH/M	3.3±20%	11.8	13.0	11.0		
CKST1004-4.7uH/M	4.7±20%	16.5	12.0	9.0		
CKST1004-5.6uH/M	5.6±20%	18.0	11.0	8.5		
CKST1004-6.8uH/M	6.8±20%	25.0	10.0	8.0		
CKST1004-8.2uH/M	8.2±20%	27.0	9.0	7.6		
CKST1004-10uH/M	10±20%	30.0	8.5	7.0		
CKST1004-15uH/M	15±20%	45.0	6.0	6.3		
CKST1004-22uH/M	22±20%	66.0	5.5	5.0		
CKST1004-33uH/M	33±20%	92.0	4.5	4.4		
CKST1004-47uH/M	47±20%	150.0	4.0	3.0		
CKST1004-68uH/M	68±20%	205.0	3.0	2.3		

Remark:

1. All test data is reference to 25℃ ambient.
2. Test Condition: 100kHz, 1Vrms
3. Isat : DC current (A) that will cause L0 to drop approximately 30% Typ.
4. Irms: DC current (A) that will cause an approximate △T of 40℃
5. Operat between temperature range -40℃ to +125℃(Including self - temperature rise)
6. Absolute maximum voltage: DC 75V
7. -B indicate non-leadframe

CKST1005

Part Number 型号	Inductance 电感值(μH)	DCR @25℃ 直流电阻 (mΩ) Max.	Saturation Current Isat 饱和电流(A) Typ.	Heat Rating Current Irms 温升电流(A) Typ.
CKST1005-0.22uH/M-B	0.22±20%	0.8	65.0	37.0
CKST1005-1uH/M-B	1±20%	2.8	28.0	23.0
CKST1005-1.5uH/M-B	1.5±20%	3.8	25.0	21.0
CKST1005-1.8uH/M-B	1.8±20%	5.0	24.0	18.0
CKST1005-2.2uH/M	2.2±20%	6.6	20.0	15.0
CKST1005-3.3uH/M	3.3±20%	11.0	18.0	13.0
CKST1005-4.7uH/M	4.7±20%	15.0	15.0	11.0
CKST1005-5.6uH/M	5.6±20%	16.5	14.0	9.5
CKST1005-6.8uH/M	6.8±20%	19.2	13.0	9.0
CKST1005-10uH/M	10±20%	28.0	10.0	8.0
CKST1005-15uH/M	15±20%	42.0	7.0	6.5
CKST1005-22uH/M	22±20%	66.0	6.0	5.5
CKST1005-33uH/M	33±20%	84.0	5.0	4.5
CKST1005-47uH/M	47±20%	150.0	4.5	3.0
CKST1005-68uH/M	68±20%	205.0	3.5	2.5

Remark:

1. All test data is reference to 25℃ ambient.
2. Test Condition: 100kHz, 1Vrms
3. Isat : DC current (A) that will cause L0 to drop approximately 30% Typ.
4. Irms: DC current (A) that will cause an approximate △T of 40℃
5. Operat between temperature range -40℃ to +125℃(Including self - temperature rise)
6. Absolute maximum voltage: DC 75V
7. -B indicate non-leadframe

CKST1205

Part Number 型号	Inductance 电感值(μH)	DCR @25℃ 直流电阻 (mΩ)	Saturation Current Isat 饱和电流(A)	Heat Rating Current Irms 温升电流(A)
		Max.	Typ.	Typ.
CKST1205-0.33uH/M-B	0.33±20%	0.9	62.0	46.0
CKST1205-0.36uH/M-B	0.36±20%	1.1	60.0	41.0
CKST1205-0.47uH/M-B	0.47±20%	1.3	46.0	37.0
CKST1205-1uH/M-B	1±20%	2.5	37.0	26.0
CKST1205-1.5uH/M-B	1.5±20%	3.5	30.0	25.0
CKST1205-1.8uH/M-B	1.8±20%	3.7	26.0	24.0
CKST1205-2.2uH/M-B	2.2±20%	5.0	25.0	16.0
CKST1205-3.3uH/M	3.3±20%	9.0	20.0	15.0
CKST1205-4.7uH/M	4.7±20%	11.0	16.0	14.0
CKST1205-5.6uH/M	5.6±20%	15.0	15.0	13.0
CKST1205-6.8uH/M	6.8±20%	20.0	14.0	11.0
CKST1205-8.2uH/M	8.2±20%	24.0	13.0	9.5
CKST1205-10uH/M	10±20%	29.0	11.0	9.0
CKST1205-15uH/M	15±20%	32.0	9.0	8.0
CKST1205-22uH/M	22±20%	50.0	7.0	6.0
CKST1205-33uH/M	33±20%	84.0	6.0	5.0
CKST1205-47uH/M	47±20%	130.0	5.0	3.2

Remark:

1. All test data is reference to 25℃ ambient.
2. Test Condition: 100kHz, 1Vrms
3. Isat : DC current (A) that will cause L0 to drop approximately 30% Typ.
4. Irms: DC current (A) that will cause an approximate △T of 40℃
5. Operat between temperature range -40℃ to +125℃(Including self - temperature rise)
6. Absolute maximum voltage: DC 75V
7. CKST1205-1uH,2.2uH Dimensions E=3.0±0.5mm , Other P/N E=3.5±0.5mm
8. -B indicate non-leadframe

CKST1206

Part Number 型号	Inductance 电感值(μH)	DCR @25℃ 直流电阻 (mΩ)	Saturation Current Isat 饱和电流	Heat Rating Current Irms 温升电流(A)
		Max.	Typ.	Typ.
CKST1206-0.33uH/M-B	0.33±20%	0.8	65.0	48.0
CKST1206-1uH/M-B	1±20%	1.7	35.0	33.0
CKST1206-1.5uH/M-B	1.5±20%	3.0	31.0	28.0
CKST1206-2.2uH/M-B	2.2±20%	4.2	26.0	23.0
CKST1206-3.3uH/M-B	3.3±20%	6.8	23.0	20.0
CKST1206-4.7uH/M-B	4.7±20%	8.4	20.0	19.0
CKST1206-6.8uH/M	6.8±20%	13.5	15.0	15.0
CKST1206-8.2uH/M	8.2±20%	16.0	14.0	13.0
CKST1206-10uH/M	10±20%	20.7	12.5	11.0
CKST1206-15uH/M	15±20%	29.0	9.2	9.0
CKST1206-18uH/M	18±20%	35.0	8.0	7.8
CKST1206-22uH/M	22±20%	39.0	7.5	7.0
CKST1206-27uH/M	27±20%	60.0	7.0	6.5
CKST1206-33uH/M	33±20%	66.0	6.5	6.0
CKST1206-47uH/M	47±20%	88.0	6.0	5.2
CKST1206-68uH/M	68±20%	130.0	5.0	3.5
CKST1206-82uH/M	82±20%	132.0	4.0	3.0
CKST1206-100uH/M	100±20%	200.0	3.5	2.5

Remark:

1. All test data is reference to 25℃ ambient.
2. Test Condition: 100kHz, 1Vrms
3. Isat : DC current (A) that will cause L0 to drop approximately 30% Typ.
4. Irms: DC current (A) that will cause an approximate △T of 40℃
5. Operat between temperature range -40℃ to +125℃(Including self - temperature rise)
6. Absolute maximum voltage: DC 75V
7. CKST1206-2.2uH,3.3uH,4.7uH Dimensions E=3.0±0.5mm , Other P/N E=3.5±0.5mm
8. -B indicate non-leadframe

CKST1707

Part Number 型号	Inductance 电感值(μH)	DCR @25℃ 直流电阻 (mΩ)	Saturation Current Isat 饱和电流(A)	Heat Rating Current Irms 温升电流(A)
		Max.	Typ.	Typ.
CKST1707-1uH/M	1±20%	1.9	55.5	40.0
CKST1707-1.5uH/M	1.5±20%	2.8	40.0	35.0
CKST1707-2.2uH/M	2.2±20%	3.0	40.0	32.0
CKST1707-3.3uH/M	3.3±20%	3.2	35.0	30.0
CKST1707-4.7uH/M	4.7±20%	5.8	30.0	25.0
CKST1707-6.8uH/M	6.8±20%	8.0	22.5	19.0
CKST1707-8.2uH/M	8.2±20%	13.0	20.0	17.0
CKST1707-10uH/M	10±20%	13.0	19.0	16.0
CKST1707-15uH/M	15±20%	20.0	14.0	13.0
CKST1707-22uH/M	22±20%	26.0	12.0	12.0
CKST1707-33uH/M	33±20%	38.5	10.7	10.0
CKST1707-47uH/M	47±20%	53.0	8.7	8.7
CKST1707-56uH/M	56±20%	60.5	7.2	7.0
CKST1707-68uH/M	68±20%	79.0	6.1	6.0
CKST1707-100uH/M	100±20%	123.0	5.0	5.0

Remark:

1. All test data is reference to 25℃ ambient.
2. Test Condition: 100kHz, 1Vrms
3. Isat : DC current (A) that will cause L0 to drop approximately 30% Typ.
4. Irms: DC current (A) that will cause an approximate △T of 40℃
5. Operat between temperature range -40℃ to +125℃(Including self - temperature rise)
6. Absolute maximum voltage: DC 75V

PACKAGING SPECIFICATION 包装规格

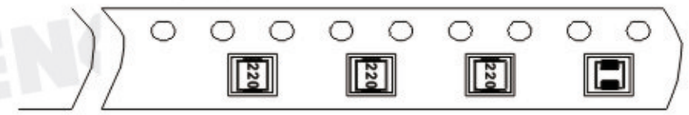

TYPE(型号)	Reel Dimension 卷盘尺寸 (mm)			Quantity (Pcs/Reel) 数量 (个/卷)
	A	B	C	
CKST0402P	330	100	13	3000
CKST0502P	330	100	13	2000
CKST0503P	330	100	13	1500
CKST0603P	330	100	13	1500
CKST0605P	330	100	13	1000
CKST0804P	330	100	13	1000
CKST0805P	330	100	13	1000
CKST1003	330	100	13	1000
CKST1004	330	100	13	1000
CKST1005	330	100	13	800
CKST1205	330	100	13	400
CKST1206	330	100	13	400
CKST1707	330	100	13	300

一体成型电感 CKSTC 系列

SMD MOLDING POWER INDUCTOR CKSTC Series

● FEATURES 特性

1.磁屏蔽结构,闭合磁路,抗电磁干扰强,超低蜂鸣声,可高密度安装.
Magnetic shield structure,closed magnetic circuit,strong antielectromagnetic interference, ultra low buzzer,high density installation
2.小体积,大电流,在高频和高温环境下保持优良的温升电流及饱和电流特性.
Small volume,large current,in high frequency and high temperature environment to maintain excellent temperature current and saturation current characteristics.
3.低损耗羰基粉末压铸,大电流,低电阻,高效率.
Low loss Carbonyl Iron Powder casting, high current, low resistance, high efficiency.

● APPLICATIONS 用途

PAD,笔记本电脑,台式机,服务器,音箱,网通,安防,手机,智能家居,储能设备等
PAD,Notebook,Server,audio,netcom,security,mobile phone,smart home,Energy product...

● SHAPES AND DIMENSIONS 外形尺寸 (Unit:mm)

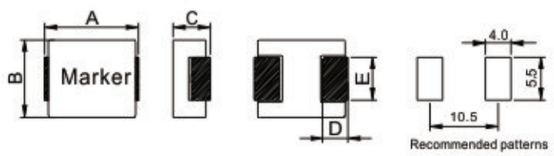

TYPE(型号)	A	B	C	D	E
CKSTC0402P	4.4±0.35	4.2±0.25	2.0 Max	0.8±0.3	2.0±0.3
CKSTC0503P	5.5±0.35	5.2±0.25	3.0 Max	1.3±0.3	2.3±0.3
CKSTC0624P	7.1±0.3	6.6±0.3	2.4 Max	1.6±0.3	3.0±0.2
CKSTC0603P	7.1±0.3	6.6±0.3	3.0 Max	1.6±0.3	3.0±0.2
CKSTC0605P	7.2±0.3	6.6±0.3	5.0 Max	1.6±0.3	3.0±0.2
CKSTC1004	11.1±0.5	10.2±0.3	4.0 Max	2.5±0.5	3.0±0.5
CKSTC1205	13.45±0.35	12.6±0.3	5.0 Max	2.5±0.5	3.0±0.5/3.5±0.5
CKSTC1206	13.45±0.35	12.6±0.3	6.0 Max	2.5±0.5	3.0±0.5/3.5±0.5
CKSTC1707	17.5±0.5	17.0±0.3	7.0 Max	2.5±0.5	11.94±0.3

● Part NumberING SYSTEM 型号系统

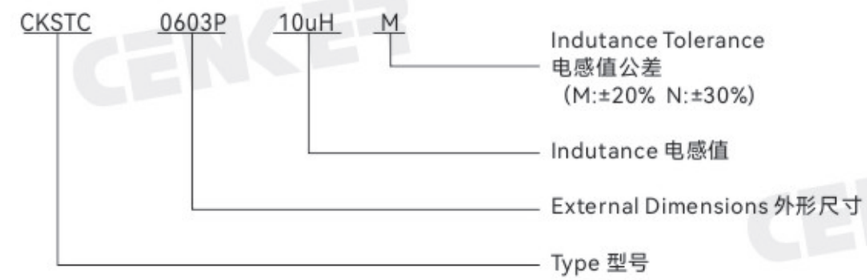

● RECOMMENDED PATTERNS 推荐的焊盘

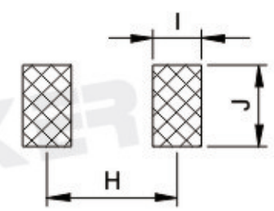

TYPE(型号)	H	I	J
CKSTC0402P	3.7	1.26	2.5
CKSTC0503P	4.1	1.9	2.8
CKSTC0624P	6.05	2.35	3.5
CKSTC0603P	6.05	2.35	3.5
CKSTC0605P	6.05	2.35	3.5
CKSTC1004	9.5	3.5	4.0
CKSTC1205	10.5	4	E=3.0mm,J=4.0mm
CKSTC1206	10.5	4	E=3.5mm,J=4.5mm
CKSTC1707	13.8	3.4	12.6

SPECIFICATION TABLE 规格特性表

CKSTC0402P

Part Number 型号	Inductance 电感值(μH)	DCR @25℃ 直流电阻 (mΩ)		Saturation Current Isat 饱和电流(A)	Heat Rating Current Irms 温升电流(A)
		Typ.	Max.	Typ.	Typ.
CKSTC0402P-0.22uH/M	0.22±20%	6.60	7.30	24.00	13.00
CKSTC0402P-0.47uH/M	0.47±20%	11.00	14.00	14.00	8.00
CKSTC0402P-1uH/M	1±20%	22.00	27.00	10.00	5.00
CKSTC0402P-1.5uH/M	1.5±20%	39.00	42.00	7.00	4.50
CKSTC0402P-2.2uH/M	2.2±20%	53.00	61.00	6.00	4.00
CKSTC0402P-3.3uH/M	3.3±20%	75.00	87.00	5.00	3.00
CKSTC0402P-4.7uH/M	4.7±20%	97.00	116.00	4.00	2.50
CKSTC0402P-6.8uH/M	6.8±20%	144.00	170.00	3.50	2.00
CKSTC0402P-10uH/M	10±20%	215.00	240.00	3.00	1.50

CKSTC0503P

Part Number 型号	Inductance 电感值(μH)	DCR @25℃ 直流电阻 (mΩ)		Saturation Current Isat 饱和电流(A)	Heat Rating Current Irms 温升电流(A)
		Typ.	Max.	Typ.	Typ.
CKSTC0503P-0.33uH/M	0.33±20%	4.80	6.50	20.00	14.00
CKSTC0503P-0.47uH/M	0.47±20%	6.40	7.40	16.00	12.00
CKSTC0503P-0.68uH/M	0.68±20%	10.00	12.00	14.00	8.50
CKSTC0503P-1uH/M	1±20%	12.00	14.00	13.00	7.00
CKSTC0503P-1.5uH/M	1.5±20%	16.00	25.00	10.00	6.00
CKSTC0503P-2.2uH/M	2.2±20%	25.00	35.00	9.00	5.50
CKSTC0503P-3.3uH/M	3.3±20%	32.00	38.00	8.00	5.00
CKSTC0503P-4.7uH/M	4.7±20%	55.00	60.00	6.00	4.00
CKSTC0503P-6.8uH/M	6.8±20%	72.00	80.00	5.00	3.80
CKSTC0503P-10uH/M	10±20%	117.00	128.00	4.00	2.80

Remark:

1. All test data is reference to 25℃ ambient.
2. Test Condition: 100kHz, 1Vrms
3. Isat : DC current (A) that will cause L0 to drop approximately 30% Typ.
4. Irms: DC current (A) that will cause an approximate △T of 40℃
5. Operat between temperature range -40℃ to +125℃(Including self - temperature rise)
6. Absolute maximum voltage: DC 50V

CKSTC0624P

Part Number 型号	Inductance 电感值(μH)	DCR @25℃ 直流电阻 (mΩ)		Saturation Current Isat 饱和电流(A)	Heat Rating Current Irms 温升电流(A)
		Typ.	Max.	Typ.	Typ.
CKSTC0624P-0.68uH/M	0.68±20%	5.80	7.20	21.00	13.00
CKSTC0624P-1uH/M	1±20%	10.50	13.50	16.00	10.00
CKSTC0624P-1.5uH/M	1.5±20%	17.00	20.00	15.00	9.00
CKSTC0624P-2.2uH/M	2.2±20%	20.00	28.00	14.00	7.00
CKSTC0624P-3.3uH/M	3.3±20%	32.00	39.00	11.00	5.00
CKSTC0624P-6.8uH/M	6.8±20%	73.00	95.00	9.00	4.00
CKSTC0624P-10uH/M	10±20%	89.00	101.00	4.50	3.20

CKSTC0603P

Part Number 型号	Inductance 电感值(μH)	DCR @25℃ 直流电阻 (mΩ)		Saturation Current Isat 饱和电流(A)	Heat Rating Current Irms 温升电流(A)
		Typ.	Max.	Typ.	Typ.
CKSTC0603P-0.33uH/M	0.33±20%	3.50	3.90	32.00	20.00
CKSTC0603P-0.47uH/M	0.47±20%	3.60	4.20	26.00	17.50
CKSTC0603P-0.68uH/M	0.68±20%	5.30	5.90	25.00	15.50
CKSTC0603P-0.82uH/M	0.82±20%	6.70	8.00	24.00	13.00
CKSTC0603P-1uH/M	1±20%	8.30	10.00	22.00	11.00
CKSTC0603P-1.5uH/M	1.5±20%	12.50	15.00	18.00	9.00
CKSTC0603P-2.2uH/M	2.2±20%	17.00	20.00	14.00	8.00
CKSTC0603P-3.3uH/M	3.3±20%	28.00	30.00	13.50	6.00
CKSTC0603P-4.7uH/M	4.7±20%	32.00	38.00	10.00	5.50
CKSTC0603P-6.8uH/M	6.8±20%	50.00	60.00	8.00	4.50
CKSTC0603P-10uH/M	10±20%	65.00	85.00	7.00	3.50
CKSTC0603P-15uH/M	15±20%	108.00	120.00	5.00	2.80
CKSTC0603P-22uH/M	22±20%	165.00	189.00	4.50	2.30

Remark:

1. All test data is reference to 25℃ ambient.
2. Test Condition: 100kHz, 1Vrms
3. Isat : DC current (A) that will cause L0 to drop approximately 30% Typ.
4. Irms: DC current (A) that will cause an approximate △T of 40℃
5. Operat between temperature range -40℃ to +125℃(Including self - temperature rise)
6. Absolute maximum voltage: DC 50V

CKSTC0605P

Part Number 型号	Inductance 电感值(μH)	DCR @25℃ 直流电阻 (mΩ)		Saturation Current Isat 饱和电流(A)	Heat Rating Current Irms 温升电流(A)
		Typ.	Max.	Typ.	Typ.
CKSTC0605P-0.33uH/M	0.33±20%	2.30	3.00	32.00	25.00
CKSTC0605P-0.47uH/M	0.47±20%	3.20	3.90	30.00	22.00
CKSTC0605P-0.68uH/M	0.68±20%	3.80	4.50	24.00	18.00
CKSTC0605P-1uH/M	1±20%	5.10	6.20	20.00	15.00
CKSTC0605P-1.5uH/M	1.5±20%	7.10	8.50	15.00	12.00
CKSTC0605P-2.2uH/M	2.2±20%	11.20	13.50	14.00	10.00
CKSTC0605P-3.3uH/M	3.3±20%	18.50	21.00	13.00	8.00
CKSTC0605P-4.7uH/M	4.7±20%	27.00	30.00	12.00	6.50
CKSTC0605P-6.8uH/M	6.8±20%	39.00	44.00	10.00	6.00
CKSTC0605P-10uH/M	10±20%	53.00	60.00	8.00	4.20
CKSTC0605P-15uH/M	15±20%	78.00	90.00	6.00	3.50
CKSTC0605P-22uH/M	22±20%	120.00	140.00	5.00	2.80

CKSTC1004

Part Number 型号	Inductance 电感值(μH)	DCR @25℃ 直流电阻 (mΩ)		Saturation Current Isat 饱和电流(A)	Heat Rating Current Irms 温升电流(A)
		Typ.	Max.	Typ.	Typ.
CKSTC1004-0.47uH/M-B	0.47±20%	1.30	1.50	43.00	28.00
CKSTC1004-1uH/M-B	1±20%	2.60	3.30	36.00	18.00
CKSTC1004-1.5uH/M-B	1.5±20%	3.60	4.20	33.00	16.00
CKSTC1004-2.2uH/M	2.2±20%	6.50	7.60	27.00	12.00
CKSTC1004-3.3uH/M	3.3±20%	10.50	11.80	20.00	11.00
CKSTC1004-4.7uH/M	4.7±20%	12.80	15.50	19.00	10.00
CKSTC1004-6.8uH/M	6.8±20%	19.00	23.30	13.50	8.50
CKSTC1004-10uH/M	10±20%	25.00	30.00	12.00	7.50
CKSTC1004-15uH/M	15±20%	40.00	45.00	10.00	6.30
CKSTC1004-22uH/M	22±20%	58.00	66.00	7.00	5.00
CKSTC1004-33uH/M	33±20%	95.00	112.00	6.00	3.50

Remark:

1. All test data is reference to 25℃ ambient.
2. Test Condition: 100kHz, 1Vrms
3. Isat : DC current (A) that will cause L0 to drop approximately 30% Typ.
4. Irms: DC current (A) that will cause an approximate △T of 40℃
5. Operat between temperature range -40℃ to +125℃(Including self - temperature rise)
6. Absolute maximum voltage: DC 50V
7. -B indicate non-leadframe

CKSTC1205

Part Number 型号	Inductance 电感值(μH)	DCR @25℃ 直流电阻 (mΩ)		Saturation Current Isat 饱和电流(A)	Heat Rating Current Irms 温升电流(A)
		Typ.	Max.	Typ.	Typ.
CKSTC1205-0.36uH/M-B	0.36±20%	0.75	0.95	75.00	42.00
CKSTC1205-0.68uH/M-B	0.68±20%	1.35	1.70	54.00	34.00
CKSTC1205-1uH/M-B	1±20%	2.00	2.50	50.00	29.00
CKSTC1205-1.5uH/M-B	1.5±20%	2.60	3.30	48.00	27.00
CKSTC1205-2.2uH/M-B	2.2±20%	4.00	5.00	40.00	20.00
CKSTC1205-3.3uH/M	3.3±20%	7.80	9.00	35.00	15.00
CKSTC1205-4.7uH/M	4.7±20%	8.80	10.50	25.00	13.00
CKSTC1205-6.8uH/M	6.8±20%	16.30	18.50	22.00	11.00
CKSTC1205-8.2uH/M	8.2±20%	17.00	22.50	18.00	10.00
CKSTC1205-10uH/M	10±20%	23.00	28.00	15.00	9.00
CKSTC1205-15uH/M	15±20%	30.00	36.00	13.00	8.00
CKSTC1205-22uH/M	22±20%	50.00	58.00	10.00	6.50
CKSTC1205-33uH/M	33±20%	71.00	85.00	8.00	5.20

Remark:

1. All test data is reference to 25℃ ambient.
2. Test Condition: 100kHz, 1Vrms
3. Isat : DC current (A) that will cause L0 to drop approximately 30% Typ.
4. Irms: DC current (A) that will cause an approximate △T of 40℃
5. Operat between temperature range -40℃ to +125℃(Including self - temperature rise)
6. Absolute maximum voltage: DC 50V
7. CKSTC1205-1uH,2.2uH Dimensions E=3.0±0.5mm , Other P/N E=3.5±0.5mm
8. -B indicate non-leadframe

CKSTC1206

Part Number 型号	Inductance 电感值(μH)	DCR @25℃ 直流电阻 (mΩ)		Saturation Current Isat 饱和电流(A)	Heat Rating Current Irms 温升电流(A)
		Typ.	Max.	Typ.	Typ.
CKSTC1206-1.5uH/M-B	1.5±20%	2.40	3.20	50.00	27.50
CKSTC1206-2.2uH/M-B	2.2±20%	3.30	4.20	43.00	23.00
CKSTC1206-3.3uH/M-B	3.3±20%	4.50	6.00	36.00	20.00
CKSTC1206-4.7uH/M-B	4.7±20%	7.00	8.40	30.00	19.00
CKSTC1206-6.8uH/M	6.8±20%	12.00	13.00	25.00	15.00
CKSTC1206-10uH/M	10±20%	18.00	20.00	21.00	11.00
CKSTC1206-15uH/M	15±20%	25.00	29.00	16.00	9.00
CKSTC1206-22uH/M	22±20%	32.00	37.50	12.00	8.00
CKSTC1206-47uH/M	47±20%	75.00	90.00	9.00	5.50

Remark:

1. All test data is reference to 25℃ ambient.
2. Test Condition: 100kHz, 1Vrms
3. Isat : DC current (A) that will cause L0 to drop approximately 30% Typ.
4. Irms: DC current (A) that will cause an approximate △T of 40℃
5. Operat between temperature range -40℃ to +125℃(Including self - temperature rise)
6. Absolute maximum voltage: DC 50V
7. CKSTC1206-2.2uH,3.3uH,4.7uH Dimensions E=3.0±0.5mm , Other P/N E=3.5±0.5mm
8. -B indicate non-leadframe

CKSTC1707

Part Number 型号	Inductance 电感值(μH)	DCR @25℃ 直流电阻 (mΩ)		Saturation Current Isat 饱和电流(A)	Heat Rating Current Irms 温升电流(A)
		Typ.	Max.	Typ.	Typ.
CKSTC1707-1.5uH/M	1.5±20%	1.70	2.50	65.00	47.00
CKSTC1707-2.2uH/M	2.2±20%	2.10	2.70	62.00	43.50
CKSTC1707-3.3uH/M	3.3±20%	3.00	3.90	54.00	28.00
CKSTC1707-4.7uH/M	4.7±20%	4.80	5.80	45.00	25.00
CKSTC1707-6.8uH/M	6.8±20%	7.00	9.20	39.00	19.00
CKSTC1707-10uH/M	10±20%	10.20	13.00	29.00	16.50
CKSTC1707-15uH/M	15±20%	17.00	20.50	27.00	13.00
CKSTC1707-22uH/M	22±20%	21.00	26.50	23.00	12.00
CKSTC1707-33uH/M	33±20%	30.00	38.00	20.00	11.00
CKSTC1707-47uH/M	47±20%	45.00	55.00	16.00	8.70
CKSTC1707-68uH/M	68±20%	68.00	80.00	13.00	7.00
CKSTC1707-100uH/M	100±20%	100.00	118.00	10.00	5.30

Remark:

1. All test data is reference to 25℃ ambient.
2. Test Condition: 100kHz, 1Vrms
3. Isat : DC current (A) that will cause L0 to drop approximately 30% Typ.
4. Irms: DC current (A) that will cause an approximate △T of 40℃
5. Operat between temperature range -40℃ to +125℃(Including self - temperature rise)
6. Absolute maximum voltage: DC 50V

PACKAGING SPECIFICATION 包装规格

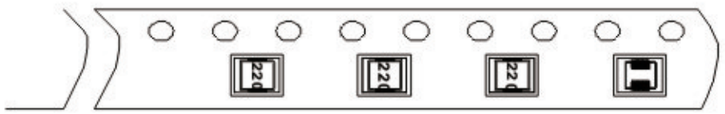

TYPE(型号)	Reel Dimension 卷盘尺寸 (mm)			Quantity (Pcs/Reel) 数量 (个/卷)
	A	B	C	
CKSTC0402P	330	100	13	3000
CKSTC0503P	330	100	13	1500
CKSTC0624P	330	100	13	1500
CKSTC0603P	330	100	13	1500
CKSTC0605P	330	100	13	1000
CKSTC1004	330	100	13	1000
CKSTC1205	330	100	13	400
CKSTC1206	330	100	13	400
CKSTC1707	330	100	13	300

小尺寸一体成型电感 CKSTH系列

SMALL SIZE SMD MOLDING POWER INDUCTOR CKSTH SERIES



● FEATURES 特性

1.闭合磁路,漏磁干扰小
Closed magnetic circuit design reduces leakage flux
2.采用热喷涂技术,电感表面致密性好
Using thermal spraying technology, the surface of the inductor is compact
3.低损耗合金粉末压铸,低直流电阻
Low loss alloy powder die casting, low DC resistance

● APPLICATIONS 用途

智能手机，平板电脑，LED显示屏，智能穿戴，WiFi模组，集成模组
Smartphones, Pad, LED displays, Smart wearables, WiFi modules, Integrated modules

● SHAPES AND DIMENSIONS 外形尺寸 (Unit:mm)

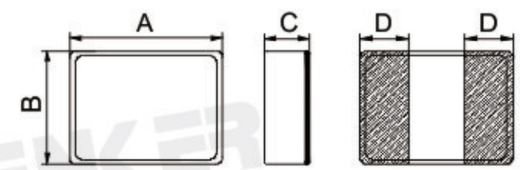

TYPE(型号)	A	B	C	D
CKSTH1412065	1.4±0.2	1.2±0.2	0.65 Max	0.4±0.2
CKSTH141208	1.4±0.2	1.2±0.2	0.8 Max	0.4±0.2
CKSTH1608065	1.6±0.2	0.8±0.2	0.65 Max	0.5±0.2
CKSTH160808	1.6±0.2	0.8±0.2	0.8 Max	0.5±0.2
CKSTH160810	1.6±0.2	0.8±0.2	1.0 Max	0.5±0.2
CKSTH2012065	2.0±0.2	1.2±0.2	0.65 Max	0.6±0.3
CKSTH201208	2.0±0.2	1.2±0.2	0.8 Max	0.6±0.3
CKSTH201210	2.0±0.2	1.2±0.2	1.0 Max	0.6±0.3
CKSTH201212	2.0±0.2	1.2±0.2	1.2 Max	0.6±0.3
CKSTH2016065	2.0±0.2	1.6±0.2	0.65 Max	0.5±0.2
CKSTH201608	2.0±0.2	1.6±0.2	0.8 Max	0.5±0.2
CKSTH201610	2.0±0.2	1.6±0.2	1.0 Max	0.5±0.2
CKSTH201612	2.0±0.2	1.6±0.2	1.2 Max	0.5±0.2
CKSTH252008	2.5±0.2	2.0±0.2	0.8 Max	0.8±0.3
CKSTH252010	2.5±0.2	2.0±0.2	1.0 Max	0.8±0.3
CKSTH252012	2.5±0.2	2.0±0.2	1.2 Max	0.8±0.3
CKSTH322510	3.2±0.2	2.5±0.2	1.0 Max	0.8±0.3
CKSTH322512	3.2±0.2	2.5±0.2	1.2 Max	0.8±0.3

● Part NumberING SYSTEM 型号系统

CKSTH 2016 - 1uH - M

- M: Indutance Tolerance 电感值公差 (M:±20% N:±30%)
- 1uH: Indutance 电感值
- 2016: External Dimensions 外形尺寸
- CKSTH: Type 型号

● RECOMMENDED PATTERNS 推荐的焊盘

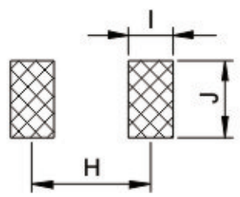

TYPE(型号)	H	I	J
CKSTH1412065	1.1	0.6	1.5
CKSTH141208	1.1	0.6	1.5
CKSTH1608065	1.2	0.8	1.0
CKSTH160808	1.2	0.8	1.0
CKSTH160810	1.2	0.8	1.0
CKSTH2012065	1.5	1.0	1.5
CKSTH201208	1.5	1.0	1.5
CKSTH201210	1.5	1.0	1.5
CKSTH201212	1.5	1.0	1.5
CKSTH2016065	1.5	1.0	1.8
CKSTH201608	1.5	1.0	1.8
CKSTH201610	1.5	1.0	1.8
CKSTH201612	1.5	1.0	1.8
CKSTH252008	2.0	1.2	2.2
CKSTH252010	2.0	1.2	2.2
CKSTH252012	2.0	1.2	2.2
CKSTH322510	2.5	1.2	2.9
CKSTH322512	2.5	1.2	2.9

SPECIFICATION TABLE 规格特性表

CKSTH1412065

Part Number 型号	Inductance 电感值(μH)	DCR @25℃ 直流电阻 (mΩ)	Saturation Current Isat 饱和电流(A)		Heat Rating Current Irms 温升电流(A)	
		Max.	Typ.	Max.	Typ.	Max.
CKSTH1412065-0.1uH/N	0.1±30%	16.0	9.0	8.0	5.0	4.5
CKSTH1412065-0.15uH/M	0.15±20%	17.0	7.7	7.0	4.5	4.1
CKSTH1412065L-0.24uH/M	0.24±20%	23.5	7.2	6.5	4.0	3.6
CKSTH1412065-0.33uH/M	0.33±20%	32.0	5.5	5.0	3.7	3.5
CKSTH1412065-0.47uH/M	0.47±20%	41.0	3.3	3.0	3.2	2.9

CKSTH141208

Part Number 型号	Inductance 电感值(μH)	DCR @25℃ 直流电阻 (mΩ)	Saturation Current Isat 饱和电流(A)		Heat Rating Current Irms 温升电流(A)	
		Max.	Typ.	Max.	Typ.	Max.
CKSTH141208-0.24uH/M	0.24±20%	24.0	7.0	6.5	5.3	4.9
CKSTH141208-0.33uH/M	0.33±20%	27.0	5.6	5.2	4.2	3.8
CKSTH141208-0.47uH/M	0.47±20%	32.0	4.2	4.0	3.6	3.2
CKSTH141208-1uH/M	1.0±20%	87.0	2.3	2.0	2.3	2.0

Remark:

1. All test data is reference to 25℃ ambient.
2. Test Condition: 1MHz, 0.1Vrms
3. Isat: Max.Value, DC current at which the inductance drops less than 30% from its value without current; Typ. Value, DC current at which the inductance drops 30% from its value without current.
4. Irms: For Max. Value, ΔT < 40℃; for Typ. Value, ΔT is approximate 40℃.
5. Operat between temperature range -40℃ to +125℃(Including self - temperature rise)
6. Absolute maximum voltage: DC 60V

CKSTH1608065

Part Number 型号	Inductance 电感值(μH)	DCR @25℃ 直流电阻(mΩ)	Saturation Current Isat 饱和电流(A)		Heat Rating Current Irms 温升电流(A)	
		Max.	Typ.	Max.	Typ.	Max.
CKSTH1608065-0.47uH/M	0.47±20%	75	3.5	3	2.2	2
CKSTH1608065-0.56uH/M	0.56±20%	78	3.0	2.5	2.0	1.8
CKSTH1608065-1uH/M	1.0±20%	160	2	1.8	1.5	1.3

CKSTH160808

Part Number 型号	Inductance 电感值(μH)	DCR @25℃ 直流电阻(mΩ)	Saturation Current Isat 饱和电流(A)		Heat Rating Current Irms 温升电流(A)	
		Max.	Typ.	Max.	Typ.	Max.
CKSTH160808-0.24uH/M	0.24±20%	26.0	4.9	4.4	3.9	3.5
CKSTH160808-0.47uH/M	0.47±20%	50.0	3.4	3.1	3.0	2.8
CKSTH160808-0.56uH/M	0.56±20%	60.0	3.0	2.7	2.5	2.2
CKSTH160808-1uH/M	1.0±20%	130.0	2.6	2.3	2.0	1.8
CKSTH160808L-1uH/M	1.0±20%	110.0	2.3	2.1	2.1	1.9
CKSTH160808-2.2uH/M	2.2±20%	292.0	1.8	1.5	1.3	1.2

CKSTH160810

Part Number 型号	Inductance 电感值(μH)	DCR @25℃ 直流电阻(mΩ)	Saturation Current Isat 饱和电流(A)		Heat Rating Current Irms 温升电流(A)	
		Max.	Typ.	Max.	Typ.	Max.
CKSTH160810-0.1uH/N	0.1±30%	15.0	13.0	11.0	6.0	5.5
CKSTH160810-0.24uH/M	0.24±20%	28.0	6.0	5.5	3.8	3.4
CKSTH160810-0.33uH/M	0.33±20%	33.0	4.0	3.5	3.7	3.2
CKSTH160810-0.47uH/M	0.47±20%	41.0	3.5	3.0	3.6	3.1
CKSTH160810-0.68uH/M	0.68±20%	60.0	3.0	2.5	2.5	2.2
CKSTH160810-1uH/M	1.0±20%	96.0	2.4	2.0	2.0	1.8
CKSTH160810-2.2uH/M	2.2±20%	280.0	1.8	1.5	1.3	1.2

Remark:

1. All test data is reference to 25℃ ambient.
2. Test Condition: 1MHz, 1Vrms
3. Isat: Max.Value, DC current at which the inductance drops less than 30% from its value without current;
Typ. Value, DC current at which the inductance drops 30% from its value without current.
4. Irms: For Max. Value, ΔT < 40℃; for Typ. Value, ΔT is approximate 40℃.
5. Operat between temperature range -40℃ to +125℃(Including self - temperature rise)
6. Absolute Max. voltage: DC 20V

CKSTH2012065

Part Number 型号	Inductance 电感值(μH)	DCR @25℃ 直流电阻(mΩ)	Saturation Current Isat 饱和电流(A)		Heat Rating Current Irms 温升电流(A)	
		Max.	Typ.	Max.	Typ.	Max.
CKSTPH2012065-0.47uH/M	0.47±20%	34.0	5.0	4.5	3.7	3.4
CKSTH2012065-0.47uH/M	0.47±20%	42.0	5.0	4.5	3.4	3.0
CKSTH2012065-1uH/M	1.0±20%	86.0	3.0	2.5	2.6	2.3
CKSTH2012065-1.5uH/M	1.5±20%	150.0	2.0	1.8	1.9	1.6
CKSTH2012065-2.2uH/M	2.2±20%	210.0	1.8	1.6	1.4	1.3

CKSTH201208

Part Number 型号	Inductance 电感值(μH)	DCR @25℃ 直流电阻(mΩ)	Saturation Current Isat 饱和电流(A)		Heat Rating Current Irms 温升电流(A)	
		Max.	Typ.	Max.	Typ.	Max.
CKSTH201208-0.11uH/N	0.11±30%	10.0	12.0	10.0	7.5	6.6
CKSTH201208-0.24uH/M	0.24±20%	19.0	7.2	6.5	6.0	5.4
CKSTH201208-0.33uH/M	0.33±20%	28.0	6.2	5.6	4.3	4.0
CKSTH201208-0.47uH/M	0.47±20%	29.0	4.8	4.3	3.9	3.7
CKSTH201208H-0.47uH/M	0.47±20%	38.0	5.9	5.3	3.8	3.2
CKSTH201208-1uH/M	1.0±20%	55.0	3.8	3.3	3.5	3.2
CKSTH201208H-1uH/M	1.0±20%	90.0	4.0	3.6	2.3	2.1
CKSTH201208-2.2uH/M	2.2±20%	110.0	2.1	1.9	2.0	1.8
CKSTH201208-2.2uH/M-X01	2.2±20%	216.0	2.6	2.3	1.4	1.2

Remark:

1. All test data is reference to 25℃ ambient.
2. Test Condition: 1MHz, 1Vrms
3. Isat: Max.Value, DC current at which the inductance drops less than 30% from its value without current;
Typ. Value, DC current at which the inductance drops 30% from its value without current.
4. Irms: For Max. Value, ΔT < 40℃; for Typ. Value, ΔT is approximate 40℃.
5. Operat between temperature range -40℃ to +125℃(Including self - temperature rise)
6. Absolute Max. voltage: DC 25V

CKSTH201210

Part Number 型号	Inductance 电感值(μH)	DCR @25℃ 直流电阻(mΩ)	Saturation Current Isat 饱和电流(A)		Heat Rating Current Irms 温升电流(A)	
		Max.	Typ.	Max.	Typ.	Max.
CKSTH201210-0.047uH/N	0.047±30%	6.0	16.0	14.0	9.5	8.5
CKSTH201210-0.11uH/N	0.11±30%	10.0	11.0	10.0	7.0	6.5
CKSTH201210-0.24uH/M	0.24±20%	16.0	6.7	6.2	5.7	5.2
CKSTH201210-0.33uH/M	0.33±20%	22.0	7.0	6.5	5.2	4.8
CKSTH201210-0.47uH/M	0.47±20%	22.0	5.1	4.6	5.2	4.8
CKSTH201210H-0.47uH/M	0.47±20%	24.0	5.7	5.1	5.2	4.8
CKSTH201210-0.56uH/M	0.56±20%	36.0	4.6	4.2	3.8	3.4
CKSTH201210-0.68uH/M	0.68±20%	46.0	4.5	4.0	3.6	3.2
CKSTH201210-1uH/M	1.0±20%	51.0	4.0	3.6	3.5	3.1
CKSTH201210-2.2uH/M	2.2±20%	112.0	2.4	2.1	2.2	1.9
CKSTH201210-3.3uH/M	3.3±20%	280.0	1.8	1.5	1.6	1.3
CKSTH201210-4.7uH/M	4.7±20%	330.0	1.5	1.3	1.2	1.0

CKSTH201212

Part Number 型号	Inductance 电感值(μH)	DCR @25℃ 直流电阻(mΩ)	Saturation Current Isat 饱和电流(A)		Heat Rating Current Irms 温升电流(A)	
		Max.	Typ.	Max.	Typ.	Max.
CKSTH201212-0.11H/N	0.11±30%	5.8	11.5	11.0	10.0	9.5
CKSTH201212-0.24uH/M	0.24±20%	17.0	9.0	8.5	7.5	7.0
CKSTH201212-0.47uH/M	0.47±20%	23.5	5.5	5.0	5.0	4.5

Remark:

1. All test data is reference to 25℃ ambient.
2. Test Condition: 1MHz, 1Vrms
3. Isat: Max.Value, DC current at which the inductance drops less than 30% from its value without current;
Typ. Value, DC current at which the inductance drops 30% from its value without current.
4. Irms: For Max. Value, ΔT < 40℃; for Typ. Value, ΔT is approximate 40℃.
5. Operat between temperature range -40℃ to +125℃(Including self - temperature rise)
6. Absolute Max. voltage: DC 25V

CKSTH2016065

Part Number 型号	Inductance 电感值(μH)	DCR @25℃ 直流电阻(mΩ)	Saturation Current Isat 饱和电流(A)		Heat Rating Current Irms 温升电流(A)	
		Max.	Typ.	Max.	Typ.	Max.
CKSTH2016065-0.47uH/M	0.47±20%	47.0	4.4	4.0	3.8	3.4
CKSTH2016065-2.2uH/M	2.2±20%	183.0	2.2	2.0	1.7	1.5

CKSTH201608

Part Number 型号	Inductance 电感值(μH)	DCR @25℃ 直流电阻(mΩ)	Saturation Current Isat 饱和电流(A)		Heat Rating Current Irms 温升电流(A)	
		Max.	Typ.	Max.	Typ.	Max.
CKSTH201608-0.24uH/M	0.24±20%	20.0	7.2	6.5	5.7	5.2
CKSTH201608-0.33uH/M	0.33±20%	26.0	7.2	6.6	5.7	5.1
CKSTH201608-0.47uH/M	0.47±20%	24.0	5.5	5.0	4.9	4.5
CKSTH201608-1uH/M	1.0±20%	52.0	4.3	3.9	4.0	3.6
CKSTH201608-1.5uH/M	1.5±20%	100.0	3.3	2.8	2.4	2.1
CKSTH201608-2.2uH/M	2.2±20%	100.0	2.9	2.7	2.4	2.1
CKSTH201608-4.7uH/M	4.7±20%	286.0	1.6	1.4	1.7	1.4

Remark:

1. All test data is reference to 25℃ ambient.
2. Test Condition: 1MHz, 1Vrms
3. Isat: Max.Value, DC current at which the inductance drops less than 30% from its value without current;
Typ. Value, DC current at which the inductance drops 30% from its value without current.
4. Irms: For Max. Value, ΔT < 40℃; for Typ. Value, ΔT is approximate 40℃.
5. Operat between temperature range -40℃ to +125℃(Including self - temperature rise)
6. Absolute Max. voltage: DC 25V

CKSTH201610

Part Number 型号	Inductance 电感值(μH)	DCR @25℃ 直流电阻(mΩ)	Saturation Current Isat 饱和电流(A)		Heat Rating Current Irms 温升电流(A)	
		Max.	Typ.	Max.	Typ.	Max.
CKSTH201610-0.1uH/N	0.1±30%	9.0	12.0	10.0	9.0	8.0
CKSTH201610-0.15uH/M	0.15±20%	10.0	10.0	9.0	7.6	7.0
CKSTH201610-0.24uH/M	0.24±20%	15.0	7.8	7.0	7.2	6.6
CKSTH201610-0.33uH/M	0.33±20%	20.0	7.0	6.5	6.5	6.0
CKSTH201610-0.47uH/M	0.47±20%	20.0	7.0	6.0	6.2	5.7
CKSTH201610-0.68uH/M	0.68±20%	31.0	5.2	4.7	5.0	4.5
CKSTH201610-1uH/M	1.0±20%	36.0	4.8	4.2	4.8	4.3
CKSTH201610-1.5uH/M	1.5±20%	60.0	3.5	3.0	3.2	2.8
CKSTH201610-2.2uH/M	2.2±20%	87.0	3.0	2.6	2.8	2.5
CKSTH201610-3.3uH/M	3.3±20%	170.0	2.3	2.0	1.7	1.5
CKSTH201610-4.7uH/M	4.7±20%	220.0	2.0	1.8	1.6	1.4
CKSTH201610-6.8uH/M	6.8±20%	460.0	1.5	1.2	1.1	0.8
CKSTH201610-10uH/M	10±20%	580.0	1.4	1.1	1.0	0.7

CKSTH201612

Part Number 型号	Inductance 电感值(μH)	DCR @25℃ 直流电阻(mΩ)	Saturation Current Isat 饱和电流(A)		Heat Rating Current Irms 温升电流(A)	
		Max.	Typ.	Max.	Typ.	Max.
CKSTH201612-0.24uH/M	0.24±20%	11.0	9.2	8.7	9.1	8.6
CKSTH201612-0.47uH/M	0.47±20%	19.0	6.6	6.0	5.6	5.1
CKSTH201612-1uH/M	1.0±20%	49.0	4.3	4.0	4.0	3.4
CKSTH201612-2.2uH/M	2.2±20%	74.0	3.3	2.8	3.1	2.8
CKSTH201612-3.3uH/M	3.3±20%	145.0	2.7	2.3	2.4	2.0
CKSTH201612-6.8uH/M	6.8±20%	275.0	1.5	1.3	1.4	1.2

Remark:

1. All test data is reference to 25℃ ambient.
2. Test Condition: 1MHz, 1Vrms
3. Isat: Max.Value, DC current at which the inductance drops less than 30% from its value without current;
Typ. Value, DC current at which the inductance drops 30% from its value without current.
4. Irms: For Max. Value, ΔT < 40℃; for Typ. Value, ΔT is approximate 40℃.
5. Operat between temperature range -40℃ to +125℃(Including self - temperature rise)
6. Absolute Max. voltage: DC 25V

CKSTH252008

Part Number 型号	Inductance 电感值(μH)	DCR @25℃ 直流电阻(mΩ)	Saturation Current Isat 饱和电流(A)		Heat Rating Current Irms 温升电流(A)	
		Max.	Typ.	Max.	Typ.	Max.
CKSTH252008-0.47uH/M	0.47±20%	24.0	6.7	6.0	4.7	4.2
CKSTH252008-1uH/M	1.0±20%	40.0	4.0	3.6	4.0	3.6
CKSTH252008-2.2uH/M	2.2±20%	74.0	2.4	2.0	2.7	2.4
CKSTH252008-4.7uH/M	4.7±20%	180.0	2.3	1.8	2.0	1.8
CKSTH252008-10uH/M	10±20%	575.0	1.6	1.4	1.1	1.0

CKSTH252010

Part Number 型号	Inductance 电感值(μH)	DCR @25℃ 直流电阻(mΩ)	Saturation Current Isat 饱和电流(A)		Heat Rating Current Irms 温升电流(A)	
		Max.	Typ.	Max.	Typ.	Max.
CKSTH252010-0.1uH/N	0.1±30%	9.0	14.0	12.0	10.0	9.0
CKSTH252010-0.24uH/M	0.24±20%	12.0	9.0	8.5	7.2	6.7
CKSTH252010-0.33uH/M	0.33±20%	13.0	7.6	7.2	6.9	6.6
CKSTH252010-0.47uH/M	0.47±20%	16.0	7.7	7.0	6.5	6.0
CKSTH252010-0.68uH/M	0.68±20%	24.0	6.2	5.7	5.8	5.2
CKSTH252010-1uH/M	1.0±20%	30.0	5.5	5.0	5.5	5.0
CKSTH252010-1.5uH/M	1.5±20%	42.0	4.3	3.9	4.0	3.6
CKSTH252010-2.2uH/M	2.2±20%	60.0	3.4	3.0	3.1	2.8
CKSTH252010-3.3uH/M	3.3±20%	100.0	2.8	2.5	2.5	2.2
CKSTH252010-4.7uH/M	4.7±20%	136.0	2.6	2.1	2.3	2.0
CKSTH252010-6.8uH/M	6.8±20%	274.0	2.1	1.8	1.7	1.4
CKSTH252010-10uH/M	10±20%	450.0	1.6	1.4	1.45	1.25
CKSTH252010L-10uH/M	10±20%	400.0	1.5	1.3	1.45	1.25

Remark:

1. All test data is reference to 25℃ ambient.
2. Test Condition: 1MHz, 1Vrms
3. Isat: Max.Value, DC current at which the inductance drops less than 30% from its value without current;
Typ. Value, DC current at which the inductance drops 30% from its value without current.
4. Irms: For Max. Value, ΔT < 40℃; for Typ. Value, ΔT is approximate 40℃.
5. Operat between temperature range -40℃ to +125℃(Including self - temperature rise)
6. Absolute Max. voltage: DC 25V

CKSTH252012

Part Number 型号	Inductance 电感值(μH)	DCR @25℃ 直流电阻 (mΩ)	Saturation Current Isat 饱和电流(A)		Heat Rating Current Irms 温升电流(A)	
		Max.	Typ.	Max.	Typ.	Max.
CKSTH252012-0.24uH/M	0.24±20%	12.0	10.0	9.5	7.0	6.4
CKSTH252012-0.33uH/M	0.33±20%	12.0	8.0	7.5	7.0	6.4
CKSTPH252012-0.33uH/M	0.33±20%	12.0	10.0	9.0	7.0	6.4
CKSTH252012-0.47uH/M	0.47±20%	13.0	7.4	6.8	6.7	6.0
CKSTH252012-0.68uH/M	0.68±20%	19.0	6.5	6.0	6.1	5.5
CKSTH252012-0.82uH/M	0.82±20%	26.0	6.0	5.5	5.5	5.0
CKSTH252012-1uH/M	1.0±20%	28.0	5.8	5.3	5.7	5.2
CKSTH252012-1.5uH/M	1.5±20%	44.0	4.8	4.2	5.0	4.5
CKSTH252012-2.2uH/M	2.2±20%	60.0	4.0	3.3	3.7	3.3
CKSTH252012H-2.2uH/M	2.2±20%	84.0	4.7	4.2	3.2	2.9
CKSTH252012-3.3uH/M	3.3±20%	97.0	3.0	2.7	2.8	2.5
CKSTH252012-4.7uH/M	4.7±20%	128.0	2.6	2.1	2.5	2.0
CKSTH252012-6.8uH/M	6.8±20%	245.0	2.2	1.9	2.0	1.6
CKSTH252012-10uH/M	10±20%	350.0	1.7	1.5	1.5	1.3

Remark:

1. All test data is reference to 25℃ ambient.
2. Test Condition: 1MHz, 1Vrms
3. Isat: Max.Value, DC current at which the inductance drops less than 30% from its value without current;
Typ. Value, DC current at which the inductance drops 30% from its value without current.
4. Irms: For Max. Value, ΔT < 40℃; for Typ. Value, ΔT is approximate 40℃.
5. Operat between temperature range -40℃ to +125℃(Including self - temperature rise)
6. Absolute Max. voltage: DC 25V

CKSTH322510

Part Number 型号	Inductance 电感值(μH)	DCR @25℃ 直流电阻 (mΩ)	Saturation Current Isat 饱和电流(A)		Heat Rating Current Irms 温升电流(A)	
		Max.	Typ.	Max.	Typ.	Max.
CKSTH322510-4.7uH/M	4.7±20%	156.0	3.4	3.0	2.5	2.0
CKSTH322510-6.8uH/M	6.8±20%	300.0	2.3	2.0	1.5	1.3
CKSTH322510-10uH/M	10±20%	340.0	1.9	1.5	1.3	1.1

CKSTH322512

Part Number 型号	Inductance 电感值(μH)	DCR @25℃ 直流电阻 (mΩ)	Saturation Current Isat 饱和电流(A)		Heat Rating Current Irms 温升电流(A)	
		Max.	Typ.	Max.	Typ.	Max.
CKSTH322512-0.47uH/M	0.47±20%	16.8	9.0	8.2	7.2	6.7
CKSTH322512-0.68uH/M	0.68±20%	22	9	8.0	6.5	6
CKSTH322512-1uH/M	1±20%	26	8	7	5.5	5
CKSTH322512-1.5uH/M	1.5±20%	42.0	5.5	5.0	4.6	4.1
CKSTH322512-2.2uH/M	2.2±20%	60.0	5.3	4.8	4.2	3.8
CKSTH322512-3.3uH/M	3.3±20%	84.0	3.6	3.3	3.3	3.0
CKSTH322512-4.7uH/M	4.7±20%	130.0	3.5	3.0	3.0	2.6
CKSTH322512-6.8uH/M	6.8±20%	200.0	2.8	2.4	1.6	1.3
CKSTH322512-10uH/M	10±20%	288.0	1.9	1.5	1.1	1.0

Remark:

1. All test data is reference to 25℃ ambient.
2. Test Condition: 1MHz, 1Vrms
3. Isat: Max.Value, DC current at which the inductance drops less than 30% from its value without current;
Typ. Value, DC current at which the inductance drops 30% from its value without current.
4. Irms: For Max. Value, ΔT < 40℃; for Typ. Value, ΔT is approximate 40℃.
5. Operat between temperature range -40℃ to +125℃(Including self - temperature rise)
6. Absolute Max. voltage: DC 25V

PACKAGING SPECIFICATION 包装规格

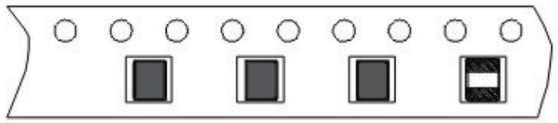

TYPE(型号)	Reel Dimension 卷盘尺寸 (mm)			Quantity (Pcs/Reel) 数量 (个/卷)
	A	B	C	
CKSTPH1412055	178	58	13	3000
CKSTH1412065	178	58	13	3000
CKSTH141208	178	58	13	3000
CKSTH1608065	178	58	13	3000
CKSTH160808	178	58	13	3000
CKSTH160810	178	58	13	3000
CKSTH2012065	178	58	13	3000
CKSTH201208	178	58	13	3000
CKSTH201210	178	58	13	3000
CKSTH201212	178	58	13	3000
CKSTH2016065	178	58	13	3000
CKSTH201608	178	58	13	3000
CKSTH201610	178	58	13	3000
CKSTH201612	178	58	13	3000
CKSTH252008	178	58	13	3000
CKSTH252010	178	58	13	3000
CKSTH252012	178	58	13	3000
CKSTH322510	178	58	13	2000
CKSTH322512	178	58	13	2000

T-CORE 扁平线大电流电感 CKSTTH,CKSTWH 系列

T-CORE FLAT COIL HIGH CURRENT INDUCTOR CKSTTH,CKSTWH SERIES

● FEATURES 特性

1.磁屏蔽结构,T core 工艺,闭合磁路,抗电磁干扰强.
Magnetic shielding structure, T core process, closed magnetic circuit, strong anti-electromagnetic interference.
2.低直流电阻和损耗.
Low DCR with low loss
3.在高频和高温环境下保持优良的温升电流及饱和电流特性.
It maintains excellent temperature rise current and saturation current characteristics in high-frequency and high-temperature environments.

智能手机，平板电脑，LED显示屏，智能穿戴，WiFi模组，集成模组
Smartphones, Pad, LED displays, Smart wearables, WiFi modules, Integrated modules

● Part NumberING SYSTEM 型号系统

CKSTT(W)H 0603S - 1uH - M

- M: Indutance Tolerance 电感值公差 (M:±20% N:±30%)
- 1uH: Indutance 电感值
- 0603S: External Dimensions 外形尺寸
- CKSTT(W)H: Type 型号

● SHAPES AND DIMENSIONS 外形尺寸 (Unit:mm)

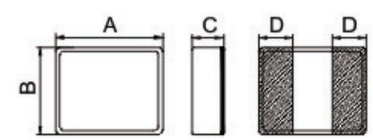

Fig 1

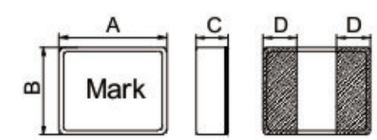

Fig 2

TYPE(型号)	A	B	C	D	Fig
CKSTTH0410	4.0±0.3	4.0±0.3	1.0 Max	1.1±0.3	1
CKSTTH0412	4.0±0.3	4.0±0.3	1.2 Max	1.1±0.3	1
CKSTTX0412	4.0±0.3	4.0±0.3	1.2 Max	1.1±0.3	1
CKSTTH0414	4.0±0.3	4.0±0.3	1.4 Max	1.1±0.3	1
CKSTTH0415	4.0±0.3	4.0±0.3	1.5 Max	1.1±0.3	2
CKSTTH0418	4.0±0.3	4.0±0.3	1.8 Max	1.1±0.3	2
CKSTTH0402	4.0±0.3	4.0±0.3	2.1 Max	1.1±0.3	2
CKSTTH0403	4.0±0.3	4.0±0.3	3.1 Max.	1.1±0.3	2

TYPE(型号)	A	B	C	D	Fig
CKSTTH0404	4.0±0.3	4.0±0.3	4.1 Max.	1.1±0.3	2
CKSTTH0512	5.28±0.3	5.48±0.3	1.2 Max	1.7±0.3	2
CKSTTH0514	5.28±0.3	5.48±0.3	1.4 Max	1.7±0.3	2
CKSTTH0515	5.28±0.3	5.48±0.3	1.5 Max	1.7±0.3	2
CKSTTH0518	5.28±0.3	5.48±0.3	1.8 Max	1.7±0.3	2
CKSTTH0502	5.28±0.3	5.48±0.3	2.1 Max	1.7±0.3	2
CKSTTH0524	5.28±0.3	5.48±0.3	2.4 Max	1.7±0.3	2
CKSTTH0503	5.28±0.3	5.48±0.3	3.1 Max.	1.7±0.3	2
CKSTTH0504	5.28±0.3	5.48±0.3	4.1 Max.	1.7±0.3	2
CKSTTH0505	5.28±0.3	5.48±0.3	5.1 Max.	1.7±0.3	2
CKSTTH0610	6.4±0.3	6.6±0.3	1.0 Max	1.8±0.3	2
CKSTTH0612	6.4±0.3	6.6±0.3	1.2 Max	1.8±0.3	2
CKSTTH0615	6.4±0.3	6.6±0.3	1.5 Max	2.1±0.3	2
CKSTTH0616	6.4±0.3	6.6±0.3	1.6 Max	2.1±0.3	2
CKSTTH0617	6.4±0.3	6.6±0.3	1.8 Max	2.1±0.3	2
CKSTTH0618	6.4±0.3	6.6±0.3	2.0 Max	2.1±0.3	2
CKSTTH0602	6.4±0.3	6.6±0.3	2.4 Max	2.1±0.3	2
CKSTTH0624	6.4±0.3	6.6±0.3	3.1 Max	2.1±0.3	2
CKSTTH0603	6.4±0.3	6.6±0.3	3.1 Max	2.1±0.3	2
CKSTTA0603	6.4±0.3	6.6±0.3	3.1 Max	2.1±0.3	2
CKSTTH0606	6.4±0.3	6.6±0.3	6.1 Max	2.1±0.3	2
CKSTTH0717	7.8±0.2	7.8±0.2	1.7 Max	2.6±0.3	2
CKSTTH0815	8.1±0.3	8.6±0.3	1.5 Max	2.6±0.3	2
CKSTTH0802	8.1±0.3	8.6±0.3	2.0 Max	2.6±0.3	2
CKSTTH1015	11.0±0.5	10.0±0.3	1.5 Max	3.0±0.3	2
CKSTTH1018	11.0±0.5	10.0±0.3	2.0 Max	3.0±0.3	2
CKSTTH1002	11.0±0.5	10.0±0.3	2.2 Max	3.0±0.3	2
CKSTTH1024	11.0±0.5	10.0±0.3	2.4 Max	3.0±0.3	2
CKSTTH1027	11.0±0.5	10.0±0.3	2.7 Max	3.0±0.3	2

● **SHAPES AND DIMENSIONS 外形尺寸 (Unit:mm)**

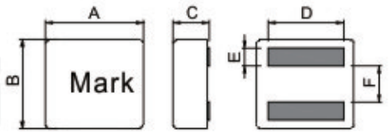

Fig 3

TYPE(型号)	A	B	C	D	E	F	Fig
CKSTWH0402S	4.0±0.3	4.0±0.3	2.1 Max.	3.25 Typ.	0.85±0.2	1.57±0.3	3
CKSTWH0403S	4.0±0.3	4.0±0.3	3.1 Max.	3.25 Typ.	0.85±0.2	1.57±0.3	3
CKSTWH0404S	4.0±0.3	4.0±0.3	4.1 Max.	3.25 Typ.	0.85±0.2	1.57±0.3	3
CKSTWH0502S	5.48±0.3	5.28±0.3	2.1 Max.	4.2 Typ.	1.0±0.2	2.3±0.3	3
CKSTWH0503S	5.48±0.3	5.28±0.3	3.1 Max.	4.2 Typ.	1.0±0.2	2.3±0.3	3
CKSTWH0505S	5.48±0.3	5.28±0.3	5.1 Max.	4.2 Typ.	1.0±0.2	2.3±0.3	3
CKSTWH0602S	6.6±0.3	6.4±0.3	2.0 Max.	5.0 Typ.	1.25±0.2	2.8±0.3	3
CKSTWH0622S	6.6±0.3	6.4±0.3	2.2 Max.	5.0 Typ.	1.25±0.2	2.8±0.3	3
CKSTWH0623S	6.6±0.3	6.4±0.3	2.3 Max.	5.0 Typ.	1.25±0.2	2.8±0.3	3
CKSTWH0628S	6.6±0.3	6.4±0.3	2.8 Max.	5.0 Typ.	1.25±0.2	2.8±0.3	3
CKSTWH0603S	6.6±0.3	6.4±0.3	3.1 Max.	5.0 Typ.	1.25±0.2	2.8±0.3	3
CKSTWH0605S	6.6±0.3	6.4±0.3	5.1 Max.	5.0 Typ.	1.25±0.2	2.8±0.3	3
CKSTWH0606S	6.6±0.3	6.4±0.3	6.1 Max.	5.0 Typ.	1.25±0.2	2.8±0.3	3
CKSTWH0724S	7.5±0.5	7.5±0.5	2.4 Max.	6.0 Typ.	1.6±0.2	3.12±0.3	3
CKSTWH0819S	8.6±0.3	8.1±0.3	1.9 Max.	6.5 Typ.	1.6±0.2	3.56±0.3	3
CKSTWH0828S	8.6±0.3	8.1±0.3	2.8 Max.	6.5 Typ.	1.6±0.2	3.56±0.3	3
CKSTWH0803S	8.6±0.3	8.1±0.3	3.0 Max.	6.5 Typ.	1.6±0.2	3.56±0.3	3
CKSTWH0835S	8.6±0.3	8.1±0.3	3.5 Max.	6.5 Typ.	1.6±0.2	3.56±0.3	3
CKSTWH0805S	8.6±0.3	8.1±0.3	5.0 Max.	6.5 Typ.	1.6±0.2	3.56±0.3	3
CKSTWH0806S	8.6±0.3	8.1±0.3	6.0 Max.	6.5 Typ.	1.6±0.2	3.56±0.3	3
CKSTWH0807S	8.6±0.3	8.1±0.3	7.0 Max.	6.5 Typ.	1.6±0.2	3.56±0.3	3
CKSTWH0808S	8.6±0.3	8.1±0.3	8.0 Max.	6.5 Typ.	1.6±0.2	3.56±0.3	3
CKSTWH1003S	11.3±0.5	10.0±0.5	3.0 Max.	8.0 Typ.	2.2±0.2	4.45±0.3	3
CKSTWH1035S	11.3±0.5	10.0±0.5	3.5 Max.	8.0 Typ.	2.2±0.2	4.45±0.3	3
CKSTWH1004S	11.3±0.5	10.0±0.5	4.0 Max.	8.0 Typ.	2.2±0.2	4.45±0.3	3
CKSTWH1048S	11.3±0.5	10.0±0.5	4.8 Max.	8.0 Typ.	2.2±0.2	4.45±0.3	3
CKSTWH1005S	11.3±0.5	10.0±0.5	5.0 Max.	8.0 Typ.	2.2±0.2	4.45±0.3	3
CKSTWH1006S	11.3±0.5	10.0±0.5	6.0 Max.	8.0 Typ.	2.2±0.2	4.45±0.3	3
CKSTWH1007S	11.3±0.5	10.0±0.5	7.0 Max.	8.0 Typ.	2.2±0.2	4.45±0.3	3
CKSTWH1008S	11.3±0.5	10.0±0.5	8.0 Max.	8.0 Typ.	2.2±0.2	4.45±0.3	3
CKSTWH1009S	11.3±0.5	10.0±0.5	9.0 Max.	8.0 Typ.	2.2±0.2	4.45±0.3	3
CKSTWH1010S	11.3±0.5	10.0±0.5	10.0 Max.	8.0 Typ.	2.2±0.2	4.45±0.3	3
CKSTWH1545S	16.2±0.3	15.2±0.3	4.5 Max.	12.5 Typ.	3.0±0.3	7.6±0.3	3
CKSTWH1507S	16.2±0.3	15.2±0.3	7.0 Max.	12.5 Typ.	3.0±0.3	7.6±0.3	3
CKSTWH1508S	16.2±0.3	15.2±0.3	8.0 Max.	12.5 Typ.	3.0±0.3	7.6±0.3	3
CKSTWH1510S	16.2±0.3	15.2±0.3	10.0 Max.	12.5 Typ.	3.0±0.3	7.6±0.3	3
CKSTWH1513S	16.2±0.3	15.2±0.3	13.0 Max.	12.5 Typ.	3.0±0.3	7.6±0.3	3

● RECOMMENDED PATTERNS 推荐的焊盘

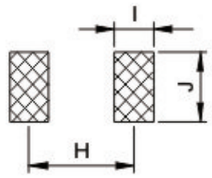

CKSTTH Series

TYPE(型号)	H	I	J
CKSTTH0410	3.0	1.5	4.5
CKSTTH0412	3.0	1.5	4.5
CKSTTH0414	3.0	1.5	4.5
CKSTTH0415	3.0	1.5	4.5
CKSTTH0418	3.0	1.5	4.5
CKSTTH0402	3.0	1.5	4.5
CKSTTH0403	3.0	1.5	4.5
CKSTTH0404	3.0	1.5	4.5
CKSTTH0514	3.8	2.2	5.8
CKSTTH0515	3.8	2.2	5.8
CKSTTH0518	3.8	2.2	5.8
CKSTTH0502	3.8	2.2	5.8
CKSTTH0524	3.8	2.2	5.8
CKSTTH0503	3.8	2.2	5.8
CKSTTH0504	3.8	2.2	5.8
CKSTTH0505	3.8	2.2	5.8
CKSTTH0610	5.0	2.2	7.0
CKSTTH0612	5.0	2.2	7.0
CKSTTH0615	4.5	2.5	7.0
CKSTTH0616	4.5	2.5	7.0
CKSTTH0617	4.5	2.5	7.0
CKSTTH0618	4.5	2.5	7.0
CKSTTH0602	4.5	2.5	7.0
CKSTTH0624	4.5	2.5	7.0

TYPE(型号)	H	I	J
CKSTTH0603	4.5	2.5	7.0
CKSTTH0606	4.5	2.5	7.0
CKSTTH0717	5.5	3.0	8.4
CKSTTH0815	5.5	3.0	9.0
CKSTTH0802	5.5	3.0	9.0
CKSTTH1015	7.0	3.5	12.0
CKSTTH1018	7.0	3.5	12.0
CKSTTH1002	7.0	3.5	12.0
CKSTTH1024	7.0	3.5	12.0
CKSTTH1027	7.0	3.5	12.0

● RECOMMENDED PATTERNS 推荐的焊盘

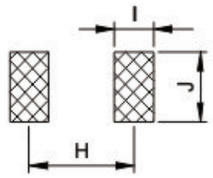

CKSTWH Series

TYPE(型号)	H	I	J
CKSTWH0402S	2.37	1.1	3.8
CKSTWH0403S	2.37	1.1	3.8
CKSTWH0404S	2.37	1.1	3.8
CKSTWH0502S	3.3	1.3	4.7
CKSTWH0503S	3.3	1.3	4.7
CKSTWH0505S	3.3	1.3	4.7
CKSTWH0602S	4.05	1.55	5.5
CKSTWH0622S	4.05	1.55	5.5
CKSTWH0623S	4.05	1.55	5.5
CKSTWH0628S	4.05	1.55	5.5
CKSTWH0603S	4.05	1.55	5.5
CKSTWH0603S	4.05	1.55	5.5

TYPE(型号)	H	I	J
CKSTWH0605S	4.05	1.55	5.5
CKSTWH0606S	4.05	1.55	5.5
CKSTWH0724S	4.72	1.78	6.5
CKSTWH0819S	5.2	2.0	7.0
CKSTWH0828S	5.2	2.0	7.0
CKSTWH0803S	5.2	2.0	7.0
CKSTWH0835S	5.2	2.0	7.0
CKSTWH0805S	5.2	2.0	7.0
CKSTWH0806S	5.2	2.0	7.0
CKSTWH0807S	5.2	2.0	7.0
CKSTWH0808S	5.2	2.0	7.0
CKSTWH1003S	6.65	2.6	9.0
CKSTWH1035S	6.65	2.6	9.0
CKSTWH1004S	6.65	2.6	9.0
CKSTWH1048S	6.65	2.6	9.0
CKSTWH1005S	6.65	2.6	9.0
CKSTWH1006S	6.65	2.6	9.0
CKSTWH1007S	6.65	2.6	9.0
CKSTWH1008S	6.65	2.6	9.0
CKSTWH1009S	6.65	2.6	9.0
CKSTWH1010S	6.65	2.6	9.0
CKSTWH1545S	10.6	3.5	13.2
CKSTWH1507S	10.6	3.5	13.2
CKSTWH1508S	10.6	3.5	13.2
CKSTWH1510S	10.6	3.5	13.2
CKSTWH1513S	10.6	3.5	13.2

SPECIFICATION TABLE 规格特性表

CKSTTH0410 Series

Part Number 型号	Inductance 电感值(μH)	DCR @25℃ 直流电阻(mΩ)		Saturation Current DC Amps. Isat 饱和电流 (A)		Heat Rating Current DC Amps. Irms 温升电流 (A)	
		Typ.	Max.	Max.	Typ.	Max.	Typ.
CKSTTH0410-0.10uH/N	0.10±30%	4.20	5.00	25.0	30.0	12.0	15.0
CKSTTH0410-0.47uH/M	0.47±20%	17.00	20.00	7.5	8.5	6.5	7.5
CKSTTH0410-0.68uH/M	0.68±20%	23.00	27.00	6.0	7.0	5.4	6.4
CKSTTH0410-1uH/M	1.0±20%	33.00	38.00	5.5	6.5	3.4	3.7
CKSTTH0410-1.5uH/M	1.5±20%	39.00	45.00	5.0	5.6	3.7	4.0
CKSTTH0410-2.2uH/M	2.2±20%	58.00	67.00	4.7	5.3	3.2	3.6
CKSTTH0410-3.3uH/M	3.3±20%	77.00	92.00	4.0	4.5	3.1	3.5
CKSTTH0410-4.7uH/M	4.7±20%	124.00	143.00	3.0	3.5	2.5	2.8
CKSTTH0410-6.8uH/M	6.8±20%	155.00	180.00	2.5	3.0	2.1	2.3
CKSTTH0410U-10uH/M	10±20%	220.00	264.00	2.0	2.4	1.7	1.9
CKSTTH0410N-10uH/M	10±20%	236.00	264.00	2.6	2.8	1.9	2.1

Remark:

1. All test data is reference to 25℃ ambient.
2. Test Condition: 1MHz, 1Vrms
3. Isat: Max.Value, DC current at which the inductance drops less than 30% from its value without current;
Typ. Value, DC current at which the inductance drops approximate 30% from its value without current.
4. Irms: For Max. Value, ΔT < 40℃; for Typ. Value, ΔT is approximate 40℃.
5. Operat between temperature range -40℃ to +125℃(Including self - temperature rise)
6. Absolute Max. voltage: DC 25V.

CKSTTH0412 Series

Part Number 型号	Inductance 电感值(μH)	DCR @25℃ 直流电阻(mΩ)		Saturation Current DC Amps. Isat 饱和电流 (A)		Heat Rating Current DC Amps. Irms 温升电流 (A)	
		Typ.	Max.	Max.	Typ.	Max.	Typ.
CKSTTH0412-0.22uH/M	0.22±20%	9.00	10.00	10.0	12.0	6.5	7.0
CKSTTH0412-0.33uH/M	0.33±20%	7.70	9.50	15.5	17.5	11.5	12.5
CKSTTH0412-0.47uH/M	0.47±20%	15.50	18.00	8.0	9.0	6.5	7.0
CKSTTH0412-0.68uH/M	0.68±20%	21.00	25.00	6.0	7.0	5.4	6.4
CKSTTH0412-1uH/M	1.0±20%	33.00	38.00	7.0	8.0	4.5	5.0
CKSTTH0412-1.5uH/M	1.5±20%	39.00	45.00	5.5	6.0	3.7	4.0
CKSTTH0412-2.2uH/M	2.2±20%	45.00	55.00	4.3	4.8	4.0	5.0
CKSTTH0412-3.3uH/M	3.3±20%	83.00	100.00	3.5	4.0	3.0	3.4
CKSTTH0412-10uH/M	10±20%	190.00	220.00	2.5	3.0	1.8	2.0
CKSTTH0412N-10uH/M	10±20%	185.00	222.00	2.4	2.7	2.0	2.2
CKSTTH0412-22uH/M	22±20%	500.00	550.00	1.5	1.7	1.1	1.3

CKSTTH0414 Series

Part Number 型号	Inductance 电感值(μH)	DCR @25℃ 直流电阻(mΩ)		Saturation Current DC Amps. Isat 饱和电流 (A)		Heat Rating Current DC Amps. Irms 温升电流 (A)	
		Typ.	Max.	Max.	Typ.	Max.	Typ.
CKSTTH0414-1.5uH/M	1.5±20%	21.00	23.10	8.0	8.5	6.5	7.0

Remark:

1. All test data is reference to 25℃ ambient.
2. Test Condition: 1MHz, 1Vrms
3. Isat: Max.Value, DC current at which the inductance drops less than 30% from its value without current;
Typ. Value, DC current at which the inductance drops approximate 30% from its value without current.
4. Irms: For Max. Value, ΔT < 40℃; for Typ. Value, ΔT is approximate 40℃.
5. Operat between temperature range -40℃ to +125℃(Including self - temperature rise)
6. Absolute Max. voltage: DC 25V.

CKSTTH0415 Series

Part Number 型号	Inductance 电感值(μH)	DCR @25℃ 直流电阻(mΩ)		Saturation Current DC Amps. Isat 饱和电流 (A)	Heat Rating Current DC Amps. Irms 温升电流 (A)
		Typ.	Max.	Typ.	Typ.
CKSTTH0415-0.33uH/M	0.33±20%	4.50	5.50	18.0	16.0
CKSTTH0415-1uH/M	1.0±20%	15.00	17.20	9.0	9.0
CKSTTH0415-2.2uH/M	2.2±20%	27.00	33.00	6.0	6.4
CKSTTH0415-4.7uH/M	4.7±20%	65.00	72.00	5.5	4.3
CKSTTH0415-6.8uH/M	6.8±20%	80.00	96.00	3.6	3.6
CKSTTH0415-10uH/M	10±20%	102.00	124.00	3.0	2.2

CKSTTH0418 Series

Part Number 型号	Inductance 电感值(μH)	DCR @25℃ 直流电阻(mΩ)		Saturation Current DC Amps. Isat 饱和电流 (A)	Heat Rating Current DC Amps. Irms 温升电流 (A)
		Typ.	Max.	Typ.	Typ.
CKSTTH0418-0.47uH/M	0.47±20%	4.10	5.00	15.0	16.4
CKSTTH0418-0.68uH/M	0.68±20%	6.90	8.30	13.0	12.9
CKSTTH0418-1.5uH/M	1.5±20%	18.00	21.60	8.0	7.5

Remark:

1. All test data is reference to 25℃ ambient.
2. Test Condition: 1MHz, 1Vrms
3. Isat: Typ.Value, DC current at which the inductance drops approximate 30% from its value without current.
4. Irms: Typ.Value, ΔT is approximate 40℃.
5. Operat between temperature range -40℃ to +125℃(Including self - temperature rise)
6. Absolute Max. voltage: DC 25V.

CKSTTH0402 Series

Part Number 型号	Inductance 电感值(μH)	DCR @25℃ 直流电阻(mΩ)		Saturation Current DC Amps. Isat 饱和电流 (A)	Heat Rating Current DC Amps. Irms 温升电流 (A)
		Typ.	Max.	Typ.	Typ.
CKSTTH0402-0.1uH/N	0.10±30%	1.10	1.30	36.0	36.0
CKSTTH0402-0.47uH/M	0.47±20%	4.00	4.80	17.2	20.1
CKSTTH0402-0.68uH/M	0.68±20%	5.90	6.80	15.0	16.7
CKSTTH0402-1uH/M	1.0±20%	7.50	8.50	11.0	12.4
CKSTTH0402-1.5uH/M	1.5±20%	13.00	14.30	10.0	11.1
CKSTTH0402-2.2uH/M	2.2±20%	15.80	18.00	7.0	9.3
CKSTTH0402-3.3uH/M	3.3±20%	28.60	31.50	7.0	7.3
CKSTTH0402-4.7uH/M	4.7±20%	43.00	47.30	6.0	5.6
CKSTTH0402-5.6uH/M	5.6±20%	45.00	49.50	5.0	5.3
CKSTTH0402-6.8uH/M	6.8±20%	66.00	73.00	5.0	4.0
CKSTTH0402L-6.8uH/M	6.8±20%	63.60	70.00	4.5	4.2
CKSTTH0402-8.2uH/M	8.2±20%	67.00	73.00	4.0	4.1
CKSTTH0402-10uH/M	10±20%	100.00	115.00	4.0	2.7
CKSTTH0402-15uH/M	15±20%	170.00	200.00	2.4	2.0

Remark:

1. All test data is reference to 25℃ ambient.
2. Test Condition: 1MHz, 1Vrms
3. Isat: Typ.Value, DC current at which the inductance drops approximate 30% from its value without current.
4. Irms: Typ.Value, ΔT is approximate 40℃.
5. Operat between temperature range -40℃ to +125℃(Including self - temperature rise)
6. Absolute Max. voltage: DC 30V.

CKSTWH0402S Series

Part Number 型号	Inductance 电感值(μH)	DCR @25℃ 直流电阻(mΩ)		Saturation Current DC Amps. Isat 饱和电流 (A)	Heat Rating Current DC Amps. Irms 温升电流 (A)
		Typ.	Max.	Typ.	Typ.
CKSTWH0402S-0.22uH/M	0.22±20%	2.30	2.70	24.0	24.0
CKSTWH0402S-0.33uH/M	0.33±20%	3.00	3.30	21.0	23.0
CKSTWH0402S-0.47uH/M	0.47±20%	4.80	5.80	15.0	17.0
CKSTWH0402S-0.6uH/M	0.6±20%	6.80	7.50	13.0	14.1
CKSTWH0402S-1uH/M	1.0±20%	10.00	11.00	9.7	10.5
CKSTWH0402SL-1uH/M	1.0±20%	8.20	9.00	9.0	12.0
CKSTWH0402S-1.2uH/M	1.2±20%	11.20	13.50	9.0	9.7
CKSTWH0402S-1.5uH/M	1.5±20%	20.30	23.30	8.0	8.7
CKSTWH0402S-2.2uH/M	2.2±20%	22.50	25.80	8.0	8.0
CKSTWH0402S-3.3uH/M	3.3±20%	34.20	38.30	6.0	5.5
CKSTWH0402S-4.7uH/M	4.7±20%	47.20	54.20	4.8	5.2

Remark:

1. All test data is reference to 25℃ ambient.
2. Test Condition: 1MHz, 0.1Vrms
3. Isat: Typ.Value, DC current at which the inductance drops approximate 30% from its value without current.
4. Irms: Typ.Value, ΔT is approximate 40℃.
5. Operat between temperature range -40℃ to +125℃(Including self - temperature rise)
6. Absolute Max. voltage: DC 30V.

CKSTWH0403S Series

Part Number 型号	Inductance 电感值(μH)	DCR @25℃ 直流电阻(mΩ)		Saturation Current DC Amps. Isat 饱和电流 (A)	Heat Rating Current DC Amps. Irms 温升电流 (A)
		Typ.	Max.	Typ.	Typ.
CKSTWH0403S-0.3uH/M	0.3±20%	2.50	2.90	20.0	24.0
CKSTWH0403S-0.47uH/M	0.47±20%	3.20	3.90	17.0	21.2
CKSTWH0403S-0.62uH/M	0.62±20%	4.10	4.60	20.0	15.0
CKSTWH0403S-1uH/M	1.0±20%	8.00	9.00	12.0	11.0
CKSTWH0403S-1.5uH/M	1.5±20%	14.00	15.40	10.0	8.6
CKSTWH0403S-2.2uH/M	2.2±20%	20.10	22.10	8.0	7.8
CKSTWH0403S-3.3uH/M	3.3±20%	25.00	27.50	7.0	6.6
CKSTWH0403S-4.7uH/M	4.7±20%	36.00	39.60	6.0	5.3

Remark:

1. All test data is reference to 25℃ ambient.
2. Test Condition: 1MHz, 0.1Vrms
3. Isat: Typ.Value, DC current at which the inductance drops approximate 30% from its value without current.
4. Irms: Typ.Value, ΔT is approximate 40℃.
5. Operat between temperature range -40℃ to +125℃(Including self - temperature rise)
6. Absolute Max. voltage: DC 30V.

CKSTTH0403 Series

Part Number 型号	Inductance 电感值(μH)	DCR @25℃ 直流电阻(mΩ)		Saturation Current DC Amps. Isat 饱和电流 (A)	Heat Rating Current DC Amps. Irms 温升电流 (A)
		Typ.	Max.	Typ.	Typ.
CKSTTH0403-1uH/M	1.0±20%	6.50	7.20	14.0	13.0
CKSTTH0403-1.2uH/M	1.2±20%	7.90	9.00	14.0	12.3
CKSTTH0403-1.5uH/M	1.5±20%	8.50	9.40	10.5	12.2
CKSTTH0403-2.2uH/M	2.2±20%	13.50	15.00	10.0	8.7
CKSTTH0403-3.3uH/M	3.3±20%	22.30	24.60	7.0	7.3
CKSTTH0403L-3.3uH/M	3.3±20%	18.00	20.70	7.0	7.7
CKSTTH0403-4.7uH/M	4.7±20%	35.20	38.80	6.0	5.5
CKSTTH0403L-4.7uH/M	4.7±20%	26.70	30.70	6.7	6.7
CKSTTH0403-5.6uH/M	5.6±20%	31.50	34.70	6.0	5.5
CKSTTH0403-6.8uH/M	6.8±20%	43.50	47.90	5.5	4.7
CKSTTH0403-8.2uH/M	8.2±20%	45.60	52.50	4.5	4.4
CKSTTH0403-10uH/M	10±20%	63.00	69.50	5.0	3.9
CKSTTH0403-12uH/M	12±20%	78.50	86.50	4.5	3.4

Remark:

1. All test data is reference to 25℃ ambient.
2. Test Condition: 1MHz, 1Vrms
3. Isat: Typ.Value, DC current at which the inductance drops approximate 30% from its value without current.
4. Irms: Typ.Value, ΔT is approximate 40℃.
5. Operat between temperature range -40℃ to +125℃(Including self - temperature rise)
6. Absolute Max. voltage: DC 30V.

CKSTWH0404S Series

Part Number 型号	Inductance 电感值(μH)	DCR @25℃ 直流电阻(mΩ)		Saturation Current DC Amps. Isat 饱和电流 (A)	Heat Rating Current DC Amps. Irms 温升电流 (A)
		Typ.	Max.	Typ.	Typ.
CKSTWH0404S-0.15uH/M	0.15±20%	1.50	1.80	27.0	30.2
CKSTWH0404S-1uH/M	1±20%	5.40	5.90	11.0	14.0

CKSTTH0404 Series

Part Number 型号	Inductance 电感值(μH)	DCR @25℃ 直流电阻(mΩ)		Saturation Current DC Amps. Isat 饱和电流 (A)	Heat Rating Current DC Amps. Irms 温升电流 (A)
		Typ.	Max.	Typ.	Typ.
CKSTTH0404-1.5uH/M	1.5±20%	6.80	7.90	11.0	12.5
CKSTTH0404-3.3uH/M	3.3±20%	15.00	16.60	7.3	8.7
CKSTTH0404-6.8uH/M	6.8±20%	31.50	34.70	7.0	5.6
CKSTTH0404L-10uH/M	10±20%	45.80	50.50	5.5	5.0

Remark:

1. All test data is reference to 25℃ ambient.
2. Test Condition: CKSTWH0404S Series: 1MHz, 0.1Vrms
   CKSTTH0404 Series: 1MHz, 1Vrms
3. Isat: Typ.Value, DC current at which the inductance drops approximate 30% from its value without current.
4. Irms: Typ.Value, ΔT is approximate 40℃.
5. Operat between temperature range -40℃ to +125℃(Including self - temperature rise)
6. Absolute Max. voltage: DC 30V.

CKSTTH0514 Series

Part Number 型号	Inductance 电感值(μH)	DCR @25℃ 直流电阻(mΩ)		Saturation Current DC Amps. Isat 饱和电流 (A)		Heat Rating Current DC Amps. Irms 温升电流 (A)	
		Typ.	Max.	Typ.		Typ.	
CKSTTH0514-1uH/M	1±20%	10.00	11.00	11.0	12.0	12.0	13.0

CKSTTH0515 Series

Part Number 型号	Inductance 电感值(μH)	DCR @25℃ 直流电阻(mΩ)		Saturation Current DC Amps. Isat 饱和电流 (A)		Heat Rating Current DC Amps. Irms 温升电流 (A)	
		Typ.	Max.	Typ.		Typ.	
CKSTTH0515-0.1uH/N	0.1±30%	16.00	2.00	40.0	48.0	27.0	30.0
CKSTTH0515-0.15uH/M	0.15±20%	2.20	2.60	31.0	34.0	22.0	24.0

Remark:

1. All test data is reference to 25℃ ambient.
2. Test Condition: 1MHz, 1Vrms
3. Isat: Max.Value, DC current at which the inductance drops less than 30% from its value without current;
Typ. Value, DC current at which the inductance drops approximate 30% from its value without current.
4. Irms: For Max. Value, ΔT < 40℃; for Typ. Value, ΔT is approximate 40℃.
5. Operat between temperature range -40℃ to +125℃(Including self - temperature rise)
6. Absolute Max. voltage: DC 25V.

CKSTTH0518 Series

Part Number 型号	Inductance 电感值(μH)	DCR @25℃ 直流电阻(mΩ)		Saturation Current DC Amps. Isat 饱和电流 (A)		Heat Rating Current DC Amps. Irms 温升电流 (A)	
		Typ.	Max.	Max.	Typ.	Max.	Typ.
CKSTTH0518-0.47uH/M	0.47±20%	3.20	3.70	18.0	20.0	19.0	22.1
CKSTTH0518-0.68uH/M	0.68±20%	5.90	6.60	20.0	24.0	12.0	14.0
CKSTTH0518-1uH/M	1.0±20%	7.70	9.30	11.5	13.0	11.0	13.0
CKSTTH0518-1.5uH/M	1.5±20%	13.80	16.60	10.0	12.0	9.0	11.0
CKSTTH0518L-1.5uH/M	1.5±20%	9.40	10.80	10.0	12.0	10.0	11.0
CKSTTH0518-3.3uH/M	3.3±20%	41.00	50.00	5.5	6.5	4.7	5.0
CKSTTH0518-10uH/M	10±20%	72.00	87.00	3.0	3.5	3.0	3.5

Remark:

1. All test data is reference to 25℃ ambient.
2. Test Condition: 1MHz, 1Vrms
3. Isat: Max.Value, DC current at which the inductance drops less than 30% from its value without current;
Typ. Value, DC current at which the inductance drops approximate 30% from its value without current.
4. Irms: For Max. Value, ΔT < 40℃; for Typ. Value, ΔT is approximate 40℃.
5. Operat between temperature range -40℃ to +125℃(Including self - temperature rise)
6. Absolute Max. voltage: DC 25V.

CKSTTH0502 Series

Part Number 型号	Inductance 电感值(μH)	DCR @25℃ 直流电阻(mΩ)		Saturation Current DC Amps. Isat 饱和电流 (A)	Heat Rating Current DC Amps. Irms 温升电流 (A)
		Typ.	Max.	Typ.	Typ.
CKSTTH0502-0.22uH/M	0.22±20%	2.40	2.70	35.0	23.0
CKSTTH0502-0.47uH/M	0.47±20%	3.70	4.30	18.0	22.1
CKSTTH0502-1uH/M	1.0±20%	5.90	7.10	14.0	17.1
CKSTTH0502-1.5uH/M	1.5±20%	10.30	12.00	13.0	13.0
CKSTTH0502H-3.3uH/M	3.3±20%	23.00	26.50	9.5	9.4
CKSTTH0502-4.7uH/M	4.7±20%	32.00	36.00	6.8	8.5
CKSTTH0502-5.6uH/M	5.6±20%	38.00	42.00	7.0	8.0
CKSTTH0502-6.8uH/M	6.8±20%	55.00	63.50	6.0	4.9
CKSTTH0502-8.2uH/M	8.2±20%	61.00	70.00	5.7	4.8

Remark:

1. All test data is reference to 25℃ ambient.
2. Test Condition: 1MHz, 1Vrms
3. Isat: Typ.Value, DC current at which the inductance drops approximate 30% from its value without current.
4. Irms: Typ.Value, ΔT is approximate 40℃.
5. Operat between temperature range -40℃ to +125℃(Including self - temperature rise)
6. Absolute Max. voltage: DC 30V.

CKSTWH0502S Series

Part Number 型号	Inductance 电感值(μH)	DCR @25℃ 直流电阻(mΩ)		Saturation Current DC Amps. Isat 饱和电流 (A)	Heat Rating Current DC Amps. Irms 温升电流 (A)
		Typ.	Max.	Typ.	Typ.
CKSTWH0502S-0.1uH/N	0.1±30%	1.15	1.30	40.0	33.0
CKSTWH0502S-0.16uH/M	0.16±20%	1.60	1.90	29.0	30.0
CKSTWH0502S-0.22uH/M	0.22±20%	2.20	2.50	28.0	25.0
CKSTWH0502S-0.33uH/M	0.33±20%	2.70	3.20	24.0	24.4
CKSTWH0502S-0.56uH/M	0.56±20%	4.50	5.40	22.0	18.7
CKSTWH0502S-1.2uH/M	1.2±20%	9.40	11.30	12.0	13.0

CKSTTH0524 Series

Part Number 型号	Inductance 电感值(μH)	DCR @25℃ 直流电阻(mΩ)		Saturation Current DC Amps. Isat 饱和电流 (A)		Heat Rating Current DC Amps. Irms 温升电流 (A)	
		Typ.	Max.	Max.	Typ.	Max.	Typ.
CKSTTH0524-0.12uH/M	0.12±20%	0.90	1.10	47.0	54.0	33.0	36.0
CKSTTH0524-4.7uH/M	4.7±20%	24.00	27.00	6.0	6.8	8.4	9.4

Remark:

1. All test data is reference to 25℃ ambient.
2. Test Condition: CKSTWH0502S Series: 1MHz, 0.1Vrms
   CKSTX0502&CKSTTH0524 Series: 1MHz, 1Vrms
3. Isat: Max.Value, DC current at which the inductance drops less than 30% from its value without current;
Typ. Value, DC current at which the inductance drops approximate 30% from its value without current.
4. Irms: For Max. Value, ΔT < 40℃; for Typ. Value, ΔT is approximate 40℃.
5. Operat between temperature range -40℃ to +125℃(Including self - temperature rise)
6. Absolute Max. voltage: DC 30V.

CKSTWH0503S Series

Part Number 型号	Inductance 电感值(μH)	DCR @25℃ 直流电阻(mΩ)		Saturation Current DC Amps. Isat 饱和电流 (A)	Heat Rating Current DC Amps. Irms 温升电流 (A)
		Typ.	Max.	Typ.	Typ.
CKSTWH0503S-2.2uH/M	2.2±20%	12.40	14.00	11.0	9.7
CKSTWH0503S-3.3uH/M	3.3±20%	21.20	23.30	10.0	8.1
CKSTWH0503S-4.7uH/M	4.7±20%	27.00	31.00	8.0	7.1
CKSTWH0503S-6.8uH/M	6.8±20%	40.90	47.00	7.0	6.3

Remark:

1. All test data is reference to 25℃ ambient.
2. Test Condition: 1MHz, 0.1Vrms
3. Isat: Typ.Value, DC current at which the inductance drops approximate 30% from its value without current.
4. Irms: Typ.Value, ΔT is approximate 40℃.
5. Operat between temperature range -40℃ to +125℃(Including self - temperature rise)
6. Absolute Max. voltage: DC 30V.

CKSTTH0503 Series

Part Number 型号	Inductance 电感值(μH)	DCR @25℃ 直流电阻(mΩ)		Saturation Current DC Amps. Isat 饱和电流 (A)	Heat Rating Current DC Amps. Irms 温升电流 (A)
		Typ.	Max.	Typ.	Typ.
CKSTTH0503-0.47uH/M	0.47±20%	2.20	2.70	35.0	25.1
CKSTTH0503-0.68uH/M	0.68±20%	3.30	4.00	21.5	21.2
CKSTTH0503-1uH/M	1.0±20%	4.80	5.80	17.0	17.8
CKSTTH0503-1.5uH/M	1.5±20%	6.60	7.60	16.0	15.5
CKSTTH0503-2.2uH/M	2.2±20%	9.20	10.60	11.0	12.9
CKSTTH0503-3.3uH/M	3.3±20%	13.30	14.90	10.0	10.0
CKSTTH0503-4.7uH/M	4.7±20%	17.30	20.80	7.0	8.8
CKSTTH0503-6.8uH/M	6.8±20%	27.30	30.60	7.0	7.4
CKSTTH0503-10uH/M	10±20%	37.60	42.40	5.5	6.2
CKSTTH0503-15uH/M	15±20%	68.80	77.10	4.5	4.5
CKSTTH0503-22uH/M	22±20%	92.00	110.00	4.5	4.0

Remark:

1. All test data is reference to 25℃ ambient.
2. Test Condition: 1MHz, 1Vrms
3. Isat: Typ.Value, DC current at which the inductance drops approximate 30% from its value without current.
4. Irms: Typ.Value, ΔT is approximate 40℃.
5. Operat between temperature range -40℃ to +125℃(Including self - temperature rise)
6. Absolute Max. voltage: DC 30V.

CKSTTH0504 Series

Part Number 型号	Inductance 电感值(μH)	DCR @25℃ 直流电阻(mΩ)		Saturation Current DC Amps. Isat 饱和电流 (A)	Heat Rating Current DC Amps. Irms 温升电流 (A)
		Typ.	Max.	Typ.	Typ.
CKSTTH0504-2.2uH/M	2.2±20%	7.30	8.40	14.0	14.0

CKSTWH0505S Series

Part Number 型号	Inductance 电感值(μH)	DCR @25℃ 直流电阻(mΩ)		Saturation Current DC Amps. Isat 饱和电流 (A)	Heat Rating Current DC Amps. Irms 温升电流 (A)
		Typ.	Max.	Typ.	Typ.
CKSTWH0505S-1.2uH/M	1.2±20%	3.80	4.60	15.4	20.2
CKSTWH0505S-22uH/M	22±20%	86.00	99.00	4.5	3.5

CKSTTH0505 Series

Part Number 型号	Inductance 电感值(μH)	DCR @25℃ 直流电阻(mΩ)		Saturation Current DC Amps. Isat 饱和电流 (A)	Heat Rating Current DC Amps. Irms 温升电流 (A)
		Typ.	Max.	Typ.	Typ.
CKSTTH0505-2.2uH/M	2.2±20%	6.80	8.20	14.0	13.8
CKSTTH0505-6.8uH/M	6.8±20%	20.20	22.30	7.6	7.6
CKSTTH0505-15uH/M	15±20%	45.30	50.00	6.0	4.7

Remark:

1. All test data is reference to 25℃ ambient.
2. Test Condition: CKSTWH0505S Series: 1MHz, 0.1Vrms
   CKSTTH0505 Series: 1MHz, 1Vrms
3. Isat: Typ.Value, DC current at which the inductance drops approximate 30% from its value without current.
4. Irms: Typ.Value, ΔT is approximate 40℃.
5. Operat between temperature range -40℃ to +125℃(Including self - temperature rise)
6. Absolute Max. voltage: DC 30V.

CKSTTH0610 Series

Part Number 型号	Inductance 电感值(μH)	DCR @25℃ 直流电阻(mΩ)		Saturation Current DC Amps. Isat 饱和电流 (A)		Heat Rating Current DC Amps. Irms 温升电流 (A)	
		Typ.	Max.	Max.	Typ.	Max.	Typ.
CKSTTH0610-2.2uH/M	2.2±20%	55.00	65.00	4.5	5.0	3.6	4.0
CKSTTH0610-6.8uH/M	6.8±20%	164.00	197.00	2.7	3.2	1.8	2.0
CKSTTH0610-10uH/M	10±20%	230.00	260.00	2.5	3.0	1.5	1.7
CKSTTH0610U-10uH/M	10±20%	233.00	290.00	2.5	3.0	1.4	1.6

CKSTTH0612 Series

Part Number 型号	Inductance 电感值(μH)	DCR @25℃ 直流电阻(mΩ)		Saturation Current DC Amps. Isat 饱和电流 (A)		Heat Rating Current DC Amps. Irms 温升电流 (A)	
		Typ.	Max.	Max.	Typ.	Max.	Typ.
CKSTTH0612-2.2uH/M	1.8±20%	50.00	59.00	6.0	7.0	5.0	6.0
CKSTTH0612-4.7uH/M	4.7±20%	80.00	92.00	4.0	4.5	2.8	3.2
CKSTTH0612-6.8uH/M	6.8±20%	110.00	132.00	3.5	4.0	2.4	2.7
CKSTTH0612-10uH/M	10±20%	144.00	173.00	3.0	3.5	2.1	2.4

Remark:

1. All test data is reference to 25℃ ambient.
2. Test Condition: 1MHz, 1Vrms
3. Isat: Max.Value, DC current at which the inductance drops less than 30% from its value without current;
Typ. Value, DC current at which the inductance drops approximate 30% from its value without current.
4. Irms: For Max. Value, ΔT < 40℃; for Typ. Value, ΔT is approximate 40℃.
5. Operat between temperature range -40℃ to +125℃(Including self - temperature rise)
6. Absolute Max. voltage: DC 25V.

CKSTTH0615 Series

Part Number 型号	Inductance 电感值(μH)	DCR @25℃ 直流电阻(mΩ)		Saturation Current DC Amps. Isat 饱和电流 (A)	Heat Rating Current DC Amps. Irms 温升电流 (A)
		Typ.	Max.	Typ.	Typ.
CKSTTH0615-0.15uH/M	0.15±20%	1.8	2.2	50.0	30.0
CKSTTH0615-0.28uH/M	0.28±20%	/	4.5	23.0	18.0
CKSTTH0615-0.33uH/M	0.33±20%	3.0	3.5	30.0	23.0
CKSTTH0615-1uH/M	1.0±20%	9.5	11.0	13.0	12.8
CKSTTH0615-1.5uH/M	1.5±20%	13.5	15.0	11.0	9.5
CKSTTH0615-3.3uH/M	3.3±20%	28.0	34.0	5.5	5.0
CKSTTH0615-6.8uH/M	6.8±20%	70.0	84.0	4.5	4.0
CKSTTH0615-10uH/M	10±20%	96.0	110.0	4.0	3.2
CKSTTH0615-15uH/M	15±20%	110.0	130.0	4.0	3.0
CKSTTH0615-22uH/M	22±20%	170.0	204.0	3.2	2.2

Remark:

1. All test data is reference to 25℃ ambient.
2. Test Condition: 1MHz, 1Vrms
3. Isat: Typ.Value, DC current at which the inductance drops approximate 30% from its value without current.
4. Irms: Typ.Value, ΔT is approximate 40℃.
5. Operat between temperature range -40℃ to +125℃(Including self - temperature rise)
6. Absolute Max. voltage: DC 25V.

CKSTTH0618 Series

Part Number 型号	Inductance 电感值(μH)	DCR @25℃ 直流电阻(mΩ)		Saturation Current DC Amps. Isat 饱和电流 (A)	Heat Rating Current DC Amps. Irms 温升电流 (A)
		Typ.	Max.	Typ.	Typ.
CKSTTH0618-0.15uH/M	0.15±20%	0.90	1.10	53.0	35.0
CKSTTH0618-0.22uH/M	0.22±20%	2.20	2.60	46.0	25.0
CKSTTH0618-0.33uH/M	0.33±20%	2.80	3.20	40.0	24.0
CKSTTH0618-0.47uH/M	0.47±20%	4.30	5.10	25.0	17.0
CKSTTH0618-1uH/M	1±20%	11	13	16.0	12
CKSTTH0618-1.5uH/M	1.5±20%	15.9	19.1	12.0	9
CKSTTH0618L-1.5uH/M	1.5±20%	10	12	15.0	10.5

Remark:

1. All test data is reference to 25℃ ambient.
2. Test Condition: 1MHz, 1Vrms
3. Isat: Max.Value, DC current at which the inductance drops less than 30% from its value without current;
Typ. Value, DC current at which the inductance drops approximate 30% from its value without current.
4. Irms: For Max. Value, ΔT < 40℃; for Typ. Value, ΔT is approximate 40℃.
5. Operat between temperature range -40℃ to +125℃(Including self - temperature rise)
6. Absolute Max. voltage: DC 25V.

CKSTTH0602 Series

Part Number 型号	Inductance 电感值(μH)	DCR @25℃ 直流电阻(mΩ)		Saturation Current DC Amps. Isat 饱和电流 (A)	Heat Rating Current DC Amps. Irms 温升电流 (A)
		Typ.	Max.	Typ.	Typ.
CKSTTH0602-0.12uH/M	0.12±20%	1.00	1.30	56.0	39.0
CKSTTH0602-0.15uH/M	0.15±20%	1.10	1.40	48.0	38.0
CKSTTH0602-1uH/M	1.0±20%	10.50	12.60	16.0	12.0
CKSTTH0602-1.5uH/M	1.5±20%	13.00	15.60	13.0	11.0
CKSTTH0602-2.2uH/M	2.2±20%	15.00	18.00	10.7	10.0

Remark:

1. All test data is reference to 25℃ ambient.
2. Test Condition: CHSTTH0602 Series: 1MHz, 1Vrms
   CKSTWH0622S Series: 1MHz, 0.1Vrms
3. Isat: Max.Value, DC current at which the inductance drops less than 30% from its value without current;
Typ. Value, DC current at which the inductance drops approximate 30% from its value without current.
4. Irms: For Max. Value, ΔT < 40℃; for Typ. Value, ΔT is approximate 40℃.
5. Operat between temperature range -40℃ to +125℃(Including self - temperature rise)
6. Absolute Max. voltage: DC 30V.

CKSTWH0622S Series

Part Number 型号	Inductance 电感值(μH)	DCR @25℃ 直流电阻(mΩ)		Saturation Current DC Amps. Isat 饱和电流 (A)	Heat Rating Current DC Amps. Irms 温升电流 (A)
		Typ.	Max.	Typ.	Typ.
CKSTWH0622S-4.7uH/M	4.7±20%	27.50	33.00	8.5	7.6

CKSTWH0623S Series

Part Number 型号	Inductance 电感值(μH)	DCR @25℃ 直流电阻(mΩ)		Saturation Current DC Amps. Isat 饱和电流 (A)	Heat Rating Current DC Amps. Irms 温升电流 (A)
		Typ.	Max.	Typ.	Typ.
CKSTWH0623S-0.15uH/M	0.15±20%	1.10	1.30	60.0	34.0

CKSTTH0624 Series

Part Number 型号	Inductance 电感值(μH)	DCR @25℃ 直流电阻(mΩ)		Saturation Current DC Amps. Isat 饱和电流 (A)	Heat Rating Current DC Amps. Irms 温升电流 (A)
		Typ.	Max.	Typ.	Typ.
CKSTTH0624L-0.15uH/M	0.15±20%	0.77	0.95	62.0	40.0
CKSTTH0624-0.22uH/M	0.22±20%	1.45	1.75	55.0	30

Remark:

1. All test data is reference to 25℃ ambient.
2. Test Condition: 1MHz, 0.1Vrms
3. Isat: Typ.Value, DC current at which the Inductance drops approximate 30% from its value without current.
4. Irms: Typ.Value, ΔT is approximate 40℃.
5. Operat between temperature range -40℃ to +125℃(Including self - temperature rise)
6. Absolute Max. voltage: DC 30V.

CKSTWH0603S Series

Part Number 型号	Inductance 电感值(μH)	DCR @25℃ 直流电阻(mΩ)		Saturation Current DC Amps. Isat 饱和电流 (A)	Heat Rating Current DC Amps. Irms 温升电流 (A)
		Typ.	Max.	Typ.	Typ.
CKSTWH0603S-0.15uH/M	0.15±20%	1.00	1.20	50.0	35.0
CKSTWH0603S-0.22uH/M	0.22±20%	1.20	1.50	40.0	32.0
CKSTWH0603S-0.33uH/M	0.33±20%	1.70	2.00	30.0	29.0
CKSTWH0603S-0.36uH/M	0.36±20%	1.90	2.30	36.0	28.0
CKSTWH0603S-0.47uH/M	0.47±20%	2.20	2.70	35.0	25.0
CKSTWH0603S-0.56uH/M	0.56±20%	2.80	3.40	30.0	23.0
CKSTWH0603S-0.68uH/M	0.68±20%	2.80	3.40	24.0	23.0
CKSTWH0603S-0.82uH/M	0.82±20%	3.40	4.00	22.0	21.0
CKSTWH0603S-1uH/M	1.0±20%	4.20	4.90	23.0	18.1
CKSTWH0603S-1.2uH/M	1.2±20%	4.50	5.20	17.3	17.0
CKSTWH0603S-1.5uH/M	1.5±20%	6.20	7.00	18.0	15.2
CKSTWH0603S-1.8uH/M	1.8±20%	7.00	8.00	16.0	14.0
CKSTWH0603S-2.2uH/M	2.2±20%	8.70	10.30	15.0	12.0
CKSTWH0603S-3.3uH/M	3.3±20%	13.10	15.40	11.0	10.5
CKSTWH0603S-4.7uH/M	4.7±20%	17.50	21.00	11.0	10.0
CKSTWH0603S-5.6uH/M	5.6±20%	20.50	24.10	9.4	8.8
CKSTWH0603S-6.8uH/M	6.8±20%	25.10	28.00	8.4	8.5
CKSTWH0603S-8.2uH/M	8.2±20%	34.00	38.00	8.0	7.5
CKSTWH0603S-10uH/M	10±20%	38.00	44.00	7.2	7.0
CKSTWH0603S-12uH/M	12±20%	46.00	53.00	6.5	6.0
CKSTWH0603S-15uH/M	15±20%	62.10	72.00	6.0	5.2
CKSTWH0603S-18uH/M	18±20%	67.00	77.00	5.0	4.8

Remark:

1. All test data is reference to 25℃ ambient.
2. Test Condition: 1MHz, 0.1Vrms
3. Isat: Typ.Value, DC current at which the Inductance drops approximate 30% from its value without current.
4. Irms: Typ.Value, ΔT is approximate 40℃.
5. Operat between temperature range -40℃ to +125℃(Including self - temperature rise)
6. Absolute Max. voltage: DC 30V.

CKSTTH0603 Series

Part Number 型号	Inductance 电感值(μH)	DCR @25℃ 直流电阻(mΩ)		Saturation Current DC Amps. Isat 饱和电流 (A)	Heat Rating Current DC Amps. Irms 温升电流 (A)
		Typ.	Max.	Typ.	Typ.
CKSTTH0603-22uH/M	22±20%	103.00	118.00	5.7	3.8

Remark:

1. All test data is reference to 25℃ ambient.
2. Test Condition: CKSTTH0603&CKSTX0603 Series: 1MHz, 1Vrms
   CKSTX0603S Series: 1MHz, 0.1Vrms
3. Isat: Max.Value, DC current at which the Inductance drops less than 30% from its value without current;
Typ. Value, DC current at which the Inductance drops approximate 30% from its value without current.
4. Irms: For Max. Value, ΔT < 40℃; for Typ. Value, ΔT is approximate 40℃.
5. Operat between temperature range -40℃ to +125℃(Including self - temperature rise)
6. Absolute Max. voltage: DC 30V.

CKSTWH0606S Series

Part Number 型号	Inductance 电感值(μH)	DCR @25℃ 直流电阻(mΩ)		Saturation Current DC Amps. Isat 饱和电流 (A)	Heat Rating Current DC Amps. Irms 温升电流 (A)
		Typ.	Max.	Typ.	Typ.
CKSTWH0606S-0.22uH/M	0.22±20%	1.10	1.30	65.0	29.0
CKSTWH0606S-0.47uH/M	0.47±20%	1.50	1.80	38.0	26.0
CKSTWH0606S-0.68uH/M	0.68±20%	1.80	2.10	28.5	24.0
CKSTW0606S-1uH/M	1.0±20%	2.20	2.50	23.0	22.0
CKSTWH0606S-1.2uH/M	1.2±20%	2.70	3.20	24.0	21.5
CKSTWH0606S-1.5uH/M	1.5±20%	3.30	3.80	22.0	20.2
CKSTWH0606S-1.8uH/M	1.8±20%	3.50	4.00	20.0	20.0
CKSTWH0606S-2.2uH/M	2.2±20%	3.90	4.50	17.0	17.2
CKSTWH0606S-3.3uH/M	3.3±20%	5.90	6.50	14.0	16.6
CKSTWH0606S-4.7uH/M	4.7±20%	9.10	10.10	13.0	13.5
CKSTWH0606S-5.6uH/M	5.6±20%	12.30	14.00	12.0	11.5
CKSTWH0606SL-5.6uH/M	5.6±20%	10.60	11.70	11.0	12.6
CKSTWH0606S-6.8uH/M	6.8±20%	12.50	14.00	9.2	11.5
CKSTWH0606S-8.2uH/M	8.2±20%	15.20	16.80	8.4	10.1
CKSTWH0606S-10uH/M	10±20%	17.50	19.40	8.6	9.3
CKSTWH0606S-12uH/M	12±20%	22.00	24.20	8.0	8.3
CKSTWH0606S-15uH/M	15±20%	28.20	31.10	6.5	7.4
CKSTWH0606S-18uH/M	18±20%	33.90	37.30	5.5	6.4
CKSTWH0606S-22uH/M	22±20%	54.00	59.00	6.0	5.0
CKSTWH0606SL-22uH/M	22±20%	42.60	46.90	5.1	5.8
CKSTWH0606S-33uH/M	33±20%	63.10	69.50	4.6	4.9

Remark:

1. All test data is reference to 25℃ ambient.
2. Test Condition: 1MHz, 0.1Vrms
3. Isat: Typ.Value, DC current at which the Inductance drops approximate 30% from its value without current.
4. Irms: Typ.Value, ΔT is approximate 40℃.
5. Operat between temperature range -40℃ to +125℃(Including self - temperature rise)
6. Absolute Max. voltage: DC 30V.

CKSTTH0606 Series

Part Number 型号	Inductance 电感值(μH)	DCR @25℃ 直流电阻(mΩ)		Saturation Current DC Amps. Isat 饱和电流 (A)	Heat Rating Current DC Amps. Irms 温升电流 (A)
		Typ.	Max.	Typ.	Typ.
CKSTTH0606-47uH/M	47±20%	97.00	107.00	4.0	3.7

CKSTTH0717 Series

Part Number 型号	Inductance 电感值(μH)	DCR @25℃ 直流电阻(mΩ)		Saturation Current DC Amps. Isat 饱和电流 (A)		Heat Rating Current DC Amps. Irms 温升电流 (A)	
		Typ.	Max.	Max.	Typ.	Max.	Typ.
CKSTTH0717-0.68uH/M	0.68±20%	5.70	6.80	23.0		20.0	
CKSTTH0717-0.9uH/M	0.9±20%	7.50	9.00	17.0		16.0	
CKSTTH0717-1.4uH/M	1.4±20%	9.00	10.80	14.0		13.0	
CKSTTH0717-2.2uH/M	2.2±20%	14.00	16.80	11.0		10.0	
CKSTTH0717-10uH/M	10±20%	159.00	182.00	4.5		2.9	

Remark:

1. All test data is reference to 25℃ ambient.
2. Test Condition: 1MHz, 1Vrms
3. Isat: Typ.Value, DC current at which the Inductance drops approximate 30% from its value without current.
4. Irms: Typ.Value, ΔT is approximate 40℃.
5. Operat between temperature range -40℃ to +125℃(Including self - temperature rise)
6. Absolute Max. voltage: DC 25V.

CKSTTH0815 Series

Part Number 型号	Inductance 电感值(μH)	DCR @25℃ 直流电阻(mΩ)		Saturation Current DC Amps. Isat 饱和电流 (A)	Heat Rating Current DC Amps. Irms 温升电流 (A)
		Typ.	Max.	Typ.	Typ.
CKSTTH0815-4.7uH/M	4.7±20%	32.00	37.00	7.0	6.6

CKSTWH0819S Series

Part Number 型号	Inductance 电感值(μH)	DCR @25℃ 直流电阻(mΩ)		Saturation Current DC Amps. Isat 饱和电流 (A)	Heat Rating Current DC Amps. Irms 温升电流 (A)
		Typ.	Max.	Typ.	Typ.
CKSTWH0819S-0.15uH/M	0.15±20%	0.76	0.90	55.0	42.0

CKSTTH0802 Series

Part Number 型号	Inductance 电感值(μH)	DCR @25℃ 直流电阻(mΩ)		Saturation Current DC Amps. Isat 饱和电流 (A)	Heat Rating Current DC Amps. Irms 温升电流 (A)
		Typ.	Max.	Typ.	Typ.
CKSTTH0802-0.68uH/M	0.68±20%	5.90	7.00	25.0	18.0

CKSTWH0835S

Part Number 型号	Inductance 电感值(μH)	DCR @25℃ 直流电阻(mΩ)		Saturation Current DC Amps. Isat 饱和电流 (A)	Heat Rating Current DC Amps. Irms 温升电流 (A)
		Typ.	Max.	Typ.	Typ.
CKSTWH0835S-1uH/M	1.0±20%	2.80	3.40	40.0	30.0

Remark:

1. All test data is reference to 25℃ ambient.
2. Test Condition: CKSTTH0815&CKSTTH0802 Series: 1MHz, 1Vrms
   CKSTWH0819S&CKSTWH0835S: 1MHz, 0.1Vrms
3. Isat: Max.Value, DC current at which the Inductance drops less than 30% from its value without current;
   Typ. Value, DC current at which the Inductance drops approximate 30% from its value without current.
4. Irms: For Max. Value, ΔT < 40℃; for Typ. Value, ΔT is approximate 40℃.
5. Operat between temperature range -40℃ to +125℃(Including self - temperature rise)
6. Absolute Max. voltage: DC 25V.

CKSTWH0805S Series

Part Number 型号	Inductance 电感值(μH)	DCR @25℃ 直流电阻(mΩ)		Saturation Current DC Amps. Isat 饱和电流 (A)	Heat Rating Current DC Amps. Irms 温升电流 (A)
		Typ.	Max.	Typ.	Typ.
CKSTWH0805S-3.3uH/M	3.3±20%	6.60	7.90	25.0	16.3
CKSTWH0805S-22uH/M	22±20%	39.30	47.10	7.0	6.6

CKSTWH0806S Series

Part Number 型号	Inductance 电感值(μH)	DCR @25℃ 直流电阻(mΩ)		Saturation Current DC Amps. Isat 饱和电流 (A)	Heat Rating Current DC Amps. Irms 温升电流 (A)
		Typ.	Max.	Typ.	Typ.
CKSTWH0806S-4.7uH/M	4.7±20%	8.60	9.90	25.0	14.5
CKSTWH0806S-10uH/M	10±20%	16.30	18.00	14.0	10.0
CKSTWH0806S-22uH/M	22±20%	30.50	35.00	7.5	8.0

CKSTWH0807S Series

Part Number 型号	Inductance 电感值(μH)	DCR @25℃ 直流电阻(mΩ)		Saturation Current DC Amps. Isat 饱和电流 (A)	Heat Rating Current DC Amps. Irms 温升电流 (A)
		Typ.	Max.	Typ.	Typ.
CKSTWH0807S-4.7uH/M	4.7±20%	7.50	9.00	18.0	16.0

CKSTWH0808S Series

Part Number 型号	Inductance 电感值(μH)	DCR @25℃ 直流电阻(mΩ)		Saturation Current DC Amps. Isat 饱和电流 (A)	Heat Rating Current DC Amps. Irms 温升电流 (A)
		Typ.	Max.	Typ.	Typ.
CKSTWH0808S-6.8uH/M	6.8±20%	9.10	10.90	18.0	13.6
CKSTWH0808S-47uH/M	47±20%	64.00	74.00	7.0	5.0

Remark:

1. All test data is reference to 25℃ ambient.
2. Test Condition: 1MHz, 0.1Vrms
3. Isat: Typ.Value, DC current at which the Inductance drops approximate 30% from its value without current.
4. Irms: Typ.Value, ΔT is approximate 40℃.
5. Operat between temperature range -40℃ to +125℃(Including self - temperature rise)
6. Absolute Max. voltage: DC 60V.

CKSTTH1015 Series

Part Number 型号	Inductance 电感值(μH)	DCR @25℃ 直流电阻(mΩ)		Saturation Current DC Amps. Isat 饱和电流 (A)	Heat Rating Current DC Amps. Irms 温升电流 (A)
		Typ.	Max.	Typ.	Typ.
CKSTTH1015-1.5uH/M	1.5±20%	12.50	13.50	16.0	11.0

CKSTTH1002 Series

Part Number 型号	Inductance 电感值(μH)	DCR @25℃ 直流电阻(mΩ)		Saturation Current DC Amps. Isat 饱和电流 (A)	Heat Rating Current DC Amps. Irms 温升电流 (A)
		Typ.	Max.	Typ.	Typ.
CKSTTH1002-1.5uH/M	1.5±20%	10.00	11.50	22.0	13.0
CKSTTH1002L-1.5uH/M	1.5±20%	7.50	9.00	20.0	15.0
CKSTTH1002-2.2uH/M	2.2±20%	10.00	12.00	20.0	11.0

Remark:

1. All test data is reference to 25℃ ambient.
2. Test Condition: 1MHz, 1Vrms
3. Isat: Max.Value, DC current at which the inductance drops less than 30% from its value without current;
Typ. Value, DC current at which the inductance drops approximate 30% from its value without current.
4. Irms: For Max. Value, ΔT < 40℃; for Typ. Value, ΔT is approximate 40℃.
5. Operat between temperature range -40℃ to +125℃(Including self - temperature rise)
6. Absolute Max. voltage: DC 30V.

CKSTTH1024 Series

Part Number 型号	Inductance 电感值(μH)	DCR @25℃ 直流电阻(mΩ)		Saturation Current DC Amps. Isat 饱和电流 (A)		Heat Rating Current DC Amps. Irms 温升电流 (A)	
		Typ.	Max.	Max.	Typ.	Max.	Typ.
CKSTTH1024-2.2uH/M	2.2±20%	7.60	8.80	19.0	21.0	15.0	17.0

CKSTTH1027 Series

Part Number 型号	Inductance 电感值(μH)	DCR @25℃ 直流电阻(mΩ)		Saturation Current DC Amps. Isat 饱和电流 (A)		Heat Rating Current DC Amps. Irms 温升电流 (A)	
		Typ.	Max.	Max.	Typ.	Max.	Typ.
CKSTTH1027-1.5uH/M	1.5±20%	3.90	4.70	25.0	29.0	22.0	24.0

CKSTWH1003S Series

Part Number 型号	Inductance 电感值(μH)	DCR @25℃ 直流电阻(mΩ)		Saturation Current DC Amps. Isat 饱和电流 (A)	Heat Rating Current DC Amps. Irms 温升电流 (A)
		Typ.	Max.	Typ.	Typ.
CKSTWH1003S-0.16uH/M	0.16±20%	0.66	0.75	90.0	52.0
CKSTWH1003SL-1uH/M	1.0±20%	3.30	3.80	38.0	23.0
CKSTWH1003S-2.2uH/M	2.2±20%	5.90	6.50	24.0	15.0

Remark:

1. All test data is reference to 25℃ ambient.
2. Test Condition: 1MHz, 0.1Vrms
3. Isat: Max.Value, DC current at which the inductance drops less than 30% from its value without current;
Typ. Value, DC current at which the inductance drops approximate 30% from its value without current.
4. Irms: For Max. Value, ΔT < 40℃; for Typ. Value, ΔT is approximate 40℃.
5. Operat between temperature range -40℃ to +125℃(Including self - temperature rise)
6. Absolute Max. voltage: DC 60V.

CKSTWH1004S Series

Part Number 型号	Inductance 电感值(μH)	DCR @25℃ 直流电阻(mΩ)		Saturation Current DC Amps. Isat 饱和电流 (A)	Heat Rating Current DC Amps. Irms 温升电流 (A)
		Typ.	Max.	Typ.	Typ.
CKSTWH1004S-0.47uH/M	0.47±20%	0.95	1.15	46.0	36.0
CKSTWH1004S-0.68uH/M	0.68±20%	1.30	1.50	39.0	33.0
CKSTWH1004S-1uH/M	1.0±20%	2.10	2.40	36.0	25.0
CKSTWH1004S-1.5uH/M	1.5±20%	2.80	3.10	26.0	20.0
CKSTWH1004S-2.2uH/M	2.2±20%	4.50	5.00	22.0	15.0
CKSTWH1004S-3.3uH/M	3.3±20%	7.50	8.30	16.2	13.0
CKSTWH1004S-4.7uH/M	4.7±20%	9.50	10.50	15.2	12.0
CKSTWH1004S-5.6uH/M	5.6±20%	13.50	14.90	14.1	11.0
CKSTWH1004S-6.8uH/M	6.8±20%	15.00	16.50	12.0	10.0
CKSTWH1004S-8.2uH/M	8.2±20%	16.70	18.40	11.0	9.5
CKSTWH1004S-10uH/M	10±20%	17.80	19.60	10.0	9.0

CKSTWH1048S Series

Part Number 型号	Inductance 电感值(μH)	DCR @25℃ 直流电阻(mΩ)		Saturation Current DC Amps. Isat 饱和电流 (A)	Heat Rating Current DC Amps. Irms 温升电流 (A)
		Typ.	Max.	Typ.	Typ.
CKSTWH1048S-4.7uH/M	4.7±20%	5.90	6.70	22.0	18.2

Remark:

1. All test data is reference to 25℃ ambient.
2. Test Condition: 1MHz, 0.1Vrms
3. Isat: Typ.Value, DC current at which the inductance drops approximate 30% from its value without current.
4. Irms: Typ.Value, ΔT is approximate 40℃.
5. Operat between temperature range -40℃ to +125℃(Including self - temperature rise)
6. Absolute Max. voltage: DC 60V.

CKSTWH1006S Series

Part Number 型号	Inductance 电感值(μH)	DCR @25℃ 直流电阻(mΩ)		Saturation Current DC Amps. Isat 饱和电流 (A)	Heat Rating Current DC Amps. Irms 温升电流 (A)
		Typ.	Max.	Typ.	Typ.
CKWTH1006S-1uH/M	1.0±20%	1.50	1.80	50.0	39.9
CKSTWH1006S-1.2uH/M	1.2±20%	2.00	2.20	49.0	32.0
CKSTWH1006S-1.5uH/M	1.5±20%	2.00	2.20	42.0	32.0
CKSTWH1006S-2.2uH/M	2.2±20%	3.50	4.00	32.0	25.5
CKSTWH1006S-3.3uH/M	3.3±20%	4.90	5.60	26.0	22.0
CKSTWH1006SL-3.3uH/M	3.3±20%	3.70	4.10	28.0	24.0
CKSTWH1006S-4.7uH/M	4.7±20%	6.30	7.30	25.0	19.0
CKSTWH1006S-5.6uH/M	5.6±20%	6.70	7.70	21.0	17.4
CKSTWH1006S-6.8uH/M	6.8±20%	7.80	9.00	18.4	15.9
CKSTWH1006S-8.2uH/M	8.2±20%	11.20	12.50	16.9	14.4
CKSTWH1006S-10uH/M	10±20%	13.00	15.00	16.5	13.0

Remark:

1. All test data is reference to 25℃ ambient.
2. Test Condition: 1MHz, 0.1Vrms
3. Isat: Typ.Value, DC current at which the inductance drops approximate 30% from its value without current.
4. Irms: Typ.Value, ΔT is approximate 40℃.
5. Operat between temperature range -40℃ to +125℃(Including self - temperature rise)
6. Absolute Max. voltage: DC 60V.

CKSTWH1007S Series

Part Number 型号	Inductance 电感值(μH)	DCR @25℃ 直流电阻(mΩ)		Saturation Current DC Amps. Isat 饱和电流 (A)	Heat Rating Current DC Amps. Irms 温升电流 (A)
		Typ.	Max.	Typ.	Typ.
CKSTWH1007S-2.2uH/M	2.2±20%	3.20	3.70	36.0	26.0
CKSTWH1007S-3.3uH/M	3.3±20%	4.00	4.50	33.0	25.0
CKSTWH1007S-4.7uH/M	4.7±20%	5.40	6.20	23.0	19.0
CKSTWH1007S-10uH/M	10±20%	13.20	15.00	16.0	12.0

CKSTWH1008S Series

Part Number 型号	Inductance 电感值(μH)	DCR @25℃ 直流电阻(mΩ)		Saturation Current DC Amps. Isat 饱和电流 (A)	Heat Rating Current DC Amps. Irms 温升电流 (A)
		Typ.	Max.	Typ.	Typ.
CKSTWH1008S-3.3uH/M	3.3±20%	3.20	3.70	34.0	26.0
CKSTWH1008S-4.7uH/M	4.7±20%	4.00	4.60	28.5	24.7
CKSTWH1008S-5.6uH/M	5.6±20%	5.20	5.90	24.0	24.0
CKSTWH1008S-6.8uH/M	6.8±20%	6.20	7.00	24.0	21.2
CKSTWH1008S-22uH/M	22±20%	23.00	26.50	12.0	11.0

Remark:

1. All test data is reference to 25℃ ambient.
2. Test Condition: 1MHz, 0.1Vrms
3. Isat: Typ.Value, DC current at which the inductance drops approximate 30% from its value without current.
4. Irms: Typ.Value, ΔT is approximate 40℃.
5. Operat between temperature range -40℃ to +125℃(Including self - temperature rise)
6. Absolute Max. voltage: DC 60V.

CKSTWH1010S Series

Part Number 型号	Inductance 电感值(μH)	DCR @25℃ 直流电阻(mΩ)		Saturation Current DC Amps. Isat 饱和电流 (A)	Heat Rating Current DC Amps. Irms 温升电流 (A)
		Typ.	Max.	Typ.	Typ.
CKSTWH1010S-0.22uH/M	0.22±20%	0.45	0.50	100.0	55.5
CKSTWH1010S-0.68uH/M-Q23	0.68±20%	0.82	0.91	63.0	48.0
CKSTWH1010S-1uH/M	1.0±20%	1.30	1.50	55.0	42.0
CKSTWH1010SL-1uH/M	1.0±20%	1.00	1.10	55.0	43.5
CKSTWH1010S-1.5uH/M	1.5±20%	1.50	1.70	47.0	40.7
CKSTWH1010S-2.2uH/M	2.2±20%	2.45	2.70	38.0	33.0
CKSTWH1010SL-2.2uH/M	2.2±20%	2.10	2.50	38.0	34.0
CKSTWH1010S-3.3uH/M	3.3±20%	2.60	2.90	45.0	32.0
CKSTWH1010SL-3.3uH/M	3.3±20%	2.60	2.90	45.0	32.0
CKSTWH1010S-4.7uH/M	4.7±20%	4.10	4.50	27.0	26.0
CKSTWH1010S-5.6uH/M	5.6±20%	5.20	5.90	24.0	24.0
CKSTWH1010S-6.8uH/M	6.8±20%	7.10	8.00	23.0	20.0
CKSTWH1010SL-6.8uH/M	6.8±20%	6.20	7.00	22.0	21.2
CKSTWH1010S-8.2uH/M	8.2±20%	9.00	10.50	19.0	18.3
CKSTWH1010SL-8.2uH/M	8.2±20%	7.60	8.70	20.0	18.7
CKSTWH1010S-10uH/M	10±20%	10.50	12.60	18.0	17.1
CKSTWH1010SL-10uH/M	10±20%	8.70	9.70	20.0	18.2
CKSTWH1010S-15uH/M	15±20%	16.00	18.00	15.5	13.8
CKSTWH1010SL-15uH/M	15±20%	13.60	15.20	18.0	15.4
CKSTWH1010S-22uH/M	22±20%	19.60	22.00	14.0	13.2
CKSTWH1010S-33uH/M	33±20%	33.00	40.00	9.0	8.0

Remark:

1. All test data is reference to 25℃ ambient.
2. Test Condition: 1MHz, 0.1Vrms
3. Isat: Typ.Value, DC current at which the inductance drops approximate 30% from its value without current.
4. Irms: Typ.Value, ΔT is approximate 40℃.
5. Operat between temperature range -40℃ to +125℃(Including self - temperature rise)
6. Absolute Max. voltage: DC 60V.

CKSTWH1508S Series

Part Number 型号	Inductance 电感值(μH)	DCR @25℃ 直流电阻(mΩ)		Saturation Current DC Amps. Isat 饱和电流 (A)	Heat Rating Current DC Amps. Irms 温升电流 (A)
		Typ.	Max.	Typ.	Typ.
CKSTWH1508S-2.2uH/M	2.2±20%	1.60	1.90	58.0	43.8
CKSTWH1508S-3uH/M	3.0±20%	2.20	2.60	50.0	37.6
CKSTWH1508S-5.3uH/M	5.3±20%	3.80	4.40	41.0	28.0
CKSTWH1508S-6.1uH/M	6.1±20%	5.40	6.50	40.0	23.1

Remark:

1. All test data is reference to 25℃ ambient.
2. Test Condition: 1MHz, 0.1Vrms
3. Isat: Typ.Value, DC current at which the inductance drops approximate 30% from its value without current.
4. Irms: Typ.Value, ΔT is approximate 40℃.
5. Operat between temperature range -40℃ to +125℃(Including self - temperature rise)
6. Absolute Max. voltage: DC 60V.

CKSTWH1510S Series

Part Number 型号	Inductance 电感值(μH)	DCR @25℃ 直流电阻(mΩ)		Saturation Current DC Amps. Isat 饱和电流 (A)	Heat Rating Current DC Amps. Irms 温升电流 (A)
		Typ.	Max.	Typ.	Typ.
CKSTWH1510S-1uH/M	1.0±20%	0.80	0.90	100.0	55.0
CKSTWH1510S-3.3uH/M	3.3±20%	1.50	1.80	60.0	42.0
CKSTWH1510S-4.7uH/M	4.7±20%	2.80	3.20	41.0	32.0
CKSTWH1510SH-4.7uH/M	4.7±20%	3.10	3.40	70.0	32.0
CKSTWH1510S-6.8uH/M	6.8±20%	3.80	4.30	36.0	27.0
CKSTWH1510S-8.2uH/M	8.2±20%	4.70	5.60	31.0	25.0
CKSTWH1510S-10uH/M	10±20%	6.00	7.00	33.0	23.3
CKSTWH1510S-15uH/M	15±20%	9.00	10.50	30.0	18.0
CKSTWH1510S-22uH/M	22±20%	12.00	14.00	19.0	15.0
CKSTWH1510S-33uH/M	33±20%	16.80	18.70	17.9	12.6

CKSTWH1513S Series

Part Number 型号	Inductance 电感值(μH)	DCR @25℃ 直流电阻(mΩ)		Saturation Current DC Amps. Isat 饱和电流 (A)	Heat Rating Current DC Amps. Irms 温升电流 (A)
		Typ.	Max.	Typ.	Typ.
CKSTWH1513S-15uH/M	15±20%	6.80	7.50	25.5	22.0

Remark:

1. All test data is reference to 25℃ ambient.
2. Test Condition: 1MHz, 0.1Vrms
3. Isat: Typ.Value, DC current at which the inductance drops approximate 30% from its value without current.
4. Irms: Typ.Value, ΔT is approximate 40℃.
5. Operat between temperature range -40℃ to +125℃(Including self - temperature rise)
6. Absolute Max. voltage: DC 60V.

PACKAGING SPECIFICATION 包装规格

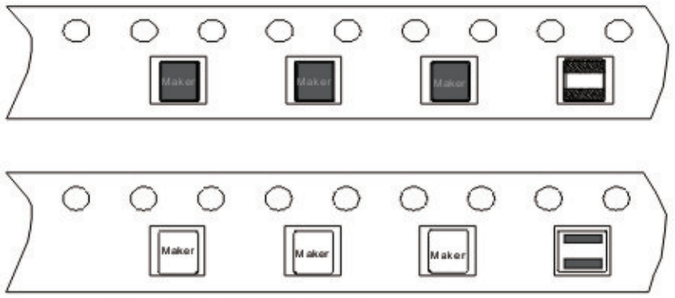

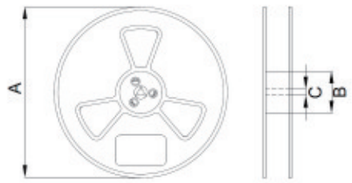

TYPE(型号)	Reel Dimension 卷盘尺寸 (mm)			Quantity (Pcs/Reel) 数量 (个/卷)
	A	B	C	
CKSTTH0410	330	100	13	3000
CKSTTH0412	330	100	13	3000
CKSTTH0414	330	100	13	3000
CKSTTH0415	330	100	13	3000
CKSTTH0418	330	100	13	3000
CKSTTH0402	330	100	13	3000
CKSTTH0403	330	100	13	2000
CKSTTH0404	330	100	13	1500
CKSTTH0514	330	100	13	2000
CKSTTH0515	330	100	13	2000
CKSTTH0518	330	100	13	2000
CKSTTH0502	330	100	13	2000
CKSTTH0524	330	100	13	1500
CKSTTH0503	330	100	13	1500
CKSTTH0505	330	100	13	1000
CKSTTH0610	330	100	13	2000
CKSTTH0612	330	100	13	2000
CKSTTH0615	330	100	13	2000
CKSTTH0618	330	100	13	2000

TYPE(型号)	Reel Dimension 卷盘尺寸 (mm)			Quantity (Pcs/Reel) 数量 (个/卷)
	A	B	C	
CKSTTH0603	330	100	13	1500
CKSTTH0815	330	100	13	2000
CKSTTH1015	330	100	13	1500
CKSTWH0402S	330	100	13	3000
CKSTWH0403S	330	100	13	2000
CKSTWH0404S	330	100	13	1500
CKSTWH0502S	330	100	13	2000
CKSTWH0503S	330	100	13	1500
CKSTWH0622S	330	100	13	1500
CKSTWH0603S	330	100	13	1500
CKSTWH0606S	330	100	13	800
CKSTWH0805S	330	100	13	1000
CKSTWH0806S	330	100	13	800
CKSTWH0807S	330	100	13	600
CKSTWH0808S	330	100	13	500
CKSTWH1003S	330	100	13	1000
CKSTWH1004S	330	100	13	800
CKSTWH1006S	330	100	13	400
CKSTWH1007S	330	100	13	300
CKSTWH1008S	330	100	13	300
CKSTWH1010S	330	100	13	300
CKSTWH1507S	330	100	13	300
CKSTWH1508S	330	100	13	300
CKSTWH1510S	330	100	13	150
CKSTWH1513S	330	100	13	100

磁胶电感 CKCS 系列

SMD POWER INDUCTOR CKCS Series

● FEATURES 特性

1.表面贴装,小型、超薄电感器, 大功率,高饱和,低电阻之特性.
he inductor designed as surface mounting , smallest and thinnest with high power, high saturation and low resistance
2.磁性胶水涂敷结构极大减少了噪声, 闭合磁路结构设计,漏磁少,抗EMI能力强.
Magnetic-resin shielded structure reduces buzz noise to ultra-low levels ,
Closed magnetic circuit structure reduces magnetic leakage flux , high performance of anti-EMI .
3.同等尺寸额定电流较传统电感高出30%以上.
Compared with the same size part , the rated current 30% higher than the traditional inductors .

● APPLICATIONS 用途

PAD,笔记本电脑,服务器,音箱,网通,安防,手机,智能家居,储能设备等
PAD,Notebook,Server,audio,netcom,security,mobile phone,smart home,Energy product...

● Part NumberING SYSTEM 型号系统

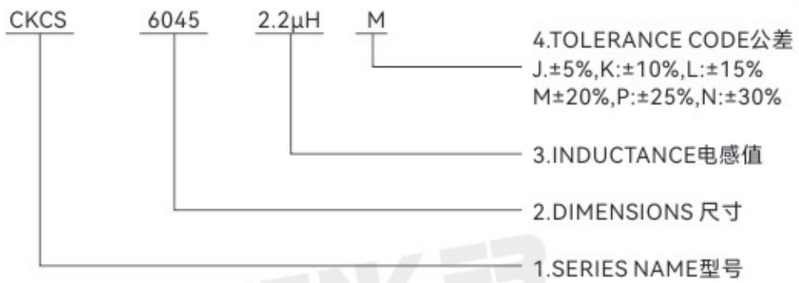

● STRUCTURAL DRAWING 结构图

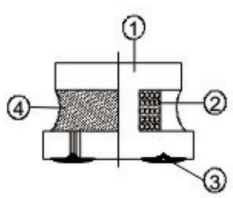

① Freeite core	Ni-Zn Ferrite
② Winding wire	Polyurethane-copper wire
③ Electrode	External electrode
④ Epoxy resin	containing ferrite powder

● SHAPES AND DIMENSIONS 外形尺寸 (Unit:mm)

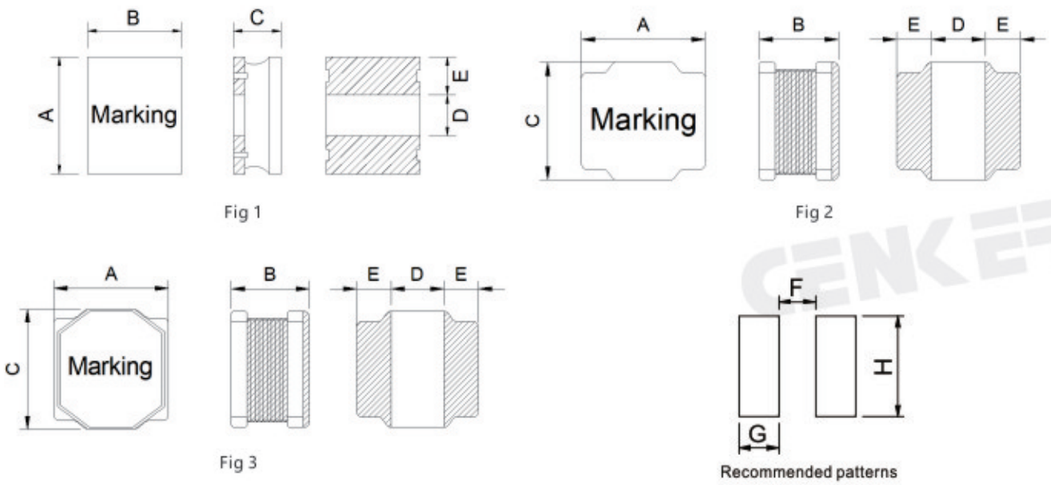

TYPE(型号)	A	B	C	D	E	F	G	H	Fig
CKCS201610	2.0±0.3	1.6±0.3	1.05 Max	0.7±0.3	0.65±0.3	0.3	1.1	2.1	1
CKCS252010	2.5±0.3	2.0±0.3	1.05 Max	0.94±0.3	0.83±0.3	0.4	1.4	2.5	1
CKCS252012	2.5±0.3	2.0±0.3	1.25 Max	0.94±0.3	0.83±0.3	0.4	1.4	2.5	1
CKCS3012	3.0±0.2	1.3 Max	3.0±0.2	1.2±0.3	0.9±0.3	0.7	1.4	2.7	3
CKCS3015	3.0±0.2	1.7 Max	3.0±0.2	1.2±0.3	0.9±0.3	0.7	1.4	2.7	3
CKCS4018	4.0±0.2	1.8 Max	4.0±0.2	1.6±0.3	1.2±0.3	1.0	1.7	3.7	3
CKCS4020	4.0±0.2	2.0 Max	4.0±0.2	1.6±0.3	1.2±0.3	1.0	1.7	3.7	3
CKCS4030	4.0±0.2	3.0 Max	4.0±0.2	1.3±0.3	1.35±0.3	0.8	1.9	3.7	3
CKCS5020	5.0±0.2	2.1 Max	5.0±0.2	1.4±0.3	1.8±0.3	0.9	2.3	4.2	2
CKCS5040	5.0±0.2	4.0 Max	5.0±0.2	1.8±0.3	1.6±0.3	1.1	2.2	4.2	3
CKCS6020	6.0±0.3	2.1 Max	6.0±0.3	2.3±0.3	1.85±0.3	1.8	2.4	5.7	2
CKCS6028	6.0±0.3	3.0 Max	6.0±0.3	2.3±0.3	1.85±0.3	1.8	2.4	5.7	2
CKCS6045	6.0±0.3	4.7 Max	6.0±0.3	2.3±0.3	1.85±0.3	1.8	2.4	5.7	2
CKCS8040	8.0±0.3	4.2 Max	8.0±0.3	3.6±0.3	2.2±0.3	3.1	2.7	7.5	2
CKCS8060	8.0±0.3	6.2 Max	8.0±0.3	3.6±0.3	2.2±0.3	3.1	2.7	7.5	2

SPECIFICATION TABLE 规格特性表

CKCS201610

Part Number 型号	Inductance 电感值(uH)	DCR 直流电阻(Ω) Max.	Isat 饱和电流(A) Max.	Irms 温升电流(A) Max.	Marker 印字
CKCS201610-1uH/N	1±30%	0.114	1.65	1.45	/
CKCS201610-1.5uH/N	1.5±30%	0.174	1.35	1.25	/
CKCS201610-2.2uH/N	2.2±30%	0.264	1.10	1.10	/
CKCS201610-3.3uH/M	3.3±20%	0.335	0.90	0.88	/
CKCS201610-4.7uH/M	4.7±20%	0.479	0.70	0.74	/
CKCS201610-6.8uH/M	6.8±20%	0.816	0.60	0.52	/

CKCS252010

Part Number 型号	Inductance 电感值(uH)	DCR 直流电阻(Ω) Max.	Isat 饱和电流(A) Max.	Irms 温升电流(A) Max.	Marker 印字
CKCS252010-1uH/N	1±30%	0.108 Max.	1.85	1.65	A
CKCS252010-1.5uH/N	1.5±30%	0.182 Max.	1.80	1.30	B
CKCS252010-2.2uH/N	2.2±30%	0.209 Max.	1.20	1.20	C
CKCS252010-3.3uH/M	3.3±20%	0.328 Max.	1.05	0.90	D
CKCS252010-4.7uH/M	4.7±20%	0.563 Max.	0.95	0.70	E
CKCS252010-5.6uH/M	5.6±20%	0.563 Max.	0.80	0.73	F
CKCS252010-6.8uH/M	6.8±20%	0.896 Max.	0.78	0.59	G

Remark:

1. All test data is reference to 25℃ ambient.
2. Inductance Tested at 1MHz,0.2Vrms
3. Isat: DC current at which the inductance drops approximate 30% from its value without current;
4. Irms: DC current that causes the temperature rise (△T ≤40℃) from 25℃ ambient.
5. Operating Temperature : -40℃ ~ +125℃(Including self - temperature rise)
6. Absolute maximum voltage: DC 50V

CKCS252012

Part Number 型号	Inductance 电感值(uH)	DCR 直流电阻(Ω) Max.	Isat 饱和电流(A) Max.	Irms 温升电流(A) Max.	Marker 印字
CKCS252012-0.47uH/N-010	0.47±30%	0.085	3.82	1.95	A
CKCS252012-0.68uH/N-010	0.68±30%	0.098	3.28	1.93	B
CKCS252012-1uH/N	1±30%	0.090	2.59	1.93	C
CKCS252012-1.5uH/N	1.5±30%	0.147	2.24	1.40	E
CKCS252012-2.2uH/N	2.2±30%	0.166	1.85	1.15	F
CKCS252012-3.3uH/M	3.3±20%	0.264	1.61	1.04	G
CKCS252012-4.7uH/M	4.7±20%	0.377	1.12	0.84	H
CKCS252012-6.8uH/M	6.8±20%	0.581	0.98	0.69	J
CKCS252012-10uH/M	10±20%	0.690	0.79	0.62	K

Remark:

1. All test data is reference to 25℃ ambient.
2. Inductance Tested at 1MHz,0.2Vrms
3. Isat: DC current at which the inductance drops approximate 30% from its value without current;
4. Irms: DC current that causes the temperature rise (△T ≤40℃) from 25℃ ambient.
5. Operating Temperature : -40℃ ~ +125℃(Including self - temperature rise)
6. Absolute maximum voltage: DC 50V

CKCS3012

Part Number 型号	Inductance 电感值(uH)	DCR 直流电阻(Ω)	Isat 饱和电流 (A)	Irms 温升电流 (A)
		Max.	Max.	Max.
CKCS3012-1uH/N	1±30%	0.052	1.87	2.20
CKCS3012-1.5uH/N	1.5±30%	0.059	1.62	2.01
CKCS3012-2.2uH/N	2.2±30%	0.098	1.20	1.55
CKCS3012-3.3uH/M	3.3±20%	0.130	1.05	1.36
CKCS3012-4.7uH/M	4.7±20%	0.195	0.90	1.24
CKCS3012-6.8uH/M	6.8±20%	0.247	0.75	0.98
CKCS3012-10uH/M	10±20%	0.416	0.60	0.83
CKCS3012-15uH/M	15±20%	0.468	0.45	0.71
CKCS3012-22uH/M	22±20%	0.839	0.42	0.53
CKCS3012-33uH/M	33±20%	1.138	0.36	0.46
CKCS3012-47uH/M	47±20%	1.885	0.27	0.35

CKCS3015

Part Number 型号	Inductance 电感值(uH)	DCR 直流电阻(Ω)	Isat 饱和电流 (A)	Irms 温升电流 (A)
		Max.	Max.	Max.
CKCS3015-1uH/N	1±30%	0.051	2.32	2.35
CKCS3015-1.5uH/N	1.5±30%	0.065	2.00	1.70
CKCS3015-2.2uH/N	2.2±30%	0.078	1.60	1.60
CKCS3015-3.3uH/M	3.3±20%	0.104	1.32	1.36
CKCS3015-4.7uH/M	4.7±20%	0.163	1.10	1.09
CKCS3015-6.8uH/M	6.8±20%	0.260	0.85	0.85
CKCS3015-10uH/M	10±20%	0.325	0.72	0.77
CKCS3015-15uH/M	15±20%	0.455	0.66	0.65
CKCS3015-22uH/M	22±20%	0.598	0.52	0.57
CKCS3015-33uH/M	33±20%	1.066	0.44	0.43
CKCS3015-47uH/M	47±20%	1.625	0.35	0.35

Remark:

1. All test data is reference to 25℃ ambient.
2. Inductance Tested at 100kHz,1Vrms
3. Isat: DC current at which the inductance drops approximate 30% from its value without current;
4. Irms: DC current that causes the temperature rise (△T ≤40℃) from 25℃ ambient.
5. Operating Temperature : -40℃ ~ +125℃(Including self - temperature rise)
6. Absolute maximum voltage: DC 50V

CKCS4018

Part Number 型号	Inductance 电感值(uH)	DCR 直流电阻(Ω)	Isat 饱和电流 (A)	Irms 温升电流 (A)
		Max.	Max.	Max.
CKCS4018-0.47uH/N	0.47±30%	0.027	4.30	3.50
CKCS4018-1uH/N	1±30%	0.033	4.20	2.00
CKCS4018-1.5uH/N	1.5±30%	0.039	3.35	1.80
CKCS4018-2.2uH/N	2.2±30%	0.059	2.70	1.65
CKCS4018-3.3uH/M	3.3±20%	0.091	2.45	1.23
CKCS4018-4.7uH/M	4.7±20%	0.117	1.70	1.20
CKCS4018-6.8uH/M	6.8±20%	0.143	1.45	1.06
CKCS4018-10uH/M	10±20%	0.234	1.30	0.84
CKCS4018-15uH/M	15±20%	0.325	0.94	0.65
CKCS4018-22uH/M	22±20%	0.468	0.80	0.59
CKCS4018-33uH/M	33±20%	0.689	0.56	0.49
CKCS4018-47uH/M	47±20%	0.845	0.57	0.42
CKCS4018-68uH/M	68±20%	1.300	0.47	0.32
CKCS4018-100uH/M	100±20%	2.275	0.40	0.25
CKCS4018-150uH/M	150±20%	3.250	0.30	0.22

Remark:

1. All test data is reference to 25℃ ambient.
2. Inductance Tested at 100kHz,1Vrms
3. Isat: DC current at which the inductance drops approximate 30% from its value without current;
4. Irms: DC current that causes the temperature rise (△T ≤40℃) from 25℃ ambient.
5. Operating Temperature : -40℃ ~ +125℃(Including self - temperature rise)
6. CKCS4018-100uH~150uH Absolute maximum voltage: DC 50V

CKCS4020

Part Number 型号	Inductance 电感值(μH)	DCR 直流电阻(Ω)	Isat 饱和电流(A)	Irms 温升电流(A)
		Max.	Max.	Max.
CKCS4020-1uH/N	1±30%	0.038	4.78	2.15
CKCS4020-1.5uH/N	1.5±30%	0.046	4.45	1.98
CKCS4020-2.2uH/N	2.2±30%	0.052	3.40	1.85
CKCS4020-3.3uH/M	3.3±20%	0.091	3.20	1.40
CKCS4020-4.7uH/M	4.7±20%	0.098	2.35	1.34
CKCS4020-6.8uH/M	6.8±20%	0.163	2.00	1.04
CKCS4020-10uH/M	10±20%	0.215	1.60	0.90
CKCS4020-15uH/M	15±20%	0.299	1.35	0.77
CKCS4020-22uH/M	22±20%	0.455	1.05	0.62
CKCS4020-33uH/M	33±20%	0.715	0.85	0.49
CKCS4020-47uH/M	47±20%	0.923	0.74	0.44
CKCS4020-56uH/M	56±20%	1.040	0.66	0.41
CKCS4020-68uH/M	68±20%	1.378	0.61	0.36
CKCS4020-82uH/M	82±20%	1.820	0.50	0.32
CKCS4020-100uH/M	100±20%	2.015	0.48	0.31
CKCS4020-150uH/M	150±20%	3.640	0.40	0.25

Remark:

1. All test data is reference to 25℃ ambient.
2. Inductance Tested at 100kHz,1Vrms
3. Isat: DC current at which the inductance drops approximate 30% from its value without current;
4. Irms: DC current that causes the temperature rise (△T ≤40℃) from 25℃ ambient.
5. Operating Temperature : -40℃ ~ +125℃(Including self - temperature rise)
6. CKCS4020-100uH~150uH Absolute maximum voltage: DC 50V

CKCS4030

Part Number 型号	Inductance 电感值(μH)	DCR 直流电阻(Ω)	Isat 饱和电流(A)	Irms 温升电流(A)
		Max.	Max.	Max.
CKCS4030-1uH/N	1±30%	0.021	5.26	4.14
CKCS4030-1.5uH/N	1.5±30%	0.033	4.84	3.34
CKCS4030-2.2uH/N	2.2±30%	0.039	4.40	2.95
CKCS4030-3.3uH/M	3.3±20%	0.052	3.30	2.40
CKCS4030-4.7uH/M	4.7±20%	0.078	2.90	2.00
CKCS4030-6.8uH/M	6.8±20%	0.117	2.75	1.60
CKCS4030-10uH/M	10±20%	0.156	1.95	1.50
CKCS4030-15uH/M	15±20%	0.247	1.65	1.11
CKCS4030-22uH/M	22±20%	0.293	1.30	1.00
CKCS4030-33uH/M	33±20%	0.429	1.10	0.84
CKCS4030-47uH/M	47±20%	0.579	0.95	0.72
CKCS4030-68uH/M	68±20%	1.128	0.72	0.52
CKCS4030-100uH/M	100±20%	1.495	0.60	0.45
CKCS4030-120uH/M	120±20%	1.755	0.53	0.42
CKCS4030-150uH/M	150±20%	2.340	0.50	0.39
CKCS4030-180uH/M	180±20%	2.860	0.45	0.38
CKCS4030-220uH/M	220±20%	3.250	0.40	0.35
CKCS4030-330uH/M	330±20%	5.200	0.30	0.25

Remark:

1. All test data is reference to 25℃ ambient.
2. Inductance Tested at 100kHz,1Vrms
3. Isat: DC current at which the inductance drops approximate 30% from its value without current;
4. Irms: DC current that causes the temperature rise (△T ≤40℃) from 25℃ ambient.
5. Operating Temperature : -40℃ ~ +125℃(Including self - temperature rise)
6. CKCS4030-150uH~330uH Absolute maximum voltage: DC 50V

CKCS5020

Part Number 型号	Inductance 电感值(μH)	DCR 直流电阻(Ω)	Isat 饱和电流(A)	Irms 温升电流(A)
		Max.	Max.	Max.
CKCS5020-0.47uH/N	0.47±30%	0.017	6.20	4.60
CKCS5020-1uH/N	1±30%	0.026	4.10	3.80
CKCS5020-1.5uH/N	1.5±30%	0.039	4.10	3.20
CKCS5020-2.2uH/N	2.2±30%	0.042	3.20	2.70
CKCS5020-3.3uH/M	3.3±20%	0.065	2.55	2.30
CKCS5020-4.7uH/M	4.7±20%	0.074	2.50	2.20
CKCS5020-6.8uH/M	6.8±20%	0.108	2.05	1.80
CKCS5020-10uH/M	10±20%	0.156	1.70	1.55
CKCS5020-15uH/M	15±20%	0.215	1.35	1.25
CKCS5020-22uH/M	22±20%	0.325	1.15	1.10
CKCS5020-33uH/M	33±20%	0.520	0.92	0.90
CKCS5020-47uH/M	47±20%	0.754	0.77	0.75
CKCS5020-68uH/M	68±20%	0.962	0.65	0.64
CKCS5020-100uH/M	100±20%	1.430	0.53	0.53

Remark:

1. All test data is reference to 25℃ ambient.
2. Inductance Tested at 100kHz,1Vrms
3. Isat: DC current at which the inductance drops approximate 30% from its value without current;
4. Irms: DC current that causes the temperature rise (△T ≤40℃) from 25℃ ambient.
5. Operating Temperature : -40℃ ~ +125℃(Including self - temperature rise)

CKCS5040

Part Number 型号	Inductance 电感值(μH)	DCR 直流电阻(Ω)	Isat 饱和电流(A)	Irms 温升电流(A)
		Max.	Max.	Max.
CKCS5040-1uH/N	1±30%	0.016	7.35	4.90
CKCS5040-1.2uH/N	1.2±30%	0.021	6.50	4.15
CKCS5040-1.5uH/N	1.5±30%	0.023	6.30	4.00
CKCS5040-2.2uH/N	2.2±30%	0.025	4.90	3.80
CKCS5040-3.3uH/M	3.3±20%	0.031	3.95	3.40
CKCS5040-4.7uH/M	4.7±20%	0.042	3.50	3.00
CKCS5040-6.8uH/M	6.8±20%	0.056	2.90	2.50
CKCS5040-10uH/M	10±20%	0.083	2.35	2.10
CKCS5040-15uH/M	15±20%	0.112	2.00	2.00
CKCS5040-22uH/M	22±20%	0.168	1.60	1.50
CKCS5040-33uH/M	33±20%	0.244	1.30	1.20
CKCS5040-47uH/M	47±20%	0.354	1.10	1.00
CKCS5040-68uH/M	68±20%	0.520	0.90	0.80
CKCS5040-100uH/M	100±20%	0.728	0.75	0.70
CKCS5040-150uH/M	150±20%	0.975	0.65	0.60
CKCS5040-180uH/M	180±20%	1.560	0.60	0.48
CKCS5040-220uH/M	220±20%	1.664	0.40	0.38
CKCS5040-330uH/M	330±20%	2.730	0.42	0.36
CKCS5040-470uH/M	470±20%	3.900	0.37	0.35

Remark:

1. All test data is reference to 25℃ ambient.
2. Inductance Tested at 100kHz,1Vrms
3. Isat: DC current at which the inductance drops approximate 30% from its value without current;
4. Irms: DC current that causes the temperature rise (△T ≤40℃) from 25℃ ambient.
5. Operating Temperature : -40℃ ~ +125℃(Including self - temperature rise)
6. CKCS5040-330uH~470uH Absolute maximum voltage: DC 100V

CKCS6020

Part Number 型号	Inductance 电感值(μH)	DCR 直流电阻(Ω)	Isat 饱和电流(A)	Irms 温升电流(A)
		Max.	Max.	Max.
CKCS6020-1uH/N	1±30%	0.026	4.15	3.50
CKCS6020-1.5uH/N	1.5±30%	0.029	4.25	3.20
CKCS6020-2.2uH/N	2.2±30%	0.036	3.75	2.75
CKCS6020-3.3uH/M	3.3±20%	0.046	3.15	2.60
CKCS6020-4.7uH/M	4.7±20%	0.075	3.00	2.00
CKCS6020-6.8uH/M	6.8±20%	0.103	2.20	1.80
CKCS6020-10uH/M	10±20%	0.137	1.75	1.40
CKCS6020-15uH/M	15±20%	0.189	1.20	1.20
CKCS6020-18uH/M	18±20%	0.234	1.20	1.08
CKCS6020-22uH/M	22±20%	0.265	1.50	1.00
CKCS6020-33uH/M	33±20%	0.390	0.95	0.84
CKCS6020-47uH/M	47±20%	0.559	0.70	0.80
CKCS6020-100uH/M	100±20%	1.430	0.40	0.40

Remark:

1. All test data is reference to 25℃ ambient.
2. Inductance Tested at 100kHz,1Vrms
3. Isat: DC current at which the inductance drops approximate 30% from its value without current;
4. Irms: DC current that causes the temperature rise (△T ≤40℃) from 25℃ ambient.
5. Operating Temperature : -40℃ ~ +125℃(Including self - temperature rise)

CKCS6028

Part Number 型号	Inductance 电感值(μH)	DCR 直流电阻(Ω)	Isat 饱和电流(A)	Irms 温升电流(A)
		Max.	Max.	Max.
CKCS6028-1uH/N	1±30%	0.017	5.75	5.20
CKCS6028-1.5uH/N	1.5±30%	0.020	6.00	4.58
CKCS6028-2.2uH/N	2.2±30%	0.03	5.10	3.75
CKCS6028-3.3uH/M	3.3±20%	0.033	4.15	3.48
CKCS6028-4.7uH/M	4.7±20%	0.04	3.00	3.08
CKCS6028-6.8uH/M	6.8±20%	0.061	2.60	2.40
CKCS6028-10uH/M	10±20%	0.094	2.04	1.95
CKCS6028-15uH/M	15±20%	0.163	1.75	1.45
CKCS6028-18uH/M	18±20%	0.16	1.55	1.45
CKCS6028-22uH/M	22±20%	0.18	1.80	1.40
CKCS6028-33uH/M	33±20%	0.241	1.35	1.22
CKCS6028-47uH/M	47±20%	0.410	1.15	1.06
CKCS6028-68uH/M	68±20%	0.47	0.80	0.86
CKCS6028-82uH/M	82±20%	0.65	0.80	0.70
CKCS6028-100uH/M	100±20%	0.65	0.65	0.70
CKCS6028-150uH/M	150±20%	1.30	0.50	0.50
CKCS6028-220uH/M	220±20%	1.63	0.45	0.45
CKCS6028-330uH/M	330±20%	2.47	0.35	0.38

Remark:

1. All test data is reference to 25℃ ambient.
2. Inductance Tested at 100kHz,1Vrms
3. Isat: DC current at which the inductance drops approximate 30% from its value without current;
4. Irms: DC current that causes the temperature rise (△T ≤40℃) from 25℃ ambient.
5. Operating Temperature : -40℃ ~ +125℃(Including self - temperature rise)

CKCS6045

Part Number 型号	Inductance 电感值(μH)	DCR 直流电阻(Ω)	Isat 饱和电流(A)	Irms 温升电流(A)
		Max.	Max.	Max.
CKCS6045-1uH/N	1±30%	0.014	9.85	5.14
CKCS6045-1.5uH/N	1.5±30%	0.016	8.80	4.95
CKCS6045-2.2uH/N	2.2±30%	0.018	6.75	4.60
CKCS6045-3.3uH/M	3.3±20%	0.031	5.90	3.70
CKCS6045-4.7uH/M	4.7±20%	0.040	4.97	3.30
CKCS6045-6.8uH/M	6.8±20%	0.046	3.90	3.00
CKCS6045-10uH/M	10±20%	0.062	3.20	2.45
CKCS6045-15uH/M	15±20%	0.088	2.50	2.05
CKCS6045-22uH/M	22±20%	0.116	2.05	1.80
CKCS6045-33uH/M	33±20%	0.178	1.65	1.45
CKCS6045-47uH/M	47±20%	0.260	1.40	1.20
CKCS6045-68uH/M	68±20%	0.376	1.20	1.00
CKCS6045-82uH/M	82±20%	0.520	1.05	0.90
CKCS6045-100uH/M	100±20%	0.563	0.95	0.80
CKCS6045-120uH/M	120±20%	0.629	0.85	0.77
CKCS6045-150uH/M	150±20%	0.754	0.80	0.70
CKCS6045-220uH/M	220±20%	1.084	0.70	0.59
CKCS6045-330uH/M	330±20%	1.651	0.57	0.57
CKCS6045-470uH/M	470±20%	2.340	0.50	0.42
CKCS6045-680uH/M	680±20%	3.250	0.42	0.33

Remark:

1. All test data is reference to 25℃ ambient.
2. Inductance Tested at 100kHz,1Vrms
3. Isat: DC current at which the inductance drops approximate 30% from its value without current;
4. Irms: DC current that causes the temperature rise (△T ≤40℃) from 25℃ ambient.
5. Operating Temperature : -40℃ ~ +125℃(Including self - temperature rise)
6. CKCS6045-470uH~680uH Absolute maximum voltage: DC 100V

CKCS8040

Part Number 型号	Inductance 电感值(μH)	DCR 直流电阻(Ω)	Isat 饱和电流(A)	Irms 温升电流(A)
		Max.	Max.	Max.
CKCS8040-1uH/N	1±30%	0.010	9.85	6.30
CKCS8040-1.5uH/N	1.5±30%	0.013	8.15	5.65
CKCS8040-2.2uH/N	2.2±30%	0.016	7.10	5.15
CKCS8040-3.3uH/M	3.3±20%	0.022	6.50	4.40
CKCS8040-4.7uH/M	4.7±20%	0.025	5.90	4.10
CKCS8040-6.8uH/M	6.8±20%	0.031	4.55	3.60
CKCS8040-8.2uH/M	8.2±20%	0.034	4.20	3.45
CKCS8040-10uH/M	10±20%	0.055	3.60	3.30
CKCS8040-15uH/M	15±20%	0.061	2.95	2.60
CKCS8040-22uH/M	22±20%	0.090	2.40	2.10
CKCS8040-33uH/M	33±20%	0.126	2.05	1.80
CKCS8040-47uH/M	47±20%	0.177	1.75	1.55
CKCS8040-56uH/M	56±20%	0.234	1.55	1.30
CKCS8040-68uH/M	68±20%	0.255	1.45	1.25
CKCS8040-82uH/M	82±20%	0.293	1.30	1.15
CKCS8040-100uH/M	100±20%	0.377	1.15	1.00
CKCS8040-120uH/M	120±20%	0.434	1.12	0.95
CKCS8040-150uH/M	150±20%	0.533	1.00	0.85
CKCS8040-220uH/M	220±20%	0.845	0.85	0.75
CKCS8040-330uH/M	330±20%	1.156	0.68	0.64
CKCS8040-470uH/M	470±20%	1.638	0.60	0.54
CKCS8040-680uH/M	680±20%	2.600	0.50	0.45

Remark:

1. All test data is reference to 25℃ ambient.
2. Inductance Tested at 100kHz,1Vrms
3. Isat: DC current at which the inductance drops approximate 30% from its value without current;
4. Irms: DC current that causes the temperature rise (△T ≤40℃) from 25℃ ambient.
5. Operating Temperature : -40℃ ~ +125℃(Including self - temperature rise)
6. CKCS8040-470uH~680uH Absolute maximum voltage: DC 100V

CKCS8060

Part Number 型号	Inductance 电感值(μH)	DCR 直流电阻(Ω)	Isat 饱和电流(A)	Irms 温升电流(A)
		Max.	Max.	Max.
CKCS8060-10uH/M	10±20%	0.046	5.00	3.20
CKCS8060-22uH/M	22±20%	0.078	3.00	2.80
CKCS8060-33uH/M	33±20%	0.111	2.50	1.90
CKCS8060-47uH/M	47±20%	0.163	1.85	1.60
CKCS8060-82uH/M	82±20%	0.299	1.30	1.20
CKCS8060-100uH/M	100±20%	0.325	1.20	0.91
CKCS8060-150uH/M	150±20%	0.455	1.15	0.90
CKCS8060-220uH/M	220±20%	0.754	1.10	0.88
CKCS8060-330uH/M	330±20%	1.040	0.90	0.68
CKCS8060-470uH/M	470±20%	1.560	0.80	0.50
CKCS8060-680uH/M	680±20%	2.080	0.70	0.48

Remark:

1. All test data is reference to 25℃ ambient.
2. Inductance Tested at 100kHz,1Vrms
3. Isat: DC current at which the inductance drops approximate 30% from its value without current;
4. Irms: DC current that causes the temperature rise (△T ≤40℃) from 25℃ ambient.
5. Operating Temperature : -40℃ ~ +125℃(Including self - temperature rise)
6. CKCS8060-470uH~680uH Absolute maximum voltage: DC 100V

PACKAGING SPECIFICATION 包装规格

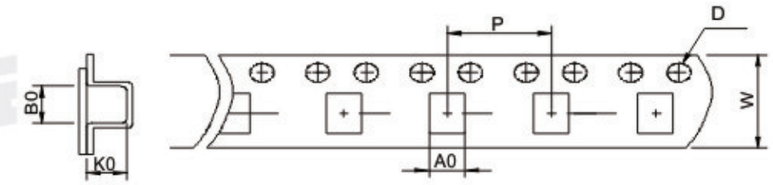

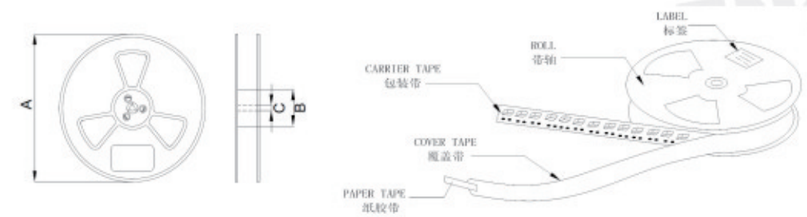

TYPE(型号)	Tape Dimension 载带尺寸(mm)						Reel Dimension 卷盘尺寸 (mm)			Quantity (Pcs/Reel) 数量 (个/卷)
	W	A0	B0	K0	D	P	A	B	C	
CKCS201610	8	1.9	2.2	1.2	1.5	4	178	58	13	2000
CKCS252010	8	2.4	2.8	1.3	1.5	4	178	58	13	2000
CKCS252012	8	2.45	2.75	1.55	1.5	4	178	58	13	2000
CKCS3012	8	3.3	3.3	1.6	1.5	4	178	58	13	2000
CKCS3015	8	3.3	3.3	1.85	1.5	4	178	58	13	2000
CKCS4018	12	4.3	4.3	2	1.5	8	330	100	13	3000
CKCS4020	12	4.3	4.3	2.2	1.5	8	330	100	13	3000
CKCS4030	12	4.3	4.3	3.2	1.5	8	330	100	13	2000
CKCS5020	12	5.3	5.3	2.3	1.5	8	330	100	13	3000
CKCS5040	12	5.3	5.3	4.2	1.5	8	330	100	13	1500
CKCS6020	16	6.4	6.4	2.2	1.5	8	330	100	13	2500
CKCS6028	16	6.4	6.4	3.1	1.5	8	330	100	13	2000
CKCS6045	16	6.4	6.4	4.75	1.5	8	330	100	13	1500
CKCS8040	16	8.4	8.4	4.2	1.5	12	330	100	13	1000
CKCS8060	16	8.4	8.4	6.5	1.5	12	330	100	13	800

磁胶电感 CKCSA 系列

MAGNETIC GLUE INDUCTOR CKCSA SERIES

● FEATURES 特性

1.表面贴装,小型、超薄电感器, 大功率,高饱和,低电阻之特性,合金材质磁芯。
he inductor designed as surface mounting , smallest and thinnest with high power,
high saturation and low resistance,Alloy Core
2.磁性胶水涂敷结构极大减少了噪声, 闭合磁路结构设计,漏磁少,抗EMI能力强。
Magnetic-resin shielded structure reduces buzz noise to ultra-low levels ,
Closed magnetic circuit structure reduces magnetic leakage flux , high performance of anti-EMI.

● APPLICATIONS 用途

PAD,笔记本电脑,服务器,音箱,网通,安防,手机,智能家居,储能设备等
PAD,Notebook,Server,audio,netcom,security,mobile phone,smart home,Energy product...

● Part NumberING SYSTEM 型号系统

CKCSA 4020 2.2μH M

- M → 4.TOLERANCE CODE公差 J.±5%,K:±10%,L:±15% M±20%,P:±25%,N:±30%
- 2.2μH → 3.INDUCTANCE电感值
- 4020 → 2.DIMENSIONS 尺寸
- CKCSA → 1.SERIES NAME型号

● SHAPES AND DIMENSIONS 外形尺寸 (Unit:mm)

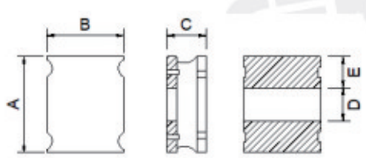

Fig 1

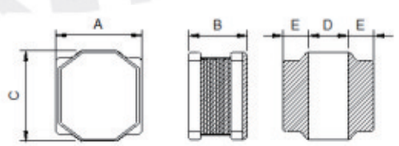

Fig 2

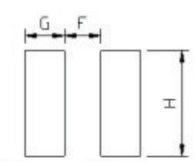

Recommended patterns

TYPE(型号)	A	B	C	D	E	F	G	H	Fig
CKCSA201610	2.0±0.3	1.6±0.3	1.05 Max.	0.8±0.2	0.6±0.2	0.4	1.2	2.2	1
CKCSA252010	2.5±0.3	2.0±0.3	1.05 Max.	0.94±0.3	0.83±0.3	0.4	1.4	2.5	1
CKCSA252012	2.5±0.3	2.0±0.3	1.25 Max.	0.94±0.3	0.83±0.3	0.4	1.4	2.5	1
CKCSA4020	4.0±0.2	2.0 Max.	4.0±0.2	1.4±0.3	1.3±0.3	0.9	1.9	3.7	2

SPECIFICATION TABLE 规格特性表

CKCSA201610

Part Number 型号	Inductance 电感值(μH)	DCR 直流电阻 (Ω) Max.	Isat 饱和电流(A) Max.	Irms 温升电流(A) Max.
CKCSA201610-0.47uH/N-011	0.47±30%	0.07	4.00	2.35
CKCSA201610-0.68uH/N	0.68±30%	0.072	3.50	2.30
CKCSA201610-1uH/N	1±30%	0.115	2.80	1.85
CKCSA201610-1.5uH/N	1.5±30%	0.155	1.95	1.50
CKCSA201610-2.2uH/M	2.2±20%	0.185	1.70	1.30
CKCSA201610-4.7uH/M	4.7±20%	0.39	1.20	0.95

CKCSA252010

Part Number 型号	Inductance 电感值(μH)	DCR 直流电阻 (Ω) Max.	Isat 饱和电流(A) Max.	Irms 温升电流(A) Max.
CKCSA252010-0.47uH/N-010	0.47±30%	0.078	4.00	2.70
CKCSA252010-0.68uH/N-010	0.68±30%	0.092	3.00	2.50
CKCSA252010-1uH/N-010	1±30%	0.11	2.80	2.00
CKCSA252010-1.5uH/N-010	1.5±30%	0.13	2.10	1.80
CKCSA252010-2.2uH/M	2.2±20%	0.155	1.90	1.50
CKCSA252010-3.3uH/M	3.3±20%	0.235	1.60	1.20
CKCSA252010-4.7uH/M	4.7±20%	0.276	1.30	1.10

Remark:

1. All test data is reference to 25℃ ambient.
2. Inductance Tested at 1MHz,0.2Vrms
3. Isat: Max.Value, DC current at which the inductance drops less than 30% from its value without current; Typ. Value, DC current at which the inductance drops 30% from its value without current.
4. Irms: For Max. Value, ΔT < 40℃; for Typ. Value, ΔT is approximate 40℃.
5. Operating Temperature : -40℃ ~ +125℃(Including self - temperature rise)
6. Absolute maximum voltage: DC 15V

CKCSA252012

Part Number 型号	Inductance 电感值(μH)	DCR 直流电阻 (Ω)	Isat 饱和电流(A)	Irms 温升电流(A)
		Max.	Max.	Max.
CKCSA252012-0.47uH/N-010	0.47±30%	0.085	4.90	2.80
CKCSA252012-0.68uH/N-010	0.68±30%	0.098	3.70	2.60
CKCSA252012-1uH/N-010	1±30%	0.102	3.00	2.50
CKCSA252012-1.5uH/N	1.5±30%	0.104	2.90	2.40
CKCSA252012-2.2uH/M	2.2±20%	0.12	2.30	1.90
CKCSA252012-3.3uH/M	3.3±20%	0.163	1.70	1.80
CKCSA252012-4.7uH/M	4.7±20%	0.26	1.60	1.25
CKCSA252012-6.8uH/M	6.8±20%	0.366	1.15	0.95
CKCSA252012-10uH/M	10±20%	0.48	1.10	0.85

CKCSA4020

Part Number 型号	Inductance 电感值(μH)	DCR 直流电阻 (Ω)	Isat 饱和电流(A)	Irms 温升电流(A)
		Max.	Max.	Max.
CKCSA4020-1uH/N	1±30%	0.036	7.80	5.20
CKCSA4020-1.5uH/N	1.5±30%	0.043	7.40	4.60
CKCSA4020-2.2uH/M	2.2±20%	0.056	6.10	4.30
CKCSA4020-3.3uH/M	3.3±20%	0.090	4.70	3.00
CKCSA4020-4.7uH/M	4.7±20%	0.110	4.00	2.85
CKCSA4020-6.8uH/M	6.8±20%	0.156	3.00	2.40
CKCSA4020-8.2uH/M	8.2±20%	0.230	3.00	2.20
CKCSA4020-10uH/M	10±20%	0.240	2.80	2.00
CKCSA4020-22uH/M	22±20%	0.430	1.50	1.35

Remark:

1. All test data is reference to 25℃ ambient.
2. Inductance Tested at 1MHz,0.2Vrms
3. Isat: Max.Value, DC current at which the inductance drops less than 30% from its value without current; Typ. Value, DC current at which the inductance drops 30% from its value without current.
4. Irms: For Max. Value, ΔT < 40℃; for Typ. Value, ΔT is approximate 40℃.
5. Operating Temperature : -40℃ ~ +125℃(Including self - temperature rise)
6. Absolute maximum voltage: DC 15V

PACKAGING SPECIFICATION 包装规格

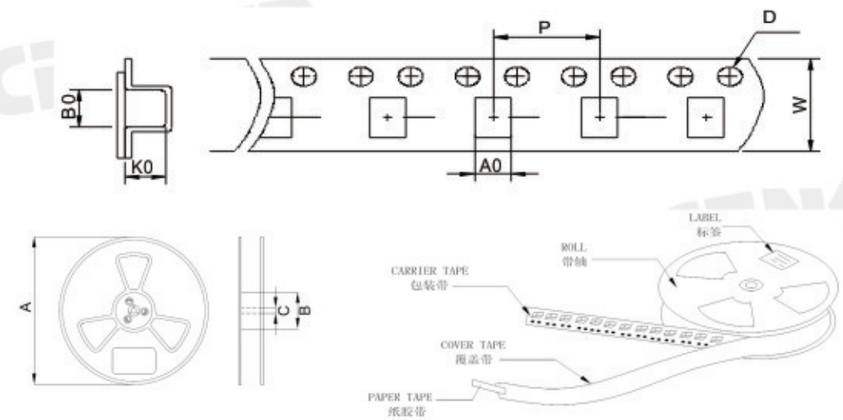

TYPE(型号)	Tape Dimension 载带尺寸(mm)						Reel Dimension 卷盘尺寸 (mm)			Quantity (Pcs/Reel) 数量 (个/卷)
	W	A0	B0	K0	D	P	A	B	C	
CKCSA201610	8	1.9	2.2	1.2	1.5	4	178	58	13	2000
CKCS252010	8	2.4	2.8	1.3	1.5	4	178	58	13	2000
CKCS252012	8	2.45	2.75	1.55	1.5	4	178	58	13	2000
CKCS4020	12	4.3	4.3	2.4	1.5	8	330	100	13	3000

磁屏蔽电感 CKCH 系列

SHIELD POWER INDUCTOR CKCH Series

● FEATURES 特性

Various high power inductors are superior to be high saturation for surface mounting.
具有高功率、高饱和电流、低电阻特性。

● APPLICATIONS 用途

Power supply for TVR,OA equipment,audio,LED television,
communicaton equipments,DC/DC converters,etc.
录影机，OA仪器，音箱，LED电视，通信设备，DC/DC转换器

● Part NumberING SYSTEM 型号系统

CKCH 127 10μH M

- M — 4.TOLERANCE CODE公差 J.±5%,K:±10%,L:±15% M±20%,P:±25%,N:±30%
- 10μH — 3.INDUCTANCE电感值
- 127 — 2.DIMENSIONS 尺寸
- CKCH — 1.SERIES NAME型号

● SHAPES AND DIMENSIONS 外形尺寸 (Unit:mm)

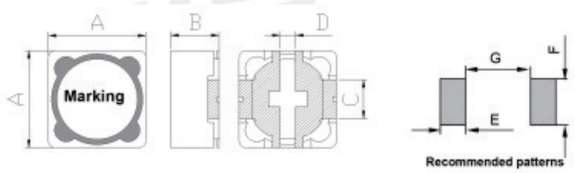

TYPE(型号)	A(Max)	B(Max)	C(Ref.)	D(Ref.)	E	F	G
CKCH74	7.8	4.5	2.7	1.2	1.6	3.1	4.0
CKCH105	10.5	5.0	4.6	1.6	2.3	5.0	6.6
CKCH124	12.5	5.0	5.0	1.9	2.8	5.4	7.0
CKCH125	12.5	6.0	5.0	1.9	2.8	5.4	7.0
CKCH127	12.5	8.0	5.0	1.9	2.8	5.4	7.0
CKCH129	12.5	10.5	5.0	1.9	2.8	5.4	7.0
CKCH1510	15.5	11.5	5.0	1.9	2.8	5.2	9.7

SPECIFICATION TABLE 规格特性表

CKCH74

Part Number 型号	Inductance 电感值(μH)	DCR 直流电阻(Ω)	IDC 额定电流(A)
		Max.	Max.
CKCH74-1.5uH/N	1.5±30%	0.028	3.50
CKCH74-2.2uH/N	2.2±30%	0.03	3.30
CKCH74-3.3uH/N	3.3±30%	0.045	3.00
CKCH74-4.7uH/M	4.7±20%	0.048	2.80
CKCH74-6.8uH/M	6.8±20%	0.054	2.70
CKCH74-10uH/M	10±20%	0.075	2.00
CKCH74-15uH/M	15±20%	0.10	1.80
CKCH74-22uH/M	22±20%	0.14	1.30
CKCH74-33uH/M	33±20%	0.19	1.20
CKCH74-47uH/M	47±20%	0.28	1.00
CKCH74-68uH/M	68±20%	0.40	0.69
CKCH74-100uH/M	100±20%	0.60	0.60
CKCH74-150uH/M	150±20%	0.75	0.58
CKCH74-220uH/M	220±20%	1.20	0.45
CKCH74-330uH/M	330±20%	1.90	0.35
CKCH74-470uH/M	470±20%	2.50	0.30
CKCH74-680uH/M	680±20%	3.50	0.26
CKCH74-820uH/M	820±20%	4.60	0.22
CKCH74-1mH/M	1000±20%	6.00	0.18

CKCH105

Part Number 型号	Inductance 电感值(μH)	DCR 直流电阻(Ω)	IDC 额定电流(A)
		Max.	Max.
CKCH105-4.7uH/N	4.7±30%	0.03	5.00
CKCH105-6.8uH/M	6.8±20%	0.045	4.20
CKCH105-10uH/M	10±20%	0.06	4.00
CKCH105-15uH/M	15±20%	0.07	3.50
CKCH105-22uH/M	22±20%	0.12	2.50
CKCH105-33uH/M	33±20%	0.155	2.00
CKCH105-47uHM	47±20%	0.22	1.30
CKCH105-68uHM	68±20%	0.30	1.20
CKCH105-100uH/M	100±20%	0.45	1.00
CKCH105-1mH/M	1000±20%	4.30	0.10

Remark:

1. All test data is reference to 25℃ ambient.
2. Inductance Tested at 100kHz,0.25Vrms
3. IDC: DC current at which the inductance drops approximate 20% from its value without current;
4. Operating Temperature : -40℃ ~ +125℃(Including self - temperature rise)

CKCH124

Part Number 型号	Inductance 电感值(μH)	DCR 直流电阻(Ω) Max.	IDC 额定电流(A) Max.
CKCH124-4.7uH/N	4.7±30%	0.029	4.80
CKCH124-6.8uH/M	6.8±20%	0.03	4.50
CKCH124-8.2uH/M	8.2±20%	0.045	4.30
CKCH124-10uH/M	10±20%	0.048	3.50
CKCH124-15uH/M	15±20%	0.067	3.20
CKCH124-22uHM	22±20%	0.075	2.50
CKCH124-33uH/M	33±20%	0.11	2.00
CKCH124-47uH/M	47±20%	0.19	1.50
CKCH124-68uH/M	68±20%	0.24	1.20
CKCH124-100uH/M	100±20%	0.30	1.00
CKCH124-150uH/M	150±20%	0.55	0.95
CKCH124-220uH/M	220±20%	0.67	0.60
CKCH124-330uH/M	330±20%	1.10	0.58
CKCH124-470uH/M	470±20%	1.50	0.40
CKCH124-1.5mH/M	1500±20%	3.90	0.29
CKCH124-2mH/M	2000±20%	5.70	0.22

Remark:

1. All test data is reference to 25℃ ambient.
2. Inductance Tested at 100kHz,0.25Vrms
3. IDC: DC current at which the inductance drops approximate 20% from its value without current;
4. Operating Temperature : -40℃ ~ +125℃(Including self - temperature rise)

CKCH125

Part Number 型号	Inductance 电感值(μH)	DCR 直流电阻(Ω) Max.	IDC 额定电流(A) Max.
CKCH125-2.2uH/N	2.2±30%	0.015	8.50
CKCH125-3.3uH/N	3.3±30%	0.019	8.00
CKCH125-4.7uH/M	4.7±20%	0.020	7.00
CKCH125-6.8uH/M	6.8±20%	0.024	6.50
CKCH125-10uH/M	10±20%	0.030	5.00
CKCH125-15uH/M	15±20%	0.045	4.50
CKCH125-22uH/M	22±20%	0.055	3.60
CKCH125-33uH/M	33±20%	0.080	2.60
CKCH125-47uH/M	47±20%	0.120	2.20
CKCH125-68uH/M	68±20%	0.153	1.95
CKCH125-82uH/M	82±20%	0.175	1.90
CKCH125-100uH/M	100±20%	0.245	1.80
CKCH125-150uH/M	150±20%	0.320	1.30
CKCH125-220uH/M	220±20%	0.450	1.00
CKCH125-330uH/M	330±20%	0.560	0.80
CKCH125-470uH/M	470±20%	0.850	0.60
CKCH125-560uH/M	560±20%	1.100	0.58
CKCH125-680uH/M	680±20%	1.250	0.50
CKCH125-820uH/M	820±20%	1.600	0.40
CKCH125-1mH/M	1000±20%	1.900	0.30
CKCH125-2mH/M	2000±20%	3.650	0.28

Remark:

1. All test data is reference to 25℃ ambient.
2. Inductance Tested at 100kHz,0.25Vrms
3. IDC: DC current at which the inductance drops approximate 20% from its value without current;
4. Operating Temperature : -40℃ ~ +125℃(Including self - temperature rise)

CKCH127

Part Number 型号	Inductance 电感值(μH)	DCR 直流电阻(Ω)	IDC 额定电流(A)
		Max.	Max.
CKCH127-4.7uH/M	4.7±20%	0.025	7.00
CKCH127-6.8uH/M	6.8±20%	0.03	5.80
CKCH127-10uH/M-B62	10±20%	0.037	5.00
CKCH127-15uH/M	15±20%	0.04	4.50
CKCH127-22uHM	22±20%	0.055	4.00
CKCH127-33uH/M	33±20%	0.065	3.00
CKCH127-47uH/M	47±20%	0.10	2.80
CKCH127-68uH/M	68±20%	0.148	2.50
CKCH127-82uH/M	82±20%	0.165	1.95
CKCH127-100uH/M	100±20%	0.21	1.80
CKCH127-120uHM	120±20%	0.23	1.60
CKCH127-150uH/M	150±20%	0.28	1.50
CKCH127-220uH/M	220±20%	0.45	1.20
CKCH127-330uH/M	330±20%	0.636	1.00
CKCH127-470uH/M	470±20%	0.90	0.85
CKCH127-560uH/M	560±20%	1.27	0.70
CKCH127-680uH/M	680±20%	1.45	0.60
CKCH127-820uH/M	820±20%	1.70	0.50
CKCH127-1mH/M	1000±20%	2.10	0.48
CKCH127-2mH/M	2000±20%	4.00	0.45

Remark:

1. All test data is reference to 25℃ ambient.
2. Inductance Tested at 100kHz,0.25Vrms
3. IDC: DC current at which the inductance drops approximate 20% from its value without current;
4. Operating Temperature : -40℃ ~ +125℃(Including self - temperature rise)

CKCH129

Part Number 型号	Inductance 电感值(μH)	DCR 直流电阻(Ω)	IDC 额定电流(A)
		Max.	Max.
CKCH129-4.7uH/M	4.7±20%	0.018	9.50
CKCH129-6.8uH/M	6.8±20%	0.023	9.00
CKCH129-10uH/M	10±20%	0.03	6.00
CKCH129-15uH/M	15±20%	0.035	5.50
CKCH129-22uH/M	22±20%	0.053	5.00
CKCH129-33uH/M	33±20%	0.07	4.50
CKCH129-47uH/M	47±20%	0.12	4.00
CKCH129-68uH/M	68±20%	0.145	3.00
CKCH129-100uH/M	100±20%	0.18	2.50
CKCH129-150uH/M	150±20%	0.31	2.00
CKCH129-220uH/M	220±20%	0.35	1.80
CKCH129-330uH/M	330±20%	0.48	1.60
CKCH129-470uH/M	470±20%	0.95	1.50
CKCH129-820uH/M	820±20%	1.40	1.00
CKCH129-1mH/M	1000±20%	1.56	0.80
CKCH129-1.5mH/M	1500±20%	2.30	0.60
CKCH129-2.2mH/M	2200±20%	3.00	0.50
CKCH129-3mH/M	3000±20%	4.70	0.40

CKCH1510

Part Number 型号	Inductance 电感值(μH)	DCR 直流电阻(Ω)	IDC 额定电流(A)
		Max.	Max.
CKCH1510-10uH/M	10±20%	0.02	10.00
CKCH1510-22uH/M	22±20%	0.026	8.50
CKCH1510-33uH/M	33±30%	0.045	4.50
CKCH1510-47uH/M	47±30%	0.055	4.00
CKCH1510-68uH/M	68±20%	0.080	3.00
CKCH1510-100uH/M	100±20%	0.12	2.00
CKCH1510-150uH/M	150±20%	0.15	1.80

Remark:

1. All test data is reference to 25℃ ambient.
2. Inductance Tested at 100kHz,0.25Vrms
3. IDC: DC current at which the inductance drops approximate 20% from its value without current;
4. Operating Temperature : -40℃ ~ +125℃(Including self - temperature rise)

PACKAGING SPECIFICATION 包装规格

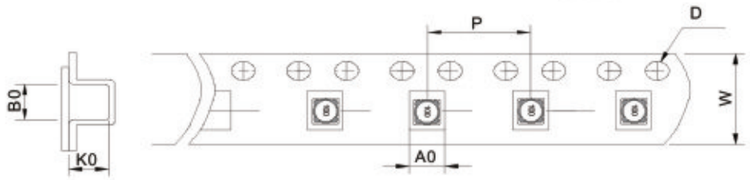

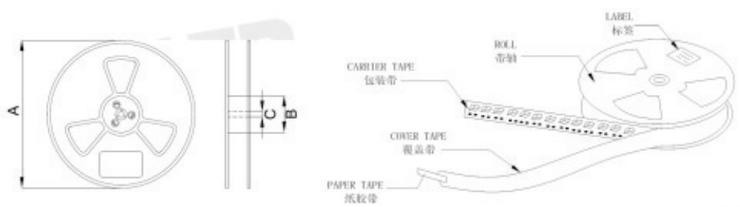

TYPE(型号)	Tape Dimension 载带尺寸(mm)						Reel Dimension 卷盘尺寸 (mm)			Quantity (Pcs/Reel) 数量 (个/卷)
	W	A0	B0	K0	D	P	A	B	C	
CKCH74	16.0	7.8	7.8	4.8	1.5	12.0	330	100	13	1000
CKCH105	24.0	11.0	11.0	5.2	1.5	16.0	330	100	13	750
CKCH124	24.0	13.0	13.0	5.2	1.5	16.0	330	100	13	800
CKCH125	24.0	13.0	13.0	6.3	1.5	16.0	330	100	13	500
CKCH127	24.0	12.7	12.7	8.3	1.5	16.0	330	100	13	500
CKCH129	24.0	12.7	12.7	10.8	1.5	20.0	330	100	13	300
CKCH1510	24.0	15.3	15.3	11.8	1.5	20.0	330	100	13	200

磁屏蔽电感 CKCD 系列

SHIELD POWER INDUCTOR CKCD Series

● FEATURES 特性

Various high power inductors are superior to be high saturation for surface mounting.
具有高功率、高饱和电流、低电阻特性。

● APPLICATIONS 用途

Power supply for TVR,OA equipment,audio,LED television ,
communicaton equipments,DC/DC converters,etc.
录影机，OA仪器，音箱，LED电视，通信设备，DC/DC转换器

● Part NumberING SYSTEM 型号系统

CKCD 3D16 10μH M

- 4.TOLERANCE CODE公差 J.±5%,K:±10%,L:±15% M±20%,P:±25%,N:±30%
- 3.INDUCTANCE电感值
- 2.DIMENSIONS 尺寸
- 1.SERIES NAME型号

● SHAPES AND DIMENSIONS 外形尺寸 (Unit:mm)

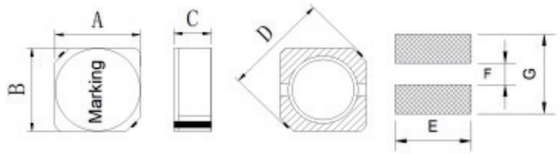

Recommended patterns

TYPE(型号)	A	B	C(Max)	D(Max)	E	F	G
CKCD3D16	3.8±0.5	3.8±0.5	2.1	5.5	4.3	1.0	4.3
CKCD4D18	4.7±0.5	4.7±0.5	2.1	6.9	5.3	1.5	5.3
CKCD4D28	4.7±0.5	4.7±0.5	3.5	6.9	5.3	1.5	5.3
CKCD5D28	5.7±0.5	5.7±0.5	3.2	8.2	6.3	2.0	6.3
CKCD6D28	6.7±0.5	6.7±0.5	3.2	9.5	7.3	2.0	7.3
CKCD6D38	6.7±0.5	6.7±0.5	4.2	9.5	7.3	2.0	7.3

SPECIFICATION TABLE 规格特性表

CKCD3D16

Part Number 型号	Inductance 电感值(μH)	DCR 直流电阻(Ω)	IDC 额定电流(A)
		Max.	Max.
CKCD3D16-2.2uH/N	2.2±30%	0.100	1.20
CKCD3D16-3.3uH/N	3.3±30%	0.140	1.00
CKCD3D16-4.7uH/N	4.7±30%	0.150	0.90
CKCD3D16-6.8uH/M	6.8±20%	0.170	0.73
CKCD3D16-10uH/M	10±20%	0.400	0.60
CKCD3D16-15uH/M	15±20%	0.450	0.45
CKCD3D16-22uH/M	22±20%	0.500	0.40

CKCD4D18

Part Number 型号	Inductance 电感值(μH)	DCR 直流电阻(Ω)	IDC 额定电流(A)
		Max.	Max.
CKCD4D18-2.2uH/N	2.2±30%	0.070	1.50
CKCD4D18-3.3uH/N	3.3±30%	0.110	1.00
CKCD4D18-4.7uH/M	4.7±20%	0.120	0.80
CKCD4D18-6.8uH/M	6.8±20%	0.162	0.70
CKCD4D18-10uH/M	10±20%	0.180	0.65
CKCD4D18-15uH/M	15±20%	0.290	0.60
CKCD4D18-22uH/M	22±20%	0.450	0.50
CKCD4D18-33uH/M	33±20%	0.680	0.40
CKCD4D18-47uH/M	47±20%	0.950	0.30

Remark:

1. All test data is reference to 25℃ ambient.
2. Inductance Tested at 100kHz,0.25Vrms
3. IDC: DC current at which the inductance drops approximate 20% from its value without current;
4. Operating Temperature : -40℃ ~ +125℃(Including self - temperature rise)

CKCD4D28

Part Number 型号	Inductance 电感值(μH)	DCR 直流电阻(Ω)	IDC 额定电流(A)
		Max.	Max.
CKCD4D28-2.2uH/N	2.2±30%	0.050	1.80
CKCD4D28-3.3uH/N	3.3±30%	0.060	1.60
CKCD4D28-4.7uH/M	4.7±20%	0.065	1.50
CKCD4D28-6.8uH/M	6.8±20%	0.080	1.10
CKCD4D28-10uH/M	10±20%	0.130	0.90
CKCD4D28-22uH/M	22±20%	0.220	0.60
CKCD4D28-33uH/M	33±20%	0.350	0.50
CKCD4D28-47uH/M	47±20%	0.450	0.40
CKCD4D28-68uH/M	68±20%	0.700	0.35
CKCD4D28-100uH/M	100±20%	0.900	0.30
CKCD4D28-150uH/M	150±20%	1.200	0.20
CKCD4D28-220uH/M	220±20%	1.800	0.15

Remark:

1. All test data is reference to 25℃ ambient.
2. Inductance Tested at 100kHz,0.25Vrms
3. IDC: DC current at which the inductance drops approximate 20% from its value without current;
4. Operating Temperature : -40℃ ~ +125℃(Including self - temperature rise)

CKCD5D28

Part Number 型号	Inductance 电感值(μH)	DCR 直流电阻(Ω) Max.	IDC 额定电流(A) Max.
CKCD5D28-2.2uH/N	2.2±30%	0.035	2.00
CKCD5D28-3.3uH/N	3.3±30%	0.060	1.90
CKCD5D28-4.7uH/M	4.7±20%	0.065	1.50
CKCD5D28-6.8uH/M	6.8±20%	0.075	1.25
CKCD5D28-10uH/M	10±20%	0.090	1.00
CKCD5D28-15uH/M	15±20%	0.110	0.80
CKCD5D28-22uH/M	22±20%	0.170	0.70
CKCD5D28-33uH/M	33±20%	0.265	0.50
CKCD5D28-47uH/M	47±20%	0.300	0.45
CKCD5D28-68uH/M	68±20%	0.600	0.40
CKCD5D28-100uH/M	100±20%	0.700	0.30
CKCD5D28-120uH/M	120±20%	0.800	0.25
CKCD5D28-220uH/M	220±20%	1.500	0.20

Remark:

1. All test data is reference to 25℃ ambient.
2. Inductance Tested at 100kHz,0.25Vrms
3. IDC: DC current at which the inductance drops approximate 20% from its value without current;
4. Operating Temperature : -40℃ ~ +125℃(Including self - temperature rise)

CKCD6D28

Part Number 型号	Inductance 电感值(μH)	DCR 直流电阻(Ω) Max.	IDC 额定电流(A) Max.
CKCD6D28-2.2uH/N	2.2±30%	0.040	2.80
CKCD6D28-3.3uH/N	3.3±30%	0.045	2.20
CKCD6D28-4.7uH/M	4.7±20%	0.060	1.80
CKCD6D28-6.8uH/M	6.8±20%	0.070	1.50
CKCD6D28-10uH/M	10±20%	0.080	1.30
CKCD6D28-15uH/M	15±20%	0.110	0.90
CKCD6D28-22uH/M	22±20%	0.145	0.80
CKCD6D28-33uH/M	33±20%	0.220	0.60
CKCD6D28-47uH/M	47±20%	0.270	0.50
CKCD6D28-100uH/M	100±20%	0.700	0.40
CKCD6D28-150uH/M	150±20%	0.950	0.38

CKCD6D38

Part Number 型号	Inductance 电感值(μH)	DCR 直流电阻(Ω) Max.	IDC 额定电流(A) Max.
CKCD6D38-2.2uH/N	2.2±30%	0.033	3.00
CKCD6D38-3.3uH/N	3.3±30%	0.035	2.80
CKCD6D38-4.7uH/M	4.7±20%	0.040	2.30
CKCD6D38-6.8uH/M	6.8±20%	0.050	2.00
CKCD6D38-10uH/M	10±20%	0.070	1.80
CKCD6D38-15uH/M	15±20%	0.105	1.50
CKCD6D38-22uH/M	22±20%	0.160	1.30
CKCD6D38-33uH/M	33±20%	0.170	1.00
CKCD6D38-47uH/M	47±20%	0.250	0.90
CKCD6D38-68uH/M	68±20%	0.270	0.60
CKCD6D38-100uH/M	100±20%	0.400	0.40
CKCD6D38-150uH/M	150±20%	0.850	0.35
CKCD6D38-220uH/M	220±20%	1.050	0.30
CKCD6D38-330uH/M	330±20%	1.60	0.20
CKCD6D38-470uH/M	470±20%	2.50	0.25

Remark:

1. All test data is reference to 25℃ ambient.
2. Inductance Tested at 100kHz,0.25Vrms
3. IDC: DC current at which the inductance drops approximate 20% from its value without current;
4. Operating Temperature : -40℃ ~ +125℃(Including self - temperature rise)

磁屏蔽电感 CKCD8D43 系列

SMD POWER INDUCTOR CKCD8D43 Series

● FEATURES 特性

Various high power inductors are superior to be high saturation for surface mounting.
具有高功率、高饱和电流、低电阻特性。

● APPLICATIONS 用途

Power supply for TVR,OA equipment Digltal camera,LCD television set notebook PC, portable communicaton equipments,DC/DC converters,etc.
录影机，OA仪器，数码相机，液晶电视，笔记本电脑，小型通信设备，DC/DC转换器。

● Part NumberING SYSTEM 型号系统

CKCD 8D43 10μH M

- M — 4.TOLERANCE CODE公差 J.±5%,K:±10%,L:±15% M±20%,P:±25%,N:±30%
- 10μH — 3.INDUCTANCE电感值
- 8D43 — 2.DIMENSIONS 尺寸
- CKCD — 1.SERIES NAME型号

● SHAPES AND DIMENSIONS 外形尺寸 (Unit:mm)

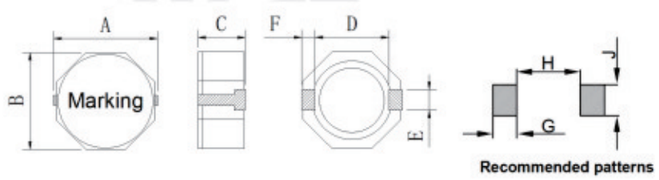

TYPE(型号)	A(Max)	B(Max)	C(Max)	D(Ref.)	E(Ref.)	F(Ref.)	G	H	J
CKCD8D43	10.2	8.5	5.0	6.0	2.5	1.2	2.0	6.1	2.8

SPECIFICATION TABLE 规格特性表

CKCD8D43

Part Number 型号	Inductance 电感值(μH)	DCR 直流电阻(Ω) Max.	IDC 额定电流(A) Max.
CKCD8D43-4.7uH/N	4.7±30%	0.040	2.80
CKCD8D43-6.8uH/M	6.8±20%	0.050	2.50
CKCD8D43-10uH/M	10±20%	0.060	2.30
CKCD8D43-15uH/M	15±20%	0.080	2.10
CKCD8D43-22uH/M	22±20%	0.105	1.80
CKCD8D43-33uH/M	33±20%	0.140	1.20
CKCD8D43-47uH/M	47±20%	0.200	1.00
CKCD8D43-68uH/M	68±20%	0.270	0.95
CKCD8D43-100uH/M	100±20%	0.390	0.80
CKCD8D43-150uH/M	150±20%	0.500	0.60
CKCD8D43-220uH/M	220±20%	0.680	0.50
CKCD8D43-330uH/M	330±20%	1.00	0.35
CKCD8D43-680uH/M	680±20%	2.00	0.20

Remark:

1. All test data is reference to 25℃ ambient.
2. Inductance Tested at 100kHz,0.25Vrms
3. IDC: DC current at which the inductance drops approximate 20% from its value without current;
4. Operating Temperature : -40℃ ~ +125℃(Including self - temperature rise)

PACKAGING SPECIFICATION 包装规格

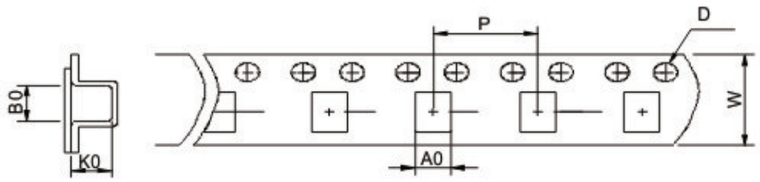

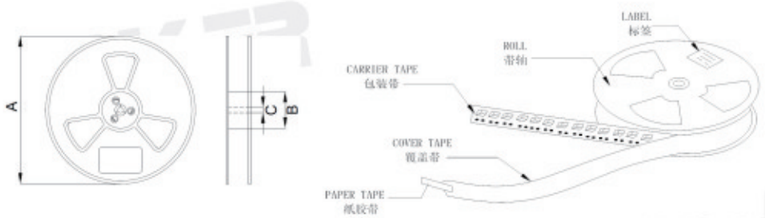

TYPE(型号)	Tape Dimension 载带尺寸(mm)						Reel Dimension 卷盘尺寸 (mm)			Quantity (Pcs/Reel) 数量 (个/卷)
	W	A0	B0	K0	D	P	A	B	C	
CKCD3D16	12.0	4.2	4.2	2.4	1.5	8.0	330	100	13	3000
CKCD4D18	12.0	5.4	5.4	2.5	1.5	8.0	330	100	13	3000
CKCD4D28	12.0	5.5	5.5	3.8	1.5	8.0	330	100	13	2000
CKCD5D28	16.0	6.1	6.1	3.2	1.5	8.0	330	100	13	2000
CKCD6D28	16.0	7.2	7.2	3.5	1.5	12.0	330	100	13	1500
CKCD6D38	16.0	7.6	7.6	4.5	1.5	12.0	330	100	13	1000
CKCD8D43	24.0	8.4	9.3	5.2	1.5	12.0	330	100	13	1000

磁屏蔽电感 CKCBA 系列

SHIELD POWER INDUCTOR CKCBA Series

● FEATURES 特性

Various high power inductors are superior to be high saturation for surface mounting.
具有高功率、高饱和电流、低电阻特性。

● APPLICATIONS 用途

Power supply for TVR,OA equipment,audio,LED television ,
communicaton equipments,DC/DC converters,etc.
录影机，OA仪器，音箱，LED电视，通信设备，DC/DC转换器

● Part NumberING SYSTEM 型号系统

CKCBA 63 10μH M

- M → 4.TOLERANCE CODE公差 J.±5%,K:±10%,L:±15% M±20%,P:±25%,N:±30%
- 10μH → 3.INDUCTANCE电感值
- 63 → 2.DIMENSIONS 尺寸
- CKCBA → 1.SERIES NAME型号

● SHAPES AND DIMENSIONS 外形尺寸 (Unit:mm)

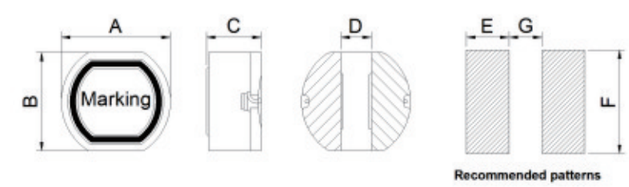

TYPE(型号)	A	B	C	D	E	F	G
CKCBA63	6.2±0.5	5.6±0.5	3.2±0.5	1.7	2.3	6.0	1.6
CKCBA74	7.8±0.5	7.0±0.5	4.5±0.5	2.0	3.0	7.5	2.0
CKCBA105	10.0±0.5	9.0±0.5	5.0±0.5	2.5	3.75	9.5	2.5

SPECIFICATION TABLE 规格特性表

CKCBA63

Part Number 型号	Inductance 电感值(μH)	DCR 直流电阻(Ω) Max.	IDC 额定电流(A) Max.
CKCBA63-10uH/M	10±20%	0.16	1.20
CKCBA63-15uH/M	15±20%	0.18	1.00
CKCBA63-22uH/M	22±20%	0.30	0.80
CKCBA63-33uH/M	33±20%	0.41	0.60
CKCBA63-47uH/M	47±20%	0.55	0.50
CKCBA63-68uH/M	68±20%	0.82	0.42

CKCBA74

Part Number 型号	Inductance 电感值(μH)	DCR 直流电阻(Ω) Max.	IDC 额定电流(A) Max.
CKCBA74-10uH/M	10±20%	0.070	1.65
CKCBA74-15uH/M	15±20%	0.08	1.39
CKCBA74-22uH/M	22±20%	0.13	1.12
CKCBA74-33uH/M	33±20%	0.18	0.97
CKCBA74-47uH/M	47±20%	0.27	0.80
CKCBA74-68uH/M	68±20%	0.33	0.68
CKCBA74-100uH/M	100±20%	0.49	0.55
CKCBA74-120uH/M	120±20%	0.68	0.48
CKCBA74-150uH/M	150±20%	0.94	0.44
CKCBA74-180uH/M	180±20%	1.00	0.40
CKCBA74-220uH/M	220±20%	1.18	0.36
CKCBA74-270uH/M	270±20%	1.30	0.33

Remark:

1. All test data is reference to 25℃ ambient.
2. Inductance Tested at 100kHz,0.25Vrms
3. IDC: DC current at which the inductance drops approximate 20% from its value without current;
4. Operating Temperature : -40℃ ~ +125℃(Including self - temperature rise)

CKCBA105

Part Number 型号	Inductance 电感值(μH)	DCR 直流电阻(Ω) Max.	IDC 额定电流(A) Max.
CKBA105-10uH/M	10±20%	0.06	2.06
CKBA105-15uH/M	15±20%	0.07	1.72
CKBA105-22uH/M	22±20%	0.08	1.42
CKBA105-33uH/M	33±20%	0.11	1.16
CKBA105-47uH/M	47±20%	0.14	1.00
CKBA105-68uH/M	68±20%	0.21	0.85
CKBA105-100uH/M	100±20%	0.34	0.72
CKBA105-150uH/M	150±20%	0.51	0.55
CKBA105-180uH/M	180±20%	0.57	0.50
CKBA105-220uH/M	220±20%	0.78	0.47
CKBA105-330uH/M	330±20%	1.20	0.37
CKBA105-390uH/M	390±20%	1.34	0.35
CKBA105-470uH/M	470±20%	1.50	0.33

Remark:

1. All test data is reference to 25℃ ambient.
2. Inductance Tested at 100kHz,0.25Vrms
3. IDC: DC current at which the inductance drops approximate 20% from its value without current;
4. Operating Temperature : -40℃ ~ +125℃(Including self - temperature rise)

PACKAGING SPECIFICATION 包装规格

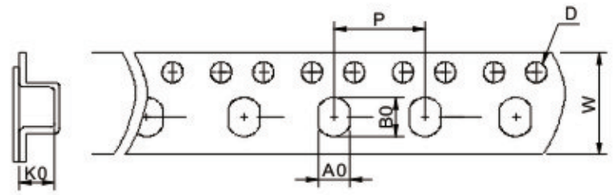

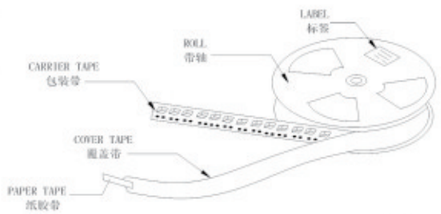

TYPE(型号)	Tape Dimension 载带尺寸(mm)						Reel Dimension 卷盘尺寸 (mm)			Quantity (Pcs/Reel) 数量 (个/卷)
	W	A0	B0	K0	D	P	A	B	C	
CKCBA63	12.0	6.0	6.5	3.8	1.5	12.0	330	10	13	1500
CKCBA74	16.0	7.6	8.6	5.6	1.5	12.0	330	10	13	1000
CKCBA105	24.0	9.1	10.1	6.1	1.5	12.0	330	10	13	1000

磁屏蔽电感 CKCR 系列

SHIELD POWER INDUCTOR CKCR Series

● FEATURES 特性

Various high power inductors are superior to be high saturation for surface mounting.
具有高功率、高饱和电流、低电阻特性。

● APPLICATIONS 用途

Power supply for TVR,OA equipment,audio,LED television ,
communicaton equipments,DC/DC converters,etc.
录影机，OA仪器，音箱，LED电视，通信设备，DC/DC转换器

● Part NumberING SYSTEM 型号系统

CKCR 105 10μH M

- M — 4.TOLERANCE CODE公差 J.±5%,K:±10%,L:±15% M±20%,P:±25%,N:±30%
- 10μH — 3.INDUCTANCE电感值
- 105 — 2.DIMENSIONS 尺寸
- CKCR — 1.SERIES NAME型号

● SHAPES AND DIMENSIONS 外形尺寸 (Unit:mm)

TYPE(型号)	A(Max)	B(Max)	C(Max)	D	E	F	G
CKCR103	11	10.5	3.5	3.0	1.7	3.6	7.3
CKCR104	11	10.5	4.2	3.0	1.7	3.6	7.3
CKCR105	11	10.5	5.2	3.0	1.7	3.6	7.3

SPECIFICATION TABLE 规格特性表

CKCR103

Part Number 型号	Inductance 电感值(μH)	DCR 直流电阻(Ω) Max.	IDC 额定电流(A) Max.
CKCR103-2.2uH/N	2.2±30%	0.025	5.00
CKCR103-3.3uH/N	3.3±30%	0.028	4.20
CKCR103-4.7uH/M	4.7±20%	0.030	3.50
CKCR103-6.8uH/M	6.8±20%	0.056	2.70
CKCR103-10uH/M	10±20%	0.079	2.00
CKCR103-15uH/M	15±20%	0.100	1.60
CKCR103-22uH/M	22±20%	0.170	1.40
CKCR103-33uH/M	33±30%	0.200	1.00
CKCR103-47uH/M	47±30%	0.300	0.90
CKCR103-100uHM	100±30%	0.530	0.60

CKCR104

Part Number 型号	Inductance 电感值(μH)	DCR 直流电阻(Ω) Max.	IDC 额定电流(A) Max.
CKCR104-2.2uH/N	2.2±30%	0.030	5.00
CKCR104-3.3uH/N	3.3±30%	0.035	4.50
CKCR104-4.7uH/M	4.7±20%	0.040	3.50
CKCR104-6.8uH/M	6.8±20%	0.045	3.00
CKCR104-10uH/M	10±20%	0.060	2.50
CKCR104-15uH/M	15±20%	0.085	2.00
CKCR104-22uH/M	22±20%	0.115	1.80
CKCR104-33uH/M	33±20%	0.200	1.50
CKCR104-47uH/M	47±20%	0.230	1.20
CKCR104-100uH/M	100±20%	0.500	0.80
CKCR104-150uH/M	150±20%	0.600	0.75
CKCR104-220uH/M	220±20%	0.880	0.60
CKCR104-330uH/M	330±20%	1.20	0.50
CKCR104-470uH/M	470±20%	2.10	0.36
CKCR104-680uH/M	680±20%	2.80	0.30

Remark:

1. All test data is reference to 25℃ ambient.
2. Inductance Tested at 100kHz,0.25Vrms
3. IDC: DC current at which the inductance drops approximate 20% from its value without current;
4. Operating Temperature : -40℃ ~ +125℃(Including self - temperature rise)

CKCR105

Part Number 型号	Inductance 电感值(μH)	DCR 直流电阻(Ω) Max.	IDC 额定电流(A) Max.
CKCR105-2.2uH/N	2.2±30%	0.015	6.00
CKCR105-3.3uH/N	3.3±30%	0.025	4.50
CKCR105-4.7uH/M	4.7±20%	0.035	4.00
CKCR105-6.8uH/M	6.8±20%	0.040	3.50
CKCR105-10uH/M	10±20%	0.050	2.80
CKCR105-15uH/M	15±20%	0.075	2.50
CKCR105-22uH/M	22±20%	0.090	2.00
CKCR105-33uH/M	33±20%	0.120	1.50
CKCR105-47uH/M	47±20%	0.190	1.30
CKCR105-68uH/M	68±20%	0.200	1.00
CKCR105-100uH/M	100±20%	0.350	0.80
CKCR105-220uHM	220±20%	0.850	0.60
CKCR105-330uH/M	330±20%	1.15	0.50
CKCR105-470uH/M	470±20%	2.00	0.40
CKCR105-680uH/M	680±20%	2.50	0.38
CKCR105-820uH/M	820±20%	2.60	0.35
CKCR105-1mH/M	1000±20%	3.35	0.32
CKCR105-1.5mH/M	1500±20%	5.00	0.20

Remark:

1. All test data is reference to 25℃ ambient.
2. Inductance Tested at 100kHz,0.25Vrms
3. IDC: DC current at which the inductance drops approximate 20% from its value without current;
4. Operating Temperature : -40℃ ~ +125℃(Including self - temperature rise)

PACKAGING SPECIFICATION 包装规格

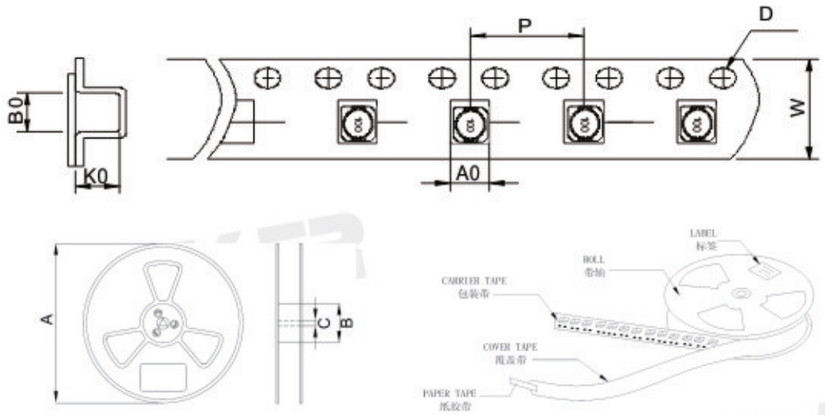

TYPE(型号)	Tape Dimension 载带尺寸(mm)						Reel Dimension 卷盘尺寸 (mm)			Quantity (Pcs/Reel) 数量 (个/卷)
	W	A0	B0	K0	D	P	A	B	C	
CKCR103	24.0	11.4	11.7	3.7	1.5	16.0	330	10	13	1000
CKCR104	24.0	11.4	11.7	4.5	1.5	16.0	330	10	13	1000
CKCR105	24.0	11.4	11.7	5.5	1.5	16.0	330	10	13	750

磁屏蔽电感 CKCF 系列

SHIELD POWER INDUCTOR CKCF Series

● FEATURES 特性

Various high power inductors are superior to be high saturation for surface mounting.
具有高功率、高饱和电流、低电阻特性。

● APPLICATIONS 用途

Power supply for TVR,OA equipment,audio,LED television ,
communicaton equipments,DC/DC converters,etc.
录影机，OA仪器，音箱，LED电视，通信设备，DC/DC转换器

● Part NumberING SYSTEM 型号系统

CKCF 73 10μH M

- M — 4.TOLERANCE CODE公差 J.±5%,K:±10%,L:±15% M±20%,P:±25%,N:±30%
- 10μH — 3.INDUCTANCE电感值
- 73 — 2.DIMENSIONS 尺寸
- CKCF — 1.SERIES NAME型号

● SHAPES AND DIMENSIONS 外形尺寸 (Unit:mm)

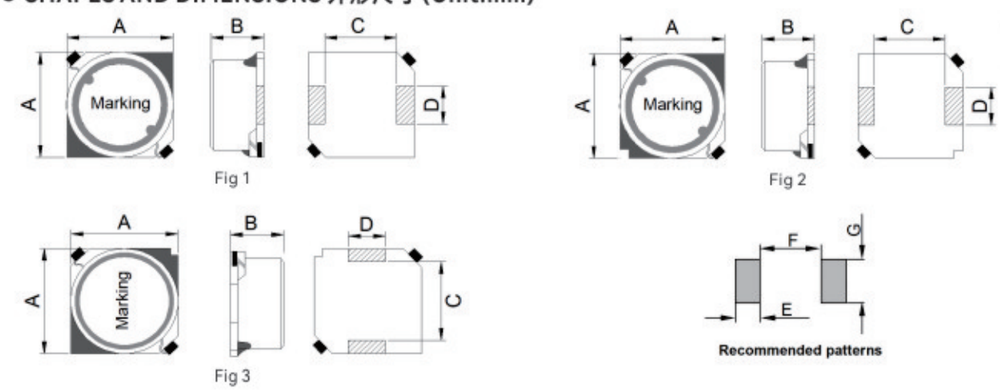

TYPE(型号)	A(Max)	B(Max)	C(Ref.)	D(Ref.)	E	F	G	Fig
CKCF63	6.3	3.5	3.0	2.0	2.0	3.0	2.2	1
CKCF73	7.2	3.5	4.0	2.0	2.0	4.0	2.2	1
CKCF75	7.4	5.0	4.0	2.0	2.0	4.0	2.2	2
CKCF125	13.0	7.5	8.5	3.0	2.5	8.0	3.2	3
CKCF127	13.0	8.0	8.5	3.0	2.5	8.0	3.2	3

SPECIFICATION TABLE 规格特性表

CKCF63

Part Number 型号	Inductance 电感值(μH)	DCR 直流电阻(Ω)	IDC 额定电流(A)
		Max.	Max.
CKCF63-2.2uH/N	2.2±30%	0.052	2.50
CKCF63-3.3uH/N	3.3±30%	0.058	2.30
CKCF63-4.7uH/M	4.7±20%	0.68	2.00
CKCF63-6.8uH/M	6.8±20%	0.85	1.50
CKCF63-10uH/M	10±20%	0.10	1.20
CKCF63-15uH/M	15±20%	0.15	1.00
CKCF63-22uH/M	22±20%	0.206	0.77

CKCF73

Part Number 型号	Inductance 电感值(μH)	DCR 直流电阻(Ω)	IDC 额定电流(A)
		Max.	Max.
CKCF73-2.2uH/N	2.2±30%	0.036	2.70
CKCF73-3.3uH/N	3.3±30%	0.04	2.50
CKCF73-4.7uH/M	4.7±20%	0.055	2.30
CKCF73-6.8uH/M	6.8±20%	0.07	1.85
CKCF73-10uH/M	10±20%	0.08	1.40
CKCF73-15uH/M	15±20%	0.15	1.20
CKCF73-22uH/M	22±20%	0.22	0.96
CKCF73-33uH/M	33±20%	0.28	0.78
CKCF73-47uH/M	47±20%	0.35	0.60
CKCF73-68uH/M	68±20%	0.42	0.52
CKCF73-100uH/M	100±20%	0.65	0.40
CKCF73-470uH/M	470±20%	2.60	0.15

Remark:

1. All test data is reference to 25℃ ambient.
2. Inductance Tested at 100kHz,0.25Vrms
3. IDC: DC current at which the inductance drops approximate 20% from its value without current;
4. Operating Temperature : -40℃ ~ +125℃(Including self - temperature rise)

CKCF75

Part Number 型号	Inductance 电感值(μH)	DCR 直流电阻(Ω)	IDC 额定电流(A)
		Max.	Max.
CKCF75-2.2uH/N	2.2±30%	0.038	5.00
CKCF75-3.3uH/N	3.3±30%	0.045	4.20
CKCF75-4.7uH/M	4.7±20%	0.05	3.00
CKCF75-6.8uH/M	6.8±20%	0.065	2.70
CKCF75-10uH/M	10±20%	0.07	2.00
CKCF75-15uH/M	15±20%	0.10	1.60
CKCF75-22uH/M	22±20%	0.125	1.40
CKCF75-33uH/M	33±20%	0.16	0.90
CKCF75-47uH/M	47±20%	0.22	0.84
CKCF75-68uH/M	68±20%	0.36	0.70
CKCF75-100uH/M	100±20%	0.45	0.55
CKCF75-220uH/M	220±20%	1.30	0.45
CKCF75-470uH/M	470±20%	3.80	0.30
CKCF75-680uH/M	680±20%	4.20	0.20

CKCF125

Part Number 型号	Inductance 电感值(μH)	DCR 直流电阻(Ω)	IDC 额定电流(A)
		Max.	Max.
CKCF125-10uH/M	10±20%	0.048	4.40
CKCF125-15uH/M	15±20%	0.055	4.00
CKCF125-22uH/M	22±20%	0.06	3.00
CKCF125-33uH/M	33±20%	0.07	2.50
CKCF125-47uH/M	47±20%	0.125	2.20
CKCF125-68uH/M	68±20%	0.146	1.90
CKCF125-100uH/M	100±20%	0.20	1.50
CKCF125-220uH/M	220±20%	0.60	1.40
CKCF125-470uH/M	470±20%	1.10	1.00
CKCF125-680uH/M	680±20%	2.30	0.70

Remark:

1. All test data is reference to 25℃ ambient.
2. Inductance Tested at 100kHz,0.25Vrms
3. IDC: DC current at which the inductance drops approximate 20% from its value without current;
4. Operating Temperature : -40℃ ~ +125℃(Including self - temperature rise)

CKCF127

Part Number 型号	Inductance 电感值(μH)	DCR 直流电阻(Ω)	IDC 额定电流(A)
		Max.	Max.
CKCF127-6.8uH/M	6.8±20%	0.018	7.20
CKCF127-10uH/M	10±20%	0.021	5.50
CKCF127-15uH/M	15±20%	0.045	5.00
CKCF127-22uH/M	22±20%	0.050	4.00
CKCF127-33uH/M	33±20%	0.055	3.40
CKCF127-47uH/M	47±20%	0.064	3.00
CKCF127-68uH/M	68±20%	0.092	2.60
CKCF127-100uH/M	100±20%	0.15	1.70
CKCF127-220uH/M	220±20%	0.32	1.00
CKCF127-470uH/M	470±20%	0.80	0.80
CKCF127-1mH/M	1000±20%	1.50	0.55
CKCF127-1.5mH/M	1500±20%	2.30	0.45
CKCF127-2.2mH/M	2200±20%	3.40	0.40

Remark:

1. All test data is reference to 25℃ ambient.
2. Inductance Tested at 100kHz,0.25Vrms
3. IDC: DC current at which the inductance drops approximate 20% from its value without current;
4. Operating Temperature : -40℃ ~ +125℃(Including self - temperature rise)

PACKAGING SPECIFICATION 包装规格

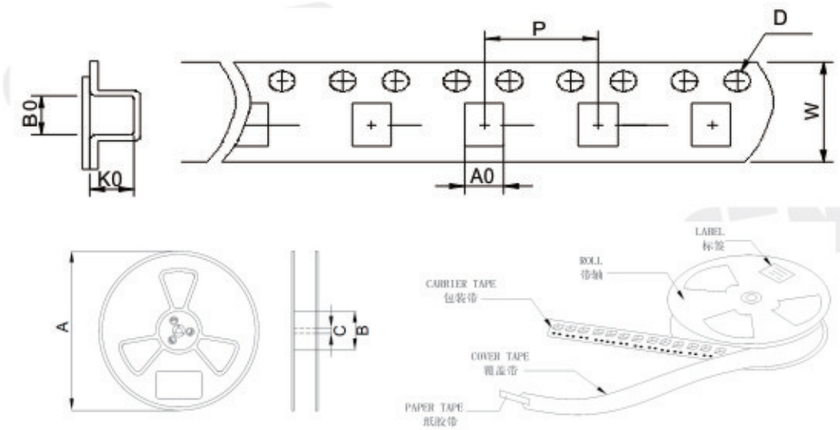

TYPE(型号)	Tape Dimension 载带尺寸(mm)						Reel Dimension 卷盘尺寸 (mm)			Quantity (Pcs/Reel) 数量 (个/卷)
	W	A0	B0	K0	D	P	A	B	C	
CKCF63	16.0	6.6	6.6	3.8	1.5	12.0	330	100	13	1500
CKCF73	16.0	7.7	7.7	3.8	1.5	12.0	330	100	13	1000
CKCF75	16.0	7.7	7.7	5.3	1.5	12.0	330	100	13	1000
CKCF125	24.0	13.5	13.5	7.8	1.5	16.0	330	100	13	500
CKCF127	24.0	13.5	13.5	8.5	1.5	16.0	330	100	13	500

磁屏蔽电感 CKPF 系列

SHIELD POWER INDUCTOR CKPF Series

● FEATURES 特性

1. Ideal as a choke coil for noise foltering
主要用于扼流
2. It is suitable for user in oudio processing circuits for low，high and bandpass filtering.
通用于低.高带通滤波

● APPLICATIONS 用途

1. Ideal for use as a power choke coil in general household appliances, appliances and industrial equipment.
主要用于家电，工业电器电路中扼流。
2. Audio , communicaton equipments , DC/DC converters , etc.
音箱，通信设备，DC/DC转换器

● Part NumberING SYSTEM 型号系统

CKPF 0911 22μH M

- M → 4.TOLERANCE CODE公差 J.±5%,K:±10%,L:±15% M±20%,P:±25%,N:±30%
- 22μH → 3.INDUCTANCE电感值
- 0911 → 2.DIMENSIONS 尺寸
- CKPF → 1.SERIES NAME型号

● SHAPES AND DIMENSIONS 外形尺寸 (Unit:mm)

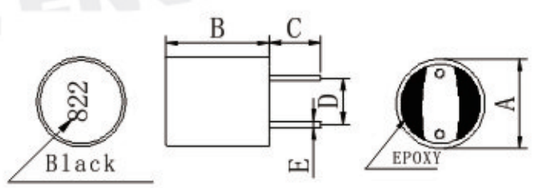

TYPE(型号)	A	B	C	D	E
CKPF0911	10.0Max	12.5Max	5.0±1.0	3.0±0.5	0.6±0.1
CKPF1012	11.0Max	13.0Max	5.0±1.0	5.0±0.5	0.6±0.1
CKPF1014	12.0Max	15.0Max	5.0±1.0	5.0±0.5	0.6±0.1
CKPF1619	17.0Max	20.5Max	5.0±1.0	7.5±1.0	0.8±0.1

SPECIFICATION TABLE 规格特性表

CKPF0911

Part Number 型号	Inductance 电感值(μH)	DCR 直流电阻(Ω) Max.	IDC 额定电流(A) Max.	TEST FREQUENCY 测试频率
CKPF0911-6.8uH/M	6.8±20%	0.03	2.0	100kHz,0.25V
CKPF0911-8.2uH/M	8.2±20%	0.04	1.8	100kHz,0.25V
CKPF0911-10uH/M	10±20%	0.05	1.5	1kHz,0.25V
CKPF0911-12uH/M	12±20%	0.06	1.4	1kHz,0.25V
CKPF0911-15uH/M	15±20%	0.07	1.2	1kHz,0.25V
CKPF0911-18uH/M	18±20%	0.08	1.0	1kHz,0.25V
CKPF0911-22uH/M	22±20%	0.09	0.9	1kHz,0.25V
CKPF0911-27uH/M	27±20%	0.10	0.8	1kHz,0.25V
CKPF0911-33uH/M	33±20%	0.12	0.7	1kHz,0.25V
CKPF0911-39uH/M	39±20%	0.15	0.5	1kHz,0.25V
CKPF0911-47uH/M	47±20%	0.18	0.4	1kHz,0.25V
CKPF0911-56uH/M	56±20%	0.20	0.38	1kHz,0.25V
CKPF0911-68uH/M	68±20%	0.25	0.35	1kHz,0.25V
CKPF0911-82uH/M	82±20%	0.28	0.32	1kHz,0.25V
CKPF0911-100uH/M	100±20%	0.30	0.30	1kHz,0.25V

Remark:

1. All test data is reference to 25℃ ambient.
2. IDC: DC current at which the inductance drops approximate 20% from its value without current;
3. Operating Temperature : -25℃ ~ +105℃(Including self - temperature rise)

CKPF1012

Part Number 型号	Inductance 电感值(μH)	DCR 直流电阻(Ω) Max.	IDC 额定电流(A) Max.	TEST FREQUENCY 测试频率
CKPF1012-6.8uH/M	6.8±20%	0.040	4.0	100kHz,0.25V
CKPF1012-8.2uH/M	8.2±20%	0.050	3.8	100kHz,0.25V
CKPF1012-10uH/M	10±20%	0.060	3.6	1kHz,0.25V
CKPF1012-12uH/M	12±20%	0.070	3.5	1kHz,0.25V
CKPF1012-15uH/M	15±20%	0.080	3.3	1kHz,0.25V
CKPF1012-18uH/M	18±20%	0.090	3.2	1kHz,0.25V
CKPF1012-22uH/M	22±20%	0.100	3.0	1kHz,0.25V
CKPF1012-27uH/M	27±20%	0.120	2.8	1kHz,0.25V
CKPF1012-33uH/M	33±20%	0.180	2.5	1kHz,0.25V
CKPF1012-39uH/M	39±20%	0.200	2.2	1kHz,0.25V
CKPF1012-47uH/M	47±20%	0.220	2.0	1kHz,0.25V
CKPF1012-56uH/M	56±20%	0.240	1.8	1kHz,0.25V
CKPF1012-68uH/M	68±20%	0.270	1.5	1kHz,0.25V
CKPF1012-82uH/M	82±20%	0.280	1.2	1kHz,0.25V
CKPF1012-100uH/M	100±20%	0.300	1.1	1kHz,0.25V
CKPF1012-120uH/M	120±20%	0.320	1.0	1kHz,0.25V

Remark:

1. All test data is reference to 25℃ ambient.
2. IDC: DC current at which the inductance drops approximate 20% from its value without current;
3. Operating Temperature : -25℃ ~ +105℃(Including self - temperature rise)

CKPF1014

Part Number 型号	Inductance 电感值(μH)	DCR 直流电阻(Ω) Max.	IDC 额定电流(A) Max.	TEST FREQUENCY 测试频率
CKPF1014-10uH/M	10±20%	0.040	4.50	1kHz,0.25V
CKPF1014-15uH/M	15±20%	0.050	4.30	1kHz,0.25V
CKPF1014-18uH/M	18±20%	0.070	4.00	1kHz,0.25V
CKPF1014-22uH/M	22±20%	0.080	3.50	1kHz,0.25V
CKPF1014-27uH/M	27±20%	0.090	3.30	1kHz,0.25V
CKPF1014-33uH/M	33±20%	0.100	3.00	1kHz,0.25V
CKPF1014-39uH/M	39±20%	0.120	2.50	1kHz,0.25V
CKPF1014-47uH/M	47±20%	0.150	2.30	1kHz,0.25V
CKPF1014-56uH/M	56±20%	0.180	2.00	1kHz,0.25V
CKPF1014-68uH/M	68±20%	0.25	1.80	1kHz,0.25V
CKPF1014-82uH/M	82±20%	0.32	1.60	1kHz,0.25V
CKPF1014-100uH/M	100±20%	0.36	1.50	1kHz,0.25V
CKPF1014-150uH/M	150±20%	0.52	1.40	1kHz,0.25V
CKPF1014-180uH/M	180±20%	0.60	1.30	1kHz,0.25V
CKPF1014-220uH/M	220±20%	0.75	1.20	1kHz,0.25V
CKPF1014-270uH/M	270±20%	0.90	1.10	1kHz,0.25V
CKPF1014-330uH/M	330±20%	1.00	0.95	1kHz,0.25V
CKPF1014-390uH/M	390±20%	1.30	0.90	1kHz,0.25V
CKPF1014-470uH/M	470±20%	1.50	0.80	1kHz,0.25V
CKPF1014-560uH/M	560±20%	1.60	0.70	1kHz,0.25V
CKPF1014-680uH/M	680±20%	2.00	0.65	1kHz,0.25V
CKPF1014-820uH/M	820±20%	2.50	0.60	1kHz,0.25V
CKPF1014-1mH/M	1000±20%	3.00	0.55	1kHz,0.25V
CKPF1014-1.2mH/M	1200±20%	3.50	0.50	1kHz,0.25V
CKPF1014-1.5mH/M	1500±20%	4.20	0.40	1kHz,0.25V
CKPF1014-1.8mH/M	1800±20%	4.80	0.36	1kHz,0.25V
CKPF1014-2.2mH/M	2200±20%	6.00	0.32	1kHz,0.25V

Remark:

1. All test data is reference to 25℃ ambient.
2. IDC: DC current at which the inductance drops approximate 20% from its value without current;
3. Operating Temperature : -25℃ ~ +105℃(Including self - temperature rise)

CKPF1619

Part Number 型号	Inductance 电感值(μH)	DCR 直流电阻(Ω) Max.	IDC 额定电流(A) Max.	TEST FREQUENCY 测试频率
CKPF1619-10uH/M	10±20%	0.030	7.00	1kHz,0.25V
CKPF1619-15uH/M	15±20%	0.035	6.50	1kHz,0.25V
CKPF1619-18uH/M	18±20%	0.040	6.00	1kHz,0.25V
CKPF1619-22uH/M	22±20%	0.050	5.50	1kHz,0.25V
CKPF1619-27uH/M	27±20%	0.055	5.00	1kHz,0.25V
CKPF1619-33uH/M	33±20%	0.055	4.50	1kHz,0.25V
CKPF1619-39uH/M	39±20%	0.060	4.50	1kHz,0.25V
CKPF1619-47uH/M	47±20%	0.070	4.00	1kHz,0.25V
CKPF1619-56uH/M	56±20%	0.085	3.50	1kHz,0.25V
CKPF1619-68uH/M	68±20%	0.10	3.00	1kHz,0.25V
CKPF1619-82uH/M	82±20%	0.12	2.80	1kHz,0.25V
CKPF1619-100uH/M	100±20%	0.14	2.50	1kHz,0.25V
CKPF1619-150uH/M	150±20%	0.16	2.30	1kHz,0.25V
CKPF1619-180uH/M	180±20%	0.22	2.00	1kHz,0.25V
CKPF1619-220uH/M	220±20%	0.28	1.80	1kHz,0.25V
CKPF1619-270uH/M	270±20%	0.35	1.60	1kHz,0.25V
CKPF1619-330uH/M	330±20%	0.45	1.50	1kHz,0.25V
CKPF1619-390uH/M	390±20%	0.55	1.40	1kHz,0.25V
CKPF1619-470uH/M	470±20%	0.60	1.20	1kHz,0.25V
CKPF1619-560uH/M	560±20%	0.70	1.00	1kHz,0.25V
CKPF1619-680uH/M	680±20%	0.80	0.90	1kHz,0.25V
CKPF1619-820uH/M	820±20%	0.90	0.80	1kHz,0.25V
CKPF1619-1000uH/M	1000±20%	1.20	0.60	1kHz,0.25V

Remark:

1. All test data is reference to 25℃ ambient.
2. IDC: DC current at which the inductance drops approximate 20% from its value without current;
3. Operating Temperature : -25℃ ~ +105℃(Including self - temperature rise)

贴片功率电感 CKO 系列

SMD POWER INDUCTOR CKO Series

● FEATURES 特性

Various high power inductors are superior to be high saturation for surface mounting.
具有高功率、高饱和电流、低电阻特性。

● APPLICATIONS 用途

Power supply for TVR,OA equipment,audio,LED television, communicaton equipments,DC/DC converters,etc.
录影机，OA仪器，音箱，LED电视，通信设备，DC/DC转换器

● Part NumberING SYSTEM 品名系统

CKO 105 10μH M

- M — 4.TOLERANCE CODE公差 J.±5%,K:±10%,L:±15% M±20%,P:±25%,N:±30%
- 10μH — 3.INDUCTANCE电感值
- 105 — 2.DIMENSIONS 尺寸
- CKO — 1.SERIES NAME品名

● SHAPES AND DIMENSIONS 外形尺寸 (Unit:mm)

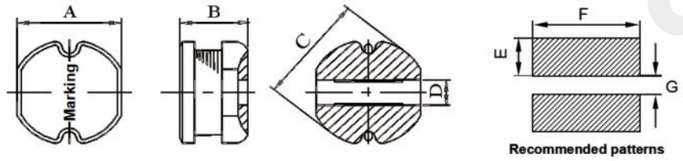

TYPE(型号)	A	B	C	D	E	F	G
CKO32	3.0±0.3	2.1±0.3	3.5±0.3	1.0	1.6	3.5	0.8
CKO43	4.0±0.3	3.2±0.3	4.5±0.3	1.5	1.75	4.5	1.2
CKO53	5.2±0.3	3.0±0.3	5.8±0.3	2.1	2.15	5.5	1.7
CKO54	5.2±0.3	4.5±0.3	5.8±0.3	2.1	2.15	5.5	1.7
CKO75	7.0±0.3	5.0±0.3	7.8±0.3	2.5	3.0	7.5	2.0
CKO104	9.0±0.3	4.0±0.3	10.0±0.3	3.3	3.75	9.5	2.6
CKO105	9.0±0.3	5.4±0.3	10.0±0.3	3.3	3.75	9.5	2.6
CKO106	9.0±0.3	6.5±0.5	10.0±0.3	3.3	3.75	9.5	2.6
CKO108	9.0±0.3	8.3±0.5	10.0±0.3	3.3	3.75	9.5	2.6

SPECIFICATION TABLE 规格特性表

CKO32

Part Number 型号	Inductance 电感值(μH)	DCR 直流电阻(Ω) Max.	IDC 额定电流(A) Max.
CKO32-1uH/N	1±30%	0.045	2.20
CKO32-1.5uH/N	1.5±30%	0.055	2.00
CKO32-2.2uH/M	2.2±20%	0.09	1.80
CKO32-3.3uH/M	3.3±20%	0.11	1.70
CKO32-4.7uH/M	4.7±20%	0.15	1.50
CKO32-6.8uH/M	6.8±20%	0.22	1.10
CKO32-10uH/M	10±20%	0.27	0.90
CKO32-15uH/M	15±20%	0.42	0.70
CKO32-22uH/M	22±20%	0.68	0.60
CKO32-33uH/M	33±20%	0.90	0.45
CKO32-47uH/M	47±20%	1.20	0.30
CKO32-56uH/M	56±20%	1.40	0.28
CKO32-68uH/M	68±20%	1.80	0.25
CKO32-82uH/M	82±20%	2.10	0.22
CKO32-100uH/M	100±20%	2.40	0.20
CKO32-150uH/M	150±20%	3.80	0.15

Remark:

1. All test data is reference to 25℃ ambient.
2. Inductance Tested at 100kHz,0.25Vrms
3. IDC: DC current at which the inductance drops approximate 20% from its value without current;
4. Operating Temperature : -40℃ ~ +125℃(Including self - temperature rise)

CKO43

Part Number 型号	Inductance 电感值(μH)	DCR 直流电阻(Ω) Max.	IDC 额定电流(A) Max.
CKO43-1uH/N	1±30%	0.025	3.00
CKO43-1.5uH/N	1.5±30%	0.032	2.70
CKO43-2.2uH/M	2.2±20%	0.045	2.50
CKO43-3.3uH/M-W01	3.3±20%	0.065	2.10
CKO43-4.7uH/M	4.7±20%	0.075	1.80
CKO43-6.8uH/M	6.8±20%	0.10	1.60
CKO43-10uH/M	10±20%	0.14	1.20
CKO43-15uH/M	15±20%	0.23	1.00
CKO43-22uH/M	22±20%	0.30	0.75
CKO43-33uH/M	33±20%	0.42	0.70
CKO43-47uH/M	47±20%	0.58	0.50
CKO43-68uH/M	68±20%	0.935	0.45
CKO43-82uH/M	82±20%	1.00	0.40
CKO43-100uH/□	100±10% / ±20%	1.30	0.30
CKO43-150uH/□	150±10% / ±20%	2.00	0.25
CKO43-220uH/□	220±10% / ±20%	2.70	0.20
CKO43-330uH/□	330±10% / ±20%	3.60	0.18
CKO43-470uH/□	470±10% / ±20%	6.00	0.15

Remark:

1. All test data is reference to 25℃ ambient.
2. Inductance Tested at 100kHz,0.25Vrms
3. IDC: DC current at which the inductance drops approximate 20% from its value without current;
4. Operating Temperature : -40℃ ~ +125℃(Including self - temperature rise)
5. □ Tolerance: M:±20% , K:±10%

CKO53

Part Number 型号	Inductance 电感值(μH)	DCR 直流电阻(Ω)	IDC 额定电流(A)
		Max.	Max.
CKO53-1uH/N	1±30%	0.028	6.00
CKO53-1.5uH/N	1.5±30%	0.035	3.50
CKO53-2.2uH/M	2.2±20%	0.04	3.00
CKO53-3.3uH/M	3.3±20%	0.055	2.80
CKO53-4.7uH/M	4.7±20%	0.07	2.60
CKO53-6.8uH/M	6.8±20%	0.09	2.40
CKO53-10uH/M	10±20%	0.12	2.00
CKO53-15uH/M	15±20%	0.18	1.80
CKO53-22uH/M	22±20%	0.26	1.60
CKO53-33uH/M	33±20%	0.38	1.20
CKO53-47uH/M	47±20%	0.57	1.00
CKO53-68uH/M	68±20%	0.68	0.80
CKO53-82uH/M	82±20%	0.86	0.70
CKO53-100uH/□	100±10% / ±20%	0.96	0.65
CKO53-220uH/□	220±10% / ±20%	2.10	0.30
CKO53-330uH/□	330±10% / ±20%	4.00	0.25
CKO53-470uH/□	470±10% / ±20%	5.30	0.20
CKO53-680uH/□	680±10% / ±20%	8.00	0.18

Remark:

1. All test data is reference to 25℃ ambient.
2. Inductance Tested at 100kHz,0.25Vrms
3. IDC: DC current at which the inductance drops approximate 20% from its value without current;
4. Operating Temperature : -40℃ ~ +125℃(Including self - temperature rise)
5. □ Tolerance: M:±20% , K:±10%

CKO54

Part Number 型号	Inductance 电感值(μH)	DCR 直流电阻(Ω)	IDC 额定电流(A)
		Max.	Max.
CKO54-1.2uH/N	1.2±30%	0.019	4.50
CKO54-1.5uH/N	1.5±30%	0.021	4.20
CKO54-2.2uH/M-035	2.2±20%	0.026	3.50
CKO54-3.3uH/M-035	3.3±20%	0.035	3.00
CKO54-4.7uH/M	4.7±20%	0.045	2.80
CKO54-6.8uH/M-032	6.8±20%	0.06	2.50
CKO54-10uH/M	10±20%	0.08	2.30
CKO54-15uH/M	15±20%	0.12	1.80
CKO54-22uH/M	22±20%	0.15	1.20
CKO54-33uH/M	33±20%	0.22	1.00
CKO54-47uH/M	47±20%	0.36	0.85
CKO54-68uH/M	68±20%	0.46	0.60
CKO54-82uH/M	82±20%	0.53	0.55
CKO54-100uH/□	100±10% / ±20%	0.70	0.50
CKO54-220uH/□	220±10% / ±20%	1.60	0.40
CKO54-330uH/□	330±10% / ±20%	2.70	0.30
CKO54-470uH/□	470±10% / ±20%	3.60	0.28
CKO54-1mH/□	1000±10% / ±20%	5.60	0.12

Remark:

1. All test data is reference to 25℃ ambient.
2. Inductance Tested at 100kHz,0.25Vrms
3. IDC: DC current at which the inductance drops approximate 20% from its value without current;
4. Operating Temperature : -40℃ ~ +125℃(Including self - temperature rise)
5. □ Tolerance: M:±20% , K:±10%

CKO75

Part Number 型号	Inductance 电感值(μH)	DCR 直流电阻(Ω)	IDC 额定电流(A)
		Max.	Max.
CKO75-1uH/N	1±30%	0.018	5.50
CKO75-1.5uH/N	1.5±30%	0.025	5.30
CKO75-2.2uH/N	2.2±30%	0.03	5.00
CKO75-3.3uH/M-W01	3.3±20%	0.04	4.50
CKO75-4.7uH/M-W01	4.7±20%	0.05	4.00
CKO75-6.8uH/M-040	6.8±20%	0.06	3.50
CKO75-10uH/M-W01	10±20%	0.08	2.80
CKO75-15uH/M	15±20%	0.09	2.70
CKO75-22uH/M	22±20%	0.12	2.20
CKO75-33uH/M	33±20%	0.18	1.50
CKO75-47uH/M	47±20%	0.21	1.20
CKO75-68uH/M	68±20%	0.29	1.00
CKO75-100uH/□	100±10% / ±20%	0.41	0.80
CKO75-220uH/□	220±10% / ±20%	0.78	0.60
CKO75-330uH/□	330±10% / ±20%	1.42	0.40
CKO75-470uH/□	470±10% / ±20%	2.00	0.30
CKO75-1mH/□	1000±10% / ±20%	4.00	0.25
CKO75-1.2mH/□	1200±10% / ±20%	4.70	0.23
CKO75-1.5mH/□	1500±10% / ±20%	5.70	0.20
CKO75-2.2mH/□	2200±10% / ±20%	8.00	0.10

Remark:

1. All test data is reference to 25℃ ambient.
2. Inductance Tested at 100kHz,0.25Vrms
3. IDC: DC current at which the inductance drops approximate 20% from its value without current;
4. Operating Temperature : -40℃ ~ +125℃(Including self - temperature rise)
5. □ Tolerance: M:±20% , K:±10%

CKO104

Part Number 型号	Inductance 电感值(μH)	DCR 直流电阻(Ω)	IDC 额定电流(A)
		Max.	Max.
CKO104-10uH/M	10±20%	0.06	4.00
CKO104-15uH/M	15±20%	0.09	3.50
CKO104-22uH/M	22±20%	0.14	2.80
CKO104-33uH/M	33±20%	0.16	2.50
CKO104-47uH/M	47±20%	0.20	2.10
CKO104-68uH/M	68±20%	0.27	1.50
CKO104-82uH/M	82±20%	0.33	1.40
CKO104-100uH/□	100±10% / ±20%	0.42	1.20
CKO104-220uH/□	220±10% / ±20%	1.00	0.80
CKO104-330uH/□-W01	330±10% / ±20%	1.30	0.65
CKO104-470uH/□	470±10% / ±20%	1.80	0.60
CKO104-560uH/□	560±10% / ±20%	2.20	0.53
CKO104-680uH/□	680±10% / ±20%	2.65	0.50
CKO104-820uH/□	820±10% / ±20%	3.20	0.40
CKO104-1mH/□	1000±10% / ±20%	3.70	0.35

Remark:

1. All test data is reference to 25℃ ambient.
2. Inductance Tested at 100kHz,0.25Vrms
3. IDC: DC current at which the inductance drops approximate 20% from its value without current;
4. Operating Temperature : -40℃ ~ +125℃(Including self - temperature rise)
5. □ Tolerance: M:±20% , K:±10%

CKO105

Part Number 型号	Inductance 电感值(μH)	DCR 直流电阻(Ω) Max.	IDC 额定电流(A) Max.
CKO105-4.7uH/M	4.7±20%	0.035	5.00
CKO105-6.8uH/M	6.8±20%	0.04	4.50
CKO105-10uH/M	10±20%	0.06	4.00
CKO105-15uH/M	15±20%	0.08	3.00
CKO105-22uH/M	22±20%	0.10	2.50
CKO105-33uH/M	33±20%	0.15	2.10
CKO105-47uH/M	47±20%	0.17	1.80
CKO105-68uH/M	68±20%	0.25	1.50
CKO105-100uH/□	100±10% / ±20%	0.30	1.20
CKO105-150uH/□	150±10% / ±20%	0.43	1.10
CKO105-220uH/□	220±10% / ±20%	0.70	0.80
CKO105-330uH/□	330±10% / ±20%	0.90	0.65
CKO105-470uH/□	470±10% / ±20%	1.30	0.55
CKO105-680uH/□	680±10% / ±20%	1.75	0.45
CKO105-1mH/□	1000±10% / ±20%	2.70	0.35
CKO105-1.2mH/□	1200±10% / ±20%	3.50	0.30
CKO105-1.5mH/□	1500±10% / ±20%	3.90	0.25
CKO105-1.8mH/□	1800±10% / ±20%	5.00	0.20
CKO105-3mH/□	3000±10% / ±20%	8.50	0.15

Remark:

1. All test data is reference to 25℃ ambient.
2. Inductance Tested at 100kHz,0.25Vrms
3. IDC: DC current at which the inductance drops approximate 20% from its value without current;
4. Operating Temperature : -40℃ ~ +125℃(Including self - temperature rise)
5. □ Tolerance: M:±20% , K:±10%

CKO106

Part Number 型号	Inductance 电感值(μH)	DCR 直流电阻(Ω) Max.	IDC 额定电流(A) Max.
CKO106-1mH/K	1000±10%	2.8	0.60
CKO106-1.2mH/K	1200±10%	3.0	0.50
CKO106-2.2mH/K	2200±10%	5.7	0.35
CKO106-3mH/K	3000±10%	7.2	0.30
CKO106-3.5mH/K	3500±10%	9.1	0.26
CKO106-4.5mH/K	4500±10%	11.5	0.20
CKO106-4.7mH/K	4700±10%	12.1	0.18

CKO108

Part Number 型号	Inductance 电感值(μH)	DCR 直流电阻(Ω) Max.	IDC 额定电流(A) Max.
CKO108-100uH/M	100±20%	0.236	2.00
CKO108-300uH/M	300±20%	0.581	1.20
CKO108-350uH/M	350±20%	0.660	1.00
CKO108-500uH/M	500±20%	0.956	0.80
CKO108-1mH/K	1000±10%	1.80	0.60
CKO108-1.5mH/K	1500±10%	2.85	0.45
CKO108-2mH/K	2000±10%	3.64	0.40
CKO108-2.5mH/K	2500±10%	5.20	0.35
CKO108-2.8mH/K	2800±10%	5.53	0.34
CKO108-3mH/K	3000±10%	6.08	0.33
CKO108-4mH/K	4000±10%	7.80	0.28

Remark:

1. All test data is reference to 25℃ ambient.
2. Inductance Tested at 100kHz,0.25Vrms
3. IDC: DC current at which the inductance drops approximate 20% from its value without current;
4. Operating Temperature : -40℃ ~ +125℃(Including self - temperature rise)
5. □ Tolerance: M:±20% , K:±10%

PACKAGING SPECIFICATION 包装规格

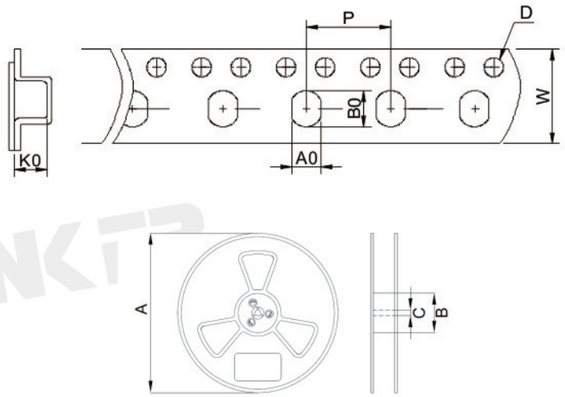

TYPE(型号)	Tape Dimension 载带尺寸(mm)						Reel Dimension 卷盘尺寸 (mm)			Quantity (Pcs/Reel) 数量 (个/卷)
	W	A0	B0	K0	D	P	A	B	C	
CKO32	12.0	3.3	3.8	2.5	1.5	8.0	330	100	13	3000
CKO43	12.0	4.2	4.8	3.5	1.5	8.0	330	100	13	2000
CKO53	12.0	5.5	6.1	3.6	1.5	8.0	330	100	13	2000
CKO54	12.0	5.6	6.3	5.2	1.5	8.0	330	100	13	1500
CKO75	16.0	7.6	8.6	5.6	1.5	12.0	330	100	13	1000
CKO104	24.0	9.1	10.1	4.8	1.5	12.0	330	100	13	1000
CKO105	24.0	9.1	10.1	6.1	1.5	12.0	330	100	13	1000
CKO106	24.0	9.1	10.1	7.3	1.5	12.0	330	100	13	750
CKO108	24.0	9.1	10.1	9.0	1.5	12.0	330	100	13	500

贴片功率电感 CKOB 系列

SMD POWER INDUCTOR CKOB Series

● FEATURES 特性

Various high power inductors are superior to be high saturation for surface mounting.
具有高功率、高饱和电流、低电阻特性。

● APPLICATIONS 用途

Power supply for TVR,OA equipment,audio, communicaton equipments,DC/DC converters,etc.
录影机，OA仪器，音箱，通信设备，DC/DC转换器

● Part NumberING SYSTEM 品名系统

CKOB 1306 10μH M

- 4.TOLERANCE CODE公差 J.±5%,K:±10%,L:±15% M±20%,P:±25%,N:±30%
- 3.INDUCTANCE电感值
- 2.DIMENSIONS 尺寸
- 1.SERIES NAME品名

● SHAPES AND DIMENSIONS 外形尺寸 (Unit:mm)

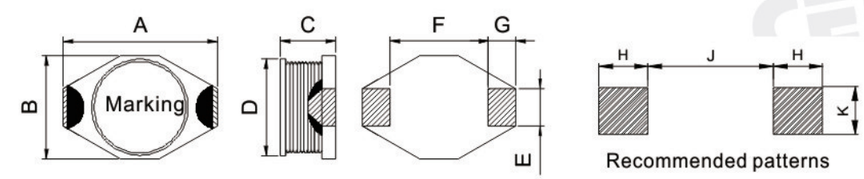

TYPE(型号)	A(Max)	B(Max)	C(Max)	D	E	F	G	H	J	K
CKOB1306	14.0	10.0	5.2	8.4	2.54	7.6	2.54	2.92	7.37	2.79
CKOB1312	14.0	10.0	11.5	8.4	2.54	7.6	2.54	2.92	7.37	2.79
CKOB1808	19.5	15.5	7.0	12.7	2.7	12.7	2.54	2.92	13.10	2.79

SPECIFICATION TABLE 规格特性表

CKOB1306

Part Number 型号	Inductance 电感值(μH)	DCR 直流电阻(Ω)	IDC 额定电流(A)
		Max.	Max.
CKOB1306-4.7uH/M	4.7±20%	0.027	4.80
CKOB1306-6.8uH/M	6.8±20%	0.038	4.50
CKOB1306-10uH/M	10±20%	0.050	3.80
CKOB1306-15uH/M	15±20%	0.068	3.00
CKOB1306-22uH/M	22±20%	0.085	2.40
CKOB1306-33uH/M	33±20%	0.130	2.00
CKOB1306-47uH/M	47±20%	0.150	1.80
CKOB1306-68uH/M	68±20%	0.260	1.30
CKOB1306-100uH/M	100±20%	0.350	1.20
CKOB1306-150uH/M	150±20%	0.450	0.80
CKOB1306-220uH/M	220±20%	0.750	0.75
CKOB1306-330uH/M	330±20%	1.020	0.60

CKOB1312

Part Number 型号	Inductance 电感值(μH)	DCR 直流电阻(Ω)	IDC 额定电流(A)
		Max.	Max.
CKOB1312-6.8uH/M	6.8±20%	0.030	6.00
CKOB1312-10uH/M	10±20%	0.038	5.50
CKOB1312-22uH/M	22±20%	0.080	4.00
CKOB1312-33uH/M	33±20%	0.100	3.80
CKOB1312-47uH/M	47±20%	0.120	3.50
CKOB1312-68uH/M	68±20%	0.190	2.70
CKOB1312-100uH/M	100±20%	0.250	2.50
CKOB1312-330uH/M	330±20%	0.700	1.20

Remark:

1. All test data is reference to 25℃ ambient.
2. Inductance Tested at 100kHz,0.25Vrms
3. IDC: DC current at which the inductance drops approximate 20% from its value without current;
4. Irms: DC current that causes the temperature rise (△T ≤40℃) from 25℃ ambient.
5. Operating Temperature : -40℃ ~ +125℃(Including self - temperature rise)

CKOB1808

Part Number 型号	Inductance 电感值(μH)	DCR 直流电阻(Ω)	IDC 额定电流(A)
		Max.	Max.
CKOB1808-4.7uH/M	4.7±20%	0.020	10.00
CKOB1808-10uH/M	10±20%	0.030	6.00
CKOB1808-33uH/M	33±20%	0.090	5.50
CKOB1808-47uH/M	47±20%	0.120	4.50
CKOB1808-68uH/M	68±20%	0.170	3.50
CKOB1808-100uH/M	100±20%	0.250	3.00
CKOB1808-150uH/M	150±20%	0.350	2.00
CKOB1808-220uH/M	220±20%	0.450	1.80
CKOB1808-330uH/M	330±20%	0.700	1.00
CKOB1808-560uH/M	560±20%	1.20	0.90
CKOB1808-1mH/M	1000±20%	1.80	0.80

Remark:

1. All test data is reference to 25℃ ambient.
2. Inductance Tested at 100kHz,0.25Vrms
3. IDC: DC current at which the inductance drops approximate 20% from its value without current;
4. Irms: DC current that causes the temperature rise (△T ≤40℃) from 25℃ ambient.
5. Operating Temperature : -40℃ ~ +125℃(Including self - temperature rise)

PACKAGING SPECIFICATION 包装规格

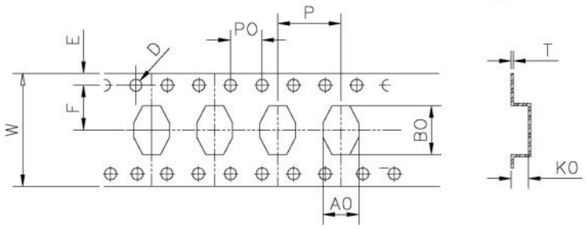

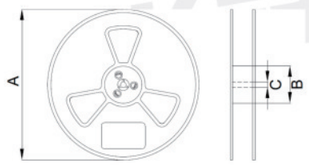

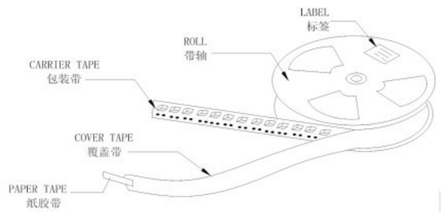

TYPE(型号)	Tape Dimension 载带尺寸(mm)						Reel Dimension 卷盘尺寸 (mm)			Quantity (Pcs/Reel) 数量 (个/卷)
	W	A0	B0	K0	D	P	A	B	C	
CKOB1306	24.0	9.5	13.5	5.5	1.5	12.0	330	100	13	1000
CKOB1312	24.0	9.5	13.3	11.7	1.5	12.0	330	100	13	250
CKOB1808	32.0	15.1	19.7	6.8	1.5	20.0	330	100	13	500

工字电感 CKOCR 系列

RADIAL TYPE CHOKE INDUCTOR CKOCR Series

● FEATURES 特性

Low cost ,Wide range of inductance , High reliability
低损耗，感量高，高可靠性。

● APPLICATIONS 用途

TVs and Audio equipment 电视和音响设备
Telecommunication devices 电信设备
RF filters 射频滤波器

● Part NumberING SYSTEM 品名系统

CKOCR 0408 22μH K

4.TOLERANCE CODE公差
J.±5%,K:±10%,L:±15%
M±20%,P:±25%,N:±30%

3.INDUCTANCE电感值

2.DIMENSIONS 尺寸

1.SERIES NAME品名

● SHAPES AND DIMENSIONS 外形尺寸 (Unit:mm)

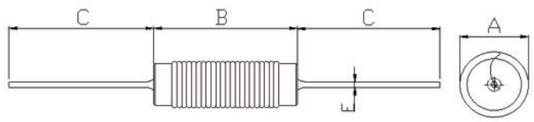

TYPE(型号)	A	B	C	E
CKOCR0310	5.0Max	13.0Max	25Ref	0.55±0.1
CKOCR0408	6.0Max	11.0Max	25Ref	0.55±0.1
CKOCR0410	6.0Max	13.0Max	25Ref	0.55±0.1

工字电感 CKOC 系列

RADIAL TYPE CHOKE INDUCTOR CKOC Series

● FEATURES 特性

Low cost ,Wide range of inductance , High reliability
低损耗，感量高，高可靠性。

● APPLICATIONS 用途

TVs and Audio equipment 电视和音响设备
Telecommunication devices 电信设备
RF filters 射频滤波器

● Part NumberING SYSTEM 品名系统

CKOC 0513 22μH K

- K — 4.TOLERANCE CODE公差 J.±5%,K:±10%,L:±15% M±20%,P:±25%,N:±30%
- 22μH — 3.INDUCTANCE电感值
- 0513 — 2.DIMENSIONS 尺寸
- CKOC — 1.SERIES NAME品名

● SHAPES AND DIMENSIONS 外形尺寸 (Unit:mm)

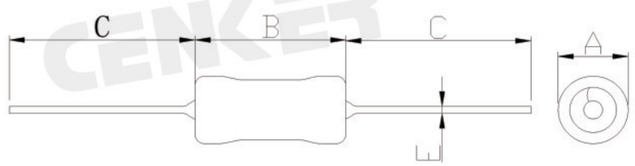

TYPE(型号)	A	B	C	E
CKOC0513	7.0Max	16.0Max	25Ref	0.8±0.1
CKOC1019	12Max	23.0Max	25Ref	0.8±0.1

SPECIFICATION TABLE 规格特性表

CKOCR0310

Part Number 型号	Inductance 电感值(μH)	DCR 直流电阻(Ω) Max.	IDC 额定电流(A) Max.	Test Frequency 测试频率
CKOCR0310-3.3uH/M	3.3±20%	0.23	0.90	100kHz,0.25V
CKOCR0310-4.7uH/M	4.7±20%	0.50	0.70	100kHz,0.25V
CKOCR0310-6.8uH/M	6.8±20%	0.60	0.55	100kHz,0.25V
CKOCR0310-8.2uH/M	8.2±20%	0.70	0.50	100kHz,0.25V
CKOCR0310-10uH/K	10±10%	0.80	0.45	1kHz,0.25V

CKOCR0408

Part Number 型号	Inductance 电感值(μH)	DCR 直流电阻(Ω) Max.	IDC 额定电流(A) Max.	Test Frequency 测试频率
CKOCR0408-15uH/K	15±10%	0.83	0.50	1kHz,0.25V
CKOCR0408-22uH/K	22±10%	1.05	0.40	1kHz,0.25V
CKOCR0408-33uH/K	33±10%	1.30	0.30	1kHz,0.25V

CKOCR0410

Part Number 型号	Inductance 电感值(μH)	DCR 直流电阻(Ω) Max.	IDC 额定电流(A) Max.	Test Frequency 测试频率
CKOCR0410-15uH/K	15±10%	0.78	0.80	1kHz,0.25V
CKOCR0410-22uH/K	22±10%	0.95	0.60	1kHz,0.25V
CKOCR0410-33uH/K	33±10%	1.20	0.45	1kHz,0.25V
CKOCR0410-47uH/K	47±10%	1.60	0.38	1kHz,0.25V
CKOCR0410-56uH/K	56±10%	1.75	0.35	1kHz,0.25V
CKOCR0410-68uH/K	68±10%	2.50	0.32	1kHz,0.25V
CKOCR0410-82uH/K	82±10%	3.50	0.27	1kHz,0.25V

Remark:

1. All test data is reference to 25℃ ambient.
2. IDC: DC current at which the inductance drops approximate 20% from its value without current;
3. Operating Temperature : -25℃ ~ +105℃(Including self - temperature rise)

SPECIFICATION TABLE 规格特性表

CKOC0513

Part Number 型号	Inductance 电感值(μH)	DCR 直流电阻(Ω) Max.	IDC 额定电流(A) Max.	Test Frequency 测试频率
CKOC0513-6.8uH/M	6.8±20%	0.06	0.80	100kHz,0.25V
CKOC0513-8.2uH/M	8.2±20%	0.08	0.43	100kHz,0.25V
CKOC0513-10uH/K	10±10%	0.09	0.40	1kHz,0.25V
CKOC0513-15uH/K	15±10%	0.11	0.36	1kHz,0.25V
CKOC0513-22uH/K	22±10%	0.13	0.33	1kHz,0.25V

CKOC1019

Part Number 型号	Inductance 电感值(μH)	DCR 直流电阻(Ω) Max.	IDC 额定电流(A) Max.	Test Frequency 测试频率
CKOC1019-10uH/K	10±10%	0.033	1.70	1kHz,0.25V
CKOC1019-15uH/K	15±10%	0.040	1.40	1kHz,0.25V
CKOC1019-22uH/K	22±10%	0.050	1.20	1kHz,0.25V
CKOC1019-33uH/K	33±10%	0.075	0.95	1kHz,0.25V
CKOC1019-47uH/K	47±10%	0.109	0.83	1kHz,0.25V
CKOC1019-68uH/K	68±10%	0.140	0.70	1kHz,0.25V
CKOC1019-100uH/K	100±10%	0.208	0.55	1kHz,0.25V
CKOC1019-120uH/K	120±10%	0.283	0.50	1kHz,0.25V
CKOC1019-150uH/K	150±10%	0.340	0.45	1kHz,0.25V
CKOC1019-180uH/K	180±10%	0.362	0.45	1kHz,0.25V
CKOC1019-220uH/K	220±10%	0.430	0.35	1kHz,0.25V
CKOC1019-270uH/K	270±10%	0.557	0.30	1kHz,0.25V
CKOC1019-330uH/K	330±10%	0.665	0.30	1kHz,0.25V
CKOC1019-390uH/K	390±10%	0.772	0.25	1kHz,0.25V
CKOC1019-470uH/K	470±10%	1.150	0.25	1kHz,0.25V
CKOC1019-560uH/K	560±10%	1.270	0.25	1kHz,0.25V
CKOC1019-680uH/K	680±10%	1.610	0.20	1kHz,0.25V
CKOC1019-820uH/K	820±10%	1.960	0.20	1kHz,0.25V
CKOC1019-1mH/K	1000±10%	2.300	0.18	1kHz,0.25V
CKOC1019-1.2mH/K	1200±10%	2.650	0.17	1kHz,0.25V
CKOC1019-1.5mH/K	1500±10%	3.400	0.14	1kHz,0.25V
CKOC1019-1.8mH/K	1800±10%	4.030	0.13	1kHz,0.25V
CKOC1019-2.2mH/K	2200±10%	4.380	0.12	1kHz,0.25V
CKOC1019-2.7mH/K	2700±10%	5.400	0.10	1kHz,0.25V
CKOC1019-3.3mH/K	3300±10%	6.560	0.095	1kHz,0.25V

Remark:

1. All test data is reference to 25℃ ambient.
2. IDC: DC current at which the inductance drops approximate 20% from its value without current;
3. Operating Temperature : -25℃ ~ +85℃(Including self - temperature rise)

工字电感 CKPK 系列

DRUM CHOKE INDUCTOR CKPK SERIES

● FEATURES 特性

Contain high - frequency ferrite,comparatively large rated current
高频铁氧体材料，大额定电流

● APPLICATIONS 用途

Power supples，DC-DC converters，TVs，VTRs，Computers；computer Peripherals，Home Elecyric Appliance，Electronic toys and games.
用于电源，DC-DC转换器，电视机，录相机，计算机，计算机周边设备，家用电器，电动玩具等。

● Part NumberING SYSTEM 品名系统

CKPK 0810 22μH K

- K → 4.TOLERANCE CODE公差 J.±5%,K:±10%,L:±15% M±20%,P:±25%,N:±30%
- 22μH → 3.INDUCTANCE电感值
- 0810 → 2.DIMENSIONS 尺寸
- CKPK → 1.SERIES NAME品名

● SHAPES AND DIMENSIONS 外形尺寸 (Unit:mm)

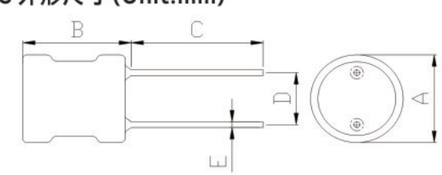

TYPE(型号)	A	B	C	D	E
CKPK0406	6.0Max	9.0Max	15±2.0	2.0±0.5	0.48±0.1
CKPK0507	6.5Max	9.5Max	15±2.0	2.5±0.5	0.6±0.1
CKPK0608	8.0Max	11.0Max	15±2.0	3.0±0.5	0.6±0.1
CKPK0707	9.0Max	10.0Max	15±2.0	5.0±0.5	0.6±0.1
CKPK0810	11.0Max	13.0Max	15±2.0	5.0±0.5	0.6±0.1
CKPK0912	12.0Max	15.0Max	15±2.0	5.0±0.5	0.8±0.1
CKPK1012	13.0Max	16.0Max	15±2.0	6.0±0.5	0.8±0.1
CKPK1016	13.0Max	20.0Max	15±2.0	6.0±0.5	0.8±0.1
CKPK1216	15.0Max	20.0Max	15±2.0	7.5±1.0	0.8±0.1

● Remarks 备注

(1) All test data is reference to 25℃ ambient.
(2) IDC: DC current at which the inductance drops approximate 10% or 20% from its value without current;
(3) Operating Temperature : -25℃ ~ +105℃(Including self - temperature rise)

SPECIFICATION TABLE 规格特性表

CKPK0406

Part Number 型号	Inductance 电感值(μH)	DCR 直流电阻(Ω) Max.	IDC 额定电流(A) Max.	Test Frequency 测试频率
CKPK0406-4.7uH/M	4.7±20%	0.11	1.50	100kHz，0.25V
CKPK0406-6.8uH/M	6.8±20%	0.13	1.00	100kHz，0.25V
CKPK0406-10uH/K	10±10%	0.15	0.70	1kHz,0.25V
CKPK0406-15uH/K	15±10%	0.2	0.65	1kHz,0.25V
CKPK0406-18uH/K	18±10%	0.24	0.63	1kHz,0.25V
CKPK0406-22uH/K	22±10%	0.26	0.60	1kHz,0.25V
CKPK0406-27uH/K	27±10%	0.3	0.56	1kHz,0.25V
CKPK0406-33uH/K	33±10%	0.4	0.55	1kHz,0.25V
CKPK0406-39uH/K	39±10%	0.5	0.52	1kHz,0.25V
CKPK0406-47uH/K	47±10%	0.6	0.51	1kHz,0.25V
CKPK0406-56uH/K	56±10%	0.7	0.50	1kHz,0.25V
CKPK0406-68uH/K	68±10%	1.0	0.48	1kHz,0.25V
CKPK0406-82uH/K	82±10%	1.2	0.47	1kHz,0.25V
CKPK0406-100uH/K	100±10%	1.4	0.45	1kHz,0.25V
CKPK0406-120uH/K	120±10%	1.5	0.40	1kHz,0.25V
CKPK0406-150uH/K	150±10%	1.6	0.35	1kHz,0.25V
CKPK0406-180uH/K	180±10%	1.8	0.30	1kHz,0.25V
CKPK0406-220uH/K	220±10%	2.0	0.24	1kHz,0.25V
CKPK0406-270uH/K	270±10%	2.5	0.22	1kHz,0.25V
CKPK0406-330uH/K	330±10%	3.0	0.20	1kHz,0.25V
CKPK0406-390uH/K	390±10%	3.3	0.18	1kHz,0.25V
CKPK0406-470uH/K	470±10%	3.5	0.17	1kHz,0.25V
CKPK0406-560uH/K	560±10%	4.0	0.16	1kHz,0.25V
CKPK0406-680uH/K	680±10%	6.0	0.15	1kHz,0.25V
CKPK0406-820uH/K	820±10%	7.0	0.12	1kHz,0.25V
CKPK0406-1mH/K	1000±10%	9.0	0.10	1kHz,0.25V
CKPK0406-1.2mH/K	1200±10%	12.0	0.09	1kHz,0.25V
CKPK0406-1.5mH/K	1500±10%	15.0	0.08	1kHz,0.25V
CKPK0406-1.8mH/K	1800±10%	17.0	0.07	1kHz,0.25V
CKPK0406-2.2mH/K	2200±10%	22.0	0.065	1kHz,0.25V
CKPK0406-2.7mH/K	2700±10%	30.0	0.06	1kHz,0.25V
CKPK0406-3.3mH/K	3300±10%	33.0	0.055	1kHz,0.25V

CKPK0507

Part Number 型号	Inductance 电感值(μH)	DCR 直流电阻(Ω) Max.	IDC 额定电流(A) Max.	Test Frequency 测试频率
CKPK0507-4.7uH/M	4.7±20%	0.05	2.0	100kHz,0.25V
CKPK0507-6.8uH/M	6.8±20%	0.06	1.8	100kHz,0.25V
CKPK0507-10uH/K	10±10%	0.08	1.6	1kHz,0.25V
CKPK0507-15uH/K	15±10%	0.14	1.4	1kHz,0.25V
CKPK0507-22uH/K	22±10%	0.16	1.0	1kHz,0.25V
CKPK0507-33uH/K	33±10%	0.3	0.8	1kHz,0.25V
CKPK0507-47uH/K	47±10%	0.45	0.7	1kHz,0.25V
CKPK0507-68uH/K	68±10%	0.55	0.6	1kHz,0.25V
CKPK0507-82uH/K	82±10%	0.6	0.55	1kHz,0.25V
CKPK0507-100uH/K	100±10%	0.8	0.5	1kHz,0.25V
CKPK0507-120uH/K	120±10%	1.0	0.48	1kHz,0.25V
CKPK0507-150uH/K	150±10%	1.5	0.45	1kHz,0.25V
CKPK0507-180uH/K	180±10%	1.8	0.42	1kHz,0.25V
CKPK0507-220uH/K	220±10%	2.0	0.4	1kHz,0.25V
CKPK0507-330uH/K	330±10%	2.6	0.3	1kHz,0.25V
CKPK0507-390uH/K	390±10%	2.8	0.28	1kHz,0.25V
CKPK0507-470uH/K	470±10%	3.0	0.25	1kHz,0.25V
CKPK0507-560uH/K	560±10%	3.5	0.24	1kHz,0.25V
CKPK0507-680uH/K	680±10%	4.5	0.23	1kHz,0.25V
CKPK0507-820uH/K	820±10%	5.0	0.2	1kHz,0.25V
CKPK0507-1mH/K	1000±10%	6.0	0.18	1kHz,0.25V
CKPK0507-1.2mH/K	1200±10%	8.0	0.16	1kHz,0.25V
CKPK0507-1.5mH/K	1500±10%	9.0	0.15	1kHz,0.25V
CKPK0507-1.8mH/K	1800±10%	10.0	0.14	1kHz,0.25V
CKPK0507-2.2mH/K	2200±10%	12.0	0.1	1kHz,0.25V
CKPK0507-2.7mH/K	2700±10%	16.0	0.09	1kHz,0.25V
CKPK0507-3.3mH/K	3300±10%	20.0	0.08	1kHz,0.25V
CKPK0507-3.9mH/K	3900±10%	26.0	0.07	1kHz,0.25V
CKPK0507-4.7mH/K	4700±10%	30.0	0.06	1kHz,0.25V
CKPK0507-5.6mH/K	5600±10%	32.0	0.055	1kHz,0.25V
CKPK0507-6.8mH/K	6800±10%	36.0	0.05	1kHz,0.25V
CKPK0507-8.2mH/K	8200±10%	40.0	0.045	1kHz,0.25V
CKPK0507-10mH/K	10000±10%	60.0	0.04	1kHz,0.25V

CKPK0608

Part Number 型号	Inductance 电感值(μH)	DCR 直流电阻(Ω) Max.	IDC 额定电流(A) Max.	Test Frequency 测试频率
CKPK0608-10uH/K	10±10%	0.09	2.0	1kHz,0.25V
CKPK0608-15uH/K	15±10%	0.11	1.8	1kHz,0.25V
CKPK0608-22uH/K	22±10%	0.13	1.5	1kHz,0.25V
CKPK0608-33uH/K	33±10%	0.19	1.0	1kHz,0.25V
CKPK0608-47uH/K	47±10%	0.23	0.9	1kHz,0.25V
CKPK0608-68uH/K	68±10%	0.37	0.8	1kHz,0.25V
CKPK0608-82uH/K	82±10%	0.39	0.75	1kHz,0.25V
CKPK0608-100uH/K	100±10%	0.44	0.7	1kHz,0.25V
CKPK0608-120uH/K	120±10%	0.64	0.65	1kHz,0.25V
CKPK0608-150uH/K	150±10%	0.73	0.6	1kHz,0.25V
CKPK0608-180uH/K	180±10%	0.82	0.55	1kHz,0.25V
CKPK0608-220uH/K	220±10%	0.92	0.5	1kHz,0.25V
CKPK0608-270uH/K	270±10%	1.3	0.45	1kHz,0.25V
CKPK0608-330uH/K	330±10%	1.5	0.4	1kHz,0.25V
CKPK0608-390uH/K	390±10%	1.8	0.35	1kHz,0.25V
CKPK0608-470uH/K	470±10%	2.3	0.3	1kHz,0.25V
CKPK0608-560uH/K	560±10%	3.0	0.28	1kHz,0.25V
CKPK0608-680uH/K	680±10%	3.25	0.25	1kHz,0.25V
CKPK0608-820uH/K	820±10%	4.16	0.23	1kHz,0.25V
CKPK0608-1mH/K	1000±10%	5.0	0.21	1kHz,0.25V
CKPK0608-1.2mH/K	1200±10%	6.5	0.2	1kHz,0.25V
CKPK0608-1.5mH/K	1500±10%	8.0	0.17	1kHz,0.25V
CKPK0608-1.8mH/K	1800±10%	9.0	0.16	1kHz,0.25V
CKPK0608-2.2mH/K	2200±10%	9.5	0.14	1kHz,0.25V
CKPK0608-2.7mH/K	2700±10%	10.0	0.12	1kHz,0.25V
CKPK0608-3.3mH/K	3300±10%	11.0	0.1	1kHz,0.25V
CKPK0608-3.9mH/K	3900±10%	13.0	0.09	1kHz,0.25V
CKPK0608-4.7mH/K	4700±10%	17.0	0.08	1kHz,0.25V
CKPK0608-5.6mH/K	5600±10%	20.0	0.07	1kHz,0.25V
CKPK0608-6.8mH/K	6800±10%	27.0	0.06	1kHz,0.25V
CKPK0608-8.2mH/K	8200±10%	32.0	0.055	1kHz,0.25V
CKPK0608-10mH/K	10000±10%	38.0	0.05	1kHz,0.25V
CKPK0608-12mH/K	12000±10%	43.0	0.045	1kHz,0.25V
CKPK0608-15mH/K	15000±10%	65.0	0.04	1kHz,0.25V

CKPK0707

Part Number 型号	Inductance 电感值(μH)	DCR 直流电阻(Ω) Max.	IDC 额定电流(A) Max.	Test Frequency 测试频率
CKPK0707-4.7uH/M	4.7±20%	0.04	3.0	100kHz,0.25V
CKPK0707-6.8uH/M	6.8±20%	0.045	2.5	100kHz,0.25V
CKPK0707-10uH/K	10±10%	0.065	2.4	1kHz,0.25V
CKPK0707-12uH/K	12±10%	0.075	2.3	1kHz,0.25V
CKPK0707-15uH/K	15±10%	0.09	2.2	1kHz,0.25V
CKPK0707-18uH/K	18±10%	0.12	2.0	1kHz,0.25V
CKPK0707-22uH/K	22±10%	0.13	1.8	1kHz,0.25V
CKPK0707-27uH/K	27±10%	0.14	1.6	1kHz,0.25V
CKPK0707-33uH/K	33±10%	0.15	1.5	1kHz,0.25V
CKPK0707-39uH/K	39±10%	0.20	1.3	1kHz,0.25V
CKPK0707-47uH/K	47±10%	0.22	1.2	1kHz,0.25V
CKPK0707-56uH/K	56±10%	0.25	1.1	1kHz,0.25V
CKPK0707-68uH/K	68±10%	0.32	1.0	1kHz,0.25V
CKPK0707-82uH/K	82±10%	0.35	0.95	1kHz,0.25V
CKPK0707-100uH/K	100±10%	0.40	0.9	1kHz,0.25V
CKPK0707-120uH/K	120±10%	0.55	0.85	1kHz,0.25V
CKPK0707-150uH/K	150±10%	0.80	0.8	1kHz,0.25V
CKPK0707-180uH/K	180±10%	0.90	0.7	1kHz,0.25V
CKPK0707-220uH/K	220±10%	1.0	0.65	1kHz,0.25V
CKPK0707-270uH/K	270±10%	1.3	0.55	1kHz,0.25V
CKPK0707-330uH/K	330±10%	1.5	0.5	1kHz,0.25V
CKPK0707-390uH/K	390±10%	1.6	0.45	1kHz,0.25V
CKPK0707-470uH/K	470±10%	1.7	0.38	1kHz,0.25V
CKPK0707-560uH/K	560±10%	1.8	0.35	1kHz,0.25V
CKPK0707-680uH/K	680±10%	2.5	0.3	1kHz,0.25V
CKPK0707-820uH/K	820±10%	3.7	0.28	1kHz,0.25V
CKPK0707-1mH/K	1000±10%	4.0	0.26	1kHz,0.25V
CKPK0707-1.2mH/K	1200±10%	4.5	0.24	1kHz,0.25V
CKPK0707-1.5mH/K	1500±10%	5.6	0.22	1kHz,0.25V
CKPK0707-1.8mH/K	1800±10%	6.5	0.2	1kHz,0.25V
CKPK0707-2.2mH/K	2200±10%	7.7	0.18	1kHz,0.25V
CKPK0707-2.7mH/K	2700±10%	9.6	0.16	1kHz,0.25V
CKPK0707-3.3mH/K	3300±10%	12.0	0.14	1kHz,0.25V
CKPK0707-3.9mH/K	3900±10%	14.0	0.12	1kHz,0.25V
CKPK0707-4.7mH/K	4700±10%	20.0	0.11	1kHz,0.25V
CKPK0707-5.6mH/K	5600±10%	26.0	0.1	1kHz,0.25V
CKPK0707-6.8mH/K	6800±10%	30.0	0.09	1kHz,0.25V
CKPK0707-8.2mH/K	8200±10%	32.0	0.08	1kHz,0.25V
CKPK0707-10mH/K	10000±10%	36.0	0.07	1kHz,0.25V
CKPK0707-12mH/K	12000±10%	48.0	0.06	1kHz,0.25V
CKPK0707-15mH/K	15000±10%	56.0	0.05	1kHz,0.25V

CKPK0810

Part Number 型号	Inductance 电感值(μH)	DCR 直流电阻(Ω) Max.	IDC 额定电流(A) Max.	Test Frequency 测试频率
CKPK0810-3.3uH/M	3.3±20%	0.03	5.0	100kHz,0.25V
CKPK0810-3.9uH/M	3.9±20%	0.04	4.5	100kHz,0.25V
CKPK0810-4.7uH/M	4.7±20%	0.05	4.2	100kHz,0.25V
CKPK0810-5.6uH/M	5.6±20%	0.055	4.0	100kHz,0.25V
CKPK0810-6.8uH/M	6.8±20%	0.06	3.6	100kHz,0.25V
CKPK0810-8.2uH/M	8.2±20%	0.065	3.4	100kHz,0.25V
CKPK0810-10uH/K	10±10%	0.07	3.2	1kHz,0.25V
CKPK0810-12uH/K	12±10%	0.08	3.0	1kHz,0.25V
CKPK0810-15uH/K	15±10%	0.09	2.8	1kHz,0.25V
CKPK0810-18uH/K	18±10%	0.10	2.6	1kHz,0.25V
CKPK0810-22uH/K	22±10%	0.12	2.4	1kHz,0.25V
CKPK0810-27uH/K	27±10%	0.14	2.2	1kHz,0.25V
CKPK0810-33uH/K	33±10%	0.16	2.0	1kHz,0.25V
CKPK0810-39uH/K	39±10%	0.16	1.8	1kHz,0.25V
CKPK0810-47uH/K	47±10%	0.18	1.5	1kHz,0.25V
CKPK0810-56uH/K	56±10%	0.20	1.4	1kHz,0.25V
CKPK0810-68uH/K	68±10%	0.23	1.3	1kHz,0.25V
CKPK0810-82uH/K	82±10%	0.27	1.2	1kHz,0.25V
CKPK0810-100uH/K	100±10%	0.30	1.1	1kHz,0.25V
CKPK0810-120uH/K	120±10%	0.35	1.0	1kHz,0.25V
CKPK0810-150uH/K	150±10%	0.45	0.8	1kHz,0.25V
CKPK0810-180uH/K	180±10%	0.55	0.6	1kHz,0.25V
CKPK0810-220uH/K	220±10%	0.60	0.55	1kHz,0.25V
CKPK0810-270uH/K	270±10%	0.65	0.45	1kHz,0.25V
CKPK0810-330uH/K	330±10%	0.85	0.42	1kHz,0.25V
CKPK0810-390uH/K	390±10%	0.95	0.4	1kHz,0.25V
CKPK0810-470uH/K	470±10%	1.1	0.35	1kHz,0.25V
CKPK0810-560uH/K	560±10%	1.2	0.3	1kHz,0.25V
CKPK0810-680uH/K	680±10%	1.5	0.28	1kHz,0.25V
CKPK0810-820uH/K	820±10%	1.7	0.25	1kHz,0.25V
CKPK0810-1mH/K	1000±10%	2.0	0.22	1kHz,0.25V
CKPK0810-1.2mH/K	1200±10%	2.5	0.2	1kHz,0.25V
CKPK0810-1.5mH/K	1500±10%	2.9	0.18	1kHz,0.25V
CKPK0810-1.8mH/K	1800±10%	3.5	0.15	1kHz,0.25V
CKPK0810-2.2mH/K	2200±10%	4.2	0.14	1kHz,0.25V
CKPK0810-2.7mH/K	2700±10%	5.1	0.13	1kHz,0.25V
CKPK0810-3.3mH/K	3300±10%	6.1	0.12	1kHz,0.25V
CKPK0810-3.9mH/K	3900±10%	7.8	0.11	1kHz,0.25V
CKPK0810-4.7mH/K	4700±10%	8.0	0.10	1kHz,0.25V
CKPK0810-5.6mH/K	5600±10%	10.0	0.095	1kHz,0.25V
CKPK0810-6.8mH/K	6800±10%	14.0	0.09	1kHz,0.25V
CKPK0810-8.2mH/K	8200±10%	15.0	0.085	1kHz,0.25V
CKPK0810-10mH/K	10000±10%	20.0	0.08	1kHz,0.25V
CKPK0810-12mH/K	12000±10%	22.0	0.07	1kHz,0.25V
CKPK0810-15mH/K	15000±10%	24.0	0.06	1kHz,0.25V

CKPK0912

Part Number 型号	Inductance 电感值(μH)	DCR 直流电阻(Ω) Max.	IDC 额定电流(A) Max.	Test Frequency 测试频率
CKPK0912-10uH/K	10±10%	0.04	4.00	1kHz,0.25V
CKPK0912-12uH/K	12±10%	0.045	3.80	1kHz,0.25V
CKPK0912-15uH/K	15±10%	0.05	3.50	1kHz,0.25V
CKPK0912-18uH/K	18±10%	0.06	3.20	1kHz,0.25V
CKPK0912-22uH/K	22±10%	0.07	3.00	1kHz,0.25V
CKPK0912-27uH/K	27±10%	0.10	2.80	1kHz,0.25V
CKPK0912-33uH/K	33±10%	0.12	2.50	1kHz,0.25V
CKPK0912-39uH/K	39±10%	0.12	2.00	1kHz,0.25V
CKPK0912-47uH/K	47±10%	0.13	1.90	1kHz,0.25V
CKPK0912-56uH/K	56±10%	0.14	1.80	1kHz,0.25V
CKPK0912-68uH/K	68±10%	0.15	1.70	1kHz,0.25V
CKPK0912-82uH/K	82±10%	0.16	1.60	1kHz,0.25V
CKPK0912-100uH/K	100±10%	0.25	1.50	1kHz,0.25V
CKPK0912-120uH/K	120±10%	0.28	1.20	1kHz,0.25V
CKPK0912-150uH/K	150±10%	0.30	1.00	1kHz,0.25V
CKPK0912-180uH/K	180±10%	0.45	0.70	1kHz,0.25V
CKPK0912-220uH/K	220±10%	0.50	0.60	1kHz,0.25V
CKPK0912-270uH/K	270±10%	0.65	0.50	1kHz,0.25V
CKPK0912-330uH/K	330±10%	0.85	0.45	1kHz,0.25V
CKPK0912-390uH/K	390±10%	0.95	0.40	1kHz,0.25V
CKPK0912-470uH/K	470±10%	1.1	0.35	1kHz,0.25V
CKPK0912-560uH/K	560±10%	1.2	0.30	1kHz,0.25V
CKPK0912-680uH/K	680±10%	1.3	0.25	1kHz,0.25V
CKPK0912-820uH/K	820±10%	1.5	0.20	1kHz,0.25V
CKPK0912-1mH/K	1000±10%	2.0	0.20	1kHz,0.25V
CKPK0912-1.2mH/K	1200±10%	2.3	0.18	1kHz,0.25V
CKPK0912-1.5mH/K	1500±10%	2.9	0.17	1kHz,0.25V
CKPK0912-1.8mH/K	1800±10%	3.3	0.16	1kHz,0.25V
CKPK0912-2.2mH/K	2200±10%	4.5	0.15	1kHz,0.25V
CKPK0912-2.7mH/K	2700±10%	5.5	0.14	1kHz,0.25V
CKPK0912-3.3mH/K	3300±10%	5.7	0.13	1kHz,0.25V
CKPK0912-3.9mH/K	3900±10%	6.5	0.12	1kHz,0.25V
CKPK0912-4.7mH/K	4700±10%	7.2	0.12	1kHz,0.25V
CKPK0912-5.6mH/K	5600±10%	9.5	0.11	1kHz,0.25V
CKPK0912-6.8mH/K	6800±10%	12	0.10	1kHz,0.25V
CKPK0912-8.2mH/K	8200±10%	14	0.10	1kHz,0.25V
CKPK0912-10mH/K	10000±10%	16	0.09	1kHz,0.25V
CKPK0912-12mH/K	12000±10%	18	0.09	1kHz,0.25V
CKPK0912-15mH/K	15000±10%	21	0.08	1kHz,0.25V
CKPK0912-18mH/K	18000±10%	25	0.08	1kHz,0.25V
CKPK0912-22mH/K	22000±10%	33	0.07	1kHz,0.25V
CKPK0912-27mH/K	27000±10%	40	0.05	1kHz,0.25V
CKPK0912-33mH/K	33000±10%	45	0.04	1kHz,0.25V

CKPK1012

Part Number 型号	Inductance 电感值(μH)	DCR 直流电阻(Ω) Max.	IDC 额定电流(A) Max.	Test Frequency 测试频率
CKPK1012-3.3uH/M	3.3±20%	0.025	5.5	100kHz,0.25V
CKPK1012-3.9uH/M	3.9±20%	0.03	5.0	100kHz,0.25V
CKPK1012-4.7uH/M	4.7±20%	0.035	5.0	100kHz,0.25V
CKPK1012-5.6uH/M	5.6±20%	0.04	4.8	100kHz,0.25V
CKPK1012-6.8uH/M	6.8±20%	0.045	4.8	100kHz,0.25V
CKPK1012-8.2uH/M	8.2±20%	0.05	4.5	100kHz,0.25V
CKPK1012-10uH/M	10±20%	0.055	4.2	1kHz,0.25V
CKPK1012-12uH/K	12±10%	0.06	4.0	1kHz,0.25V
CKPK1012-15uH/K	15±10%	0.065	3.8	1kHz,0.25V
CKPK1012-18uH/K	18±10%	0.07	3.8	1kHz,0.25V
CKPK1012-22uH/K	22±10%	0.08	3.5	1kHz,0.25V
CKPK1012-27uH/K	27±10%	0.09	3.2	1kHz,0.25V
CKPK1012-33uH/K	33±10%	0.10	3.0	1kHz,0.25V
CKPK1012-39uH/K	39±10%	0.12	2.5	1kHz,0.25V
CKPK1012-47uH/K	47±10%	0.13	2.0	1kHz,0.25V
CKPK1012-56uH/K	56±10%	0.14	1.8	1kHz,0.25V
CKPK1012-68uH/K	68±10%	0.15	1.7	1kHz,0.25V
CKPK1012-82uH/K	82±10%	0.16	1.6	1kHz,0.25V
CKPK1012-100uH/K	100±10%	0.18	1.5	1kHz,0.25V
CKPK1012-120uH/K	120±10%	0.20	1.4	1kHz,0.25V
CKPK1012-150uH/K	150±10%	0.25	1.2	1kHz,0.25V
CKPK1012-180uH/K	180±10%	0.28	1.0	1kHz,0.25V
CKPK1012-220uH/K	220±10%	0.30	0.9	1kHz,0.25V
CKPK1012-270uH/K	270±10%	0.42	0.8	1kHz,0.25V
CKPK1012-330uH/K	330±10%	0.55	0.7	1kHz,0.25V
CKPK1012-390uH/K	390±10%	0.60	0.6	1kHz,0.25V
CKPK1012-470uH/K	470±10%	0.65	0.55	1kHz,0.25V
CKPK1012-560uH/K	560±10%	0.75	0.5	1kHz,0.25V
CKPK1012-680uH/K	680±10%	0.85	0.5	1kHz,0.25V
CKPK1012-820uH/K	820±10%	1.10	0.4	1kHz,0.25V
CKPK1012-1mH/K	1000±10%	1.40	0.3	1kHz,0.25V

CKPK1016

Part Number 型号	Inductance 电感值(μH)	DCR 直流电阻(Ω) Max.	IDC 额定电流(A) Max.	Test Frequency 测试频率
CKPK1016-4.7uH/M	4.7±20%	0.02	5.8	100kHz,0.25V
CKPK1016-5.6uH/M	5.6±20%	0.025	5.5	100kHz,0.25V
CKPK1016-6.8uH/M	6.8±20%	0.025	5.4	100kHz,0.25V
CKPK1016-8.2uH/M	8.2±20%	0.028	5.2	100kHz,0.25V
CKPK1016-10uH/M	10±20%	0.035	5.0	1kHz,0.25V
CKPK1016-12uH/K	12±10%	0.038	4.5	1kHz,0.25V
CKPK1016-15uH/K	15±10%	0.04	4.0	1kHz,0.25V
CKPK1016-18uH/K	18±10%	0.06	3.9	1kHz,0.25V
CKPK1016-22uH/K	22±10%	0.08	3.8	1kHz,0.25V
CKPK1016-27uH/K	27±10%	0.10	3.5	1kHz,0.25V
CKPK1016-33uH/K	33±10%	0.11	3.3	1kHz,0.25V
CKPK1016-39uH/K	39±10%	0.12	3.2	1kHz,0.25V
CKPK1016-47uH/K	47±10%	0.13	3.0	1kHz,0.25V
CKPK1016-56uH/K	56±10%	0.135	2.8	1kHz,0.25V
CKPK1016-68uH/K	68±10%	0.14	2.5	1kHz,0.25V
CKPK1016-82uH/K	82±10%	0.15	2.2	1kHz,0.25V
CKPK1016-100uH/K	100±10%	0.18	2.0	1kHz,0.25V
CKPK1016-120uH/K	120±10%	0.20	1.8	1kHz,0.25V
CKPK1016-150uH/K	150±10%	0.22	1.6	1kHz,0.25V
CKPK1016-180uH/K	180±10%	0.25	1.5	1kHz,0.25V
CKPK1016-220uH/K	220±10%	0.30	1.45	1kHz,0.25V
CKPK1016-270uH/K	270±10%	0.35	1.4	1kHz,0.25V
CKPK1016-330uH/K	330±10%	0.60	1.3	1kHz,0.25V
CKPK1016-390uH/K	390±10%	0.70	1.2	1kHz,0.25V
CKPK1016-470uH/K	470±10%	0.80	1.1	1kHz,0.25V
CKPK1016-560uH/K	560±10%	0.90	1.0	1kHz,0.25V
CKPK1016-680uH/K	680±10%	1.00	0.9	1kHz,0.25V
CKPK1016-820uH/K	820±10%	1.20	0.8	1kHz,0.25V
CKPK1016-1mH/K	1000±10%	1.50	0.7	1kHz,0.25V

CKPK1216

Part Number 型号	Inductance 电感值(μH)	DCR 直流电阻(Ω) Max.	IDC 额定电流(A) Max.	Test Frequency 测试频率
CKPK1216-33uH/K	33±10%	0.08	5.0	1kHz,0.25V
CKPK1216-39uH/K	39±10%	0.10	4.5	1kHz,0.25V
CKPK1216-47uH/K	47±10%	0.11	4.2	1kHz,0.25V
CKPK1216-56uH/K	56±10%	0.12	4.0	1kHz,0.25V
CKPK1216-68uH/K	68±10%	0.13	3.5	1kHz,0.25V
CKPK1216-82uH/K	82±10%	0.14	3.3	1kHz,0.25V
CKPK1216-100uH/K	100±10%	0.15	3.2	1kHz,0.25V
CKPK1216-120uH/K	120±10%	0.16	3.0	1kHz,0.25V
CKPK1216-150uH/K	150±10%	0.17	2.7	1kHz,0.25V
CKPK1216-180uH/K	180±10%	0.18	2.5	1kHz,0.25V
CKPK1216-220uH/K	220±10%	0.20	2.3	1kHz,0.25V
CKPK1216-270uH/K	270±10%	0.30	2.0	1kHz,0.25V
CKPK1216-330uH/K	330±10%	0.40	1.9	1kHz,0.25V
CKPK1216-390uH/K	390±10%	0.50	1.8	1kHz,0.25V
CKPK1216-470uH/K	470±10%	0.60	1.7	1kHz,0.25V
CKPK1216-560uH/K	560±10%	0.70	1.6	1kHz,0.25V
CKPK1216-680uH/K	680±10%	0.80	1.5	1kHz,0.25V
CKPK1216-820uH/K	820±10%	0.90	1.4	1kHz,0.25V
CKPK1216-1mH/K	1000±10%	1.00	1.3	1kHz,0.25V
CKPK1216-1.5mH/K	1500±10%	1.50	1.0	1kHz,0.25V
CKPK1216-1.8mH/K	1800±10%	2.00	0.8	1kHz,0.25V
CKPK1216-2.2mH/K	2200±10%	3.00	0.7	1kHz,0.25V
CKPK1216-2.7mH/K	2700±10%	4.50	0.6	1kHz,0.25V
CKPK1216-3.3mH/K	3300±10%	6.00	0.5	1kHz,0.25V

Packaging 包装方式

Bulk 散装/ Dimension of Bag:160mm*170mm

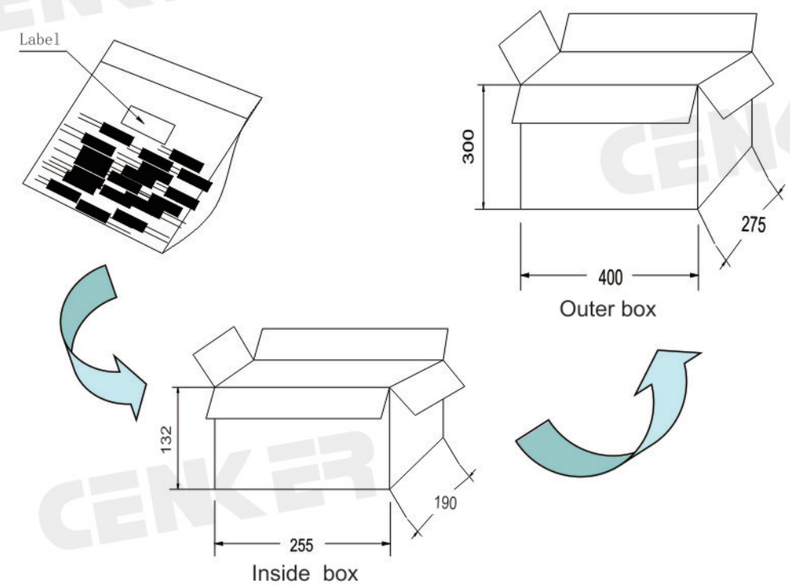

TYPE(型号)	Quantity(Pcs)数量 (个)			Remark
	Bag	Inside box	Outer box	
CKPK0406	1,000 Pcs	10,000 Pcs	40,000 Pcs	
CKPK0507	500 Pcs	5,000 Pcs	20,000 Pcs	
CKPK0608	500 Pcs	4,000 Pcs	16,000 Pcs	
CKPK0707	200 Pcs	2,000 Pcs	8,000 Pcs	
CKPK0810	200 Pcs	2,000 Pcs	8,000 Pcs	
CKPK0912	200 Pcs	2,000 Pcs	4,000 Pcs	※
CKPK1012	100 Pcs	1,200 Pcs	4,800 Pcs	
CKPK1016	100 Pcs	1,000 Pcs	4,000 Pcs	
CKPK1216	100 Pcs	1,000 Pcs	2,000 Pcs	※

※ Outer box/外箱: 465*280*193mm
NOTE:Standard feet long 15mm /标准脚长15mm

Taping Pack 编带包装

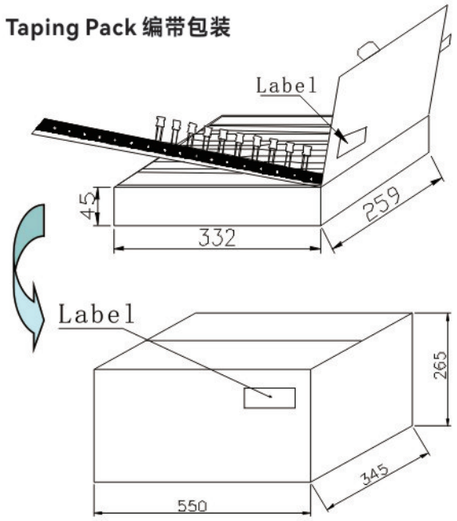

TYPE(型号)	Quantity(Pcs)数量 (个)	
	Box	Carton
CKPK0406	2,000	20,000
CKPK0608	1,500	15,000
CKPK0810	800	8,000

NOTE:Conventional feet long 18-20mm Ref/常规脚长18-20MM 参考

Special occasions Blister packaging/特殊场合吸塑盒包装

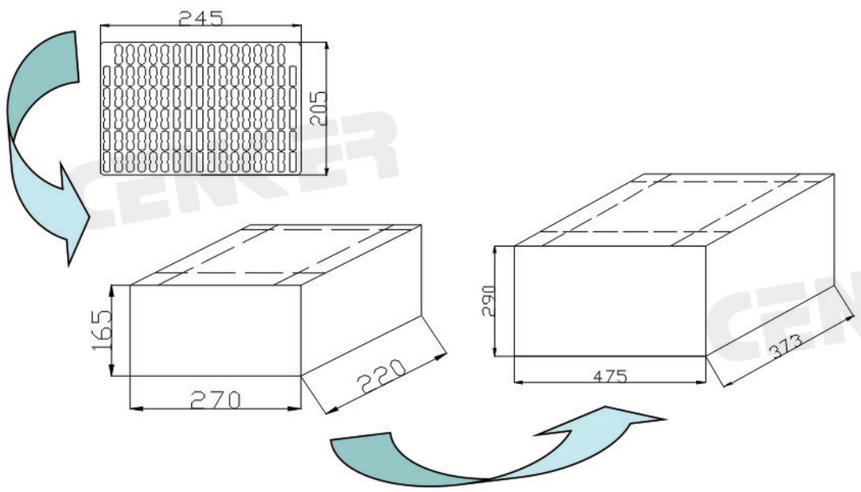

NOTE:1. Number of the actual shall prevail/包装数量和吸塑盘规格以实际为准,吸塑盘图示仅参考;
2. The box contained two boxes outside/2个内箱/外箱。

Soldering 焊接

1. Flow(Wave) Soldering 波峰焊

Peak temperature	≤260°C
Dipping time	5 sec
Soldering	2 times

SMD: Dipping the entire component
Component for Insertion :Dipping to the lead joint of component

2. Hand Soldering/Touchup 手工焊/修补

Soldering iron tip temperature	≤350°C
Soldering time	≤3 sec
Soldering	2 times

工字电感 CKPP 系列

RADIAL TYPE CHOKE INDUCTOR CKPP Series



● FEATURES 特性

Contain high - frequency ferrite,comparatively large rated current
高频铁氧体材料，大额定电流

● APPLICATIONS 用途

Power supples，DC-DC converters，TVs，VTRs，Computers；computer Peripherals，
Home Elecyric Appliance，Electronic toys and games.
用于电源，DC-DC转换器，电视机，录相机，计算机，计算机周边设备，
家用电器，电动玩具等。

● Part NumberING SYSTEM 品名系统

CKPP 0606 2.2μH M

- M → 4.TOLERANCE CODE公差 J.±5%,K:±10%,L:±15% M±20%,P:±25%,N:±30%
- 2.2μH → 3.INDUCTANCE电感值
- 0606 → 2.DIMENSIONS 尺寸
- CKPP → 1.SERIES NAME品名

● SHAPES AND DIMENSIONS 外形尺寸 (Unit:mm)

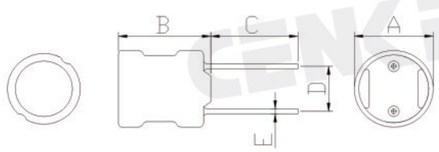

TYPE(型号)	A	B	C	D	E
CKPP0606	7.5Max	7.5Max	15±2.0	4.0±0.5	0.6±0.1
CKPP0807	9.5Max	9.0Max	15±2.0	5.0±0.5	0.6±0.1
CKPP0810	9.5Max	13.0Max	15±2.0	5.0±0.5	0.6±0.1
CKPP1011	12.0Max	13.5Max	15±2.0	5.0±0.5	0.8±0.1
CKPP1014	12.0Max	16.0Max	15±2.0	5.0±0.5	0.8±0.1

● Remarks 备注

(1) All test data is reference to 25℃ ambient.
(2) IDC: DC current at which the inductance drops approximate 10% or 20% from its value without current;
(3) Operating Temperature : -25℃ ~ +105℃(Including self - temperature rise)

SPECIFICATION TABLE 规格特性表

CKPP0606

Part Number 型号	Inductance 电感值(μH)	DCR 直流电阻(Ω) Max.	IDC 额定电流(A) Max.	Test Frequency 测试频率
CKPP0606-22uH/K	22±10%	0.13	0.96	1kHz,0.25V
CKPP0606-27uH/K	27±10%	0.18	0.87	1kHz,0.25V
CKPP0606-33uH/K	33±10%	0.21	0.78	1kHz,0.25V
CKPP0606-39uH/K	39±10%	0.26	0.72	1kHz,0.25V
CKPP0606-47uH/K	47±10%	0.29	0.66	1kHz,0.25V
CKPP0606-56uH/K	56±10%	0.33	0.60	1kHz,0.25V
CKPP0606-68uH/K	68±10%	0.36	0.55	1kHz,0.25V
CKPP0606-82uH/K	82±10%	0.39	0.50	1kHz,0.25V
CKPP0606-100uH/K	100±10%	0.54	0.45	1kHz,0.25V
CKPP0606-120uH/K	120±10%	0.62	0.41	1kHz,0.25V
CKPP0606-150uH/K	150±10%	0.72	0.37	1kHz,0.25V
CKPP0606-180uH/K	180±10%	0.88	0.34	1kHz,0.25V
CKPP0606-220uH/K	220±10%	0.99	0.30	1kHz,0.25V
CKPP0606-270uH/K	270±10%	1.52	0.27	1kHz,0.25V
CKPP0606-330uH/K	330±10%	1.69	0.25	1kHz,0.25V
CKPP0606-390uH/K	390±10%	1.85	0.23	1kHz,0.25V
CKPP0606-470uH/K	470±10%	2.85	0.21	1kHz,0.25V
CKPP0606-560uH/K	560±10%	3.21	0.19	1kHz,0.25V
CKPP0606-680uH/K	680±10%	3.60	0.17	1kHz,0.25V
CKPP0606-820uH/K	820±10%	4.87	0.16	1kHz,0.25V
CKPP0606-1mH/K	1000±10%	5.56	0.14	1kHz,0.25V

CKPP0807

Part Number 型号	Inductance 电感值(μH)	DCR 直流电阻(Ω) Max.	IDC 额定电流(A) Max.	Test Frequency 测试频率
CKPP0807-22uH/K	22±10%	0.08	1.60	1kHz,0.25V
CKPP0807-27uH/K	27±10%	0.10	1.40	1kHz,0.25V
CKPP0807-33uH/K	33±10%	0.14	1.30	1kHz,0.25V
CKPP0807-39uH/K	39±10%	0.15	1.20	1kHz,0.25V
CKPP0807-47uH/K	47±10%	0.17	1.10	1kHz,0.25V
CKPP0807-56uH/K	56±10%	0.19	0.99	1kHz,0.25V
CKPP0807-68uH/K	68±10%	0.21	0.89	1kHz,0.25V
CKPP0807-82uH/K	82±10%	0.27	0.81	1kHz,0.25V
CKPP0807-100uH/K	100±10%	0.32	0.74	1kHz,0.25V
CKPP0807-120uH/K	120±10%	0.36	0.67	1kHz,0.25V
CKPP0807-150uH/K	150±10%	0.51	0.60	1kHz,0.25V
CKPP0807-180uH/K	180±10%	0.57	0.55	1kHz,0.25V
CKPP0807-220uH/K	220±10%	0.76	0.50	1kHz,0.25V
CKPP0807-270uH/K	270±10%	0.86	0.45	1kHz,0.25V
CKPP0807-330uH/K	330±10%	0.90	0.41	1kHz,0.25V
CKPP0807-390uH/K	390±10%	1.28	0.37	1kHz,0.25V
CKPP0807-470uH/K	470±10%	1.44	0.34	1kHz,0.25V
CKPP0807-560uH/K	560±10%	1.61	0.31	1kHz,0.25V
CKPP0807-680uH/K	680±10%	2.07	0.28	1kHz,0.25V
CKPP0807-820uH/K	820±10%	2.33	0.26	1kHz,0.25V
CKPP0807-1mH/K	1000±10%	2.72	0.23	1kHz,0.25V
CKPP0807-1.2mH/K	1200±10%	3.98	0.21	1kHz,0.25V
CKPP0807-1.5mH/K	1500±10%	4.50	0.19	1kHz,0.25V
CKPP0807-1.8mH/K	1800±10%	6.81	0.17	1kHz,0.25V
CKPP0807-2.2mH/K	2200±10%	7.56	0.16	1kHz,0.25V
CKPP0807-2.7mH/K	2700±10%	8.54	0.14	1kHz,0.25V
CKPP0807-3.3mH/K	3300±10%	9.74	0.13	1kHz,0.25V
CKPP0807-3.9mH/K	3900±10%	12.9	0.12	1kHz,0.25V
CKPP0807-4.7mH/K	4700±10%	14.7	0.11	1kHz,0.25V
CKPP0807-5.6mH/K	5600±10%	20.4	0.10	1kHz,0.25V
CKPP0807-6.8mH/K	6800±10%	23.0	0.09	1kHz,0.25V
CKPP0807-8.2mH/K	8200±10%	30.6	0.08	1kHz,0.25V
CKPP0807-10mH/K	10000±10%	35.0	0.07	1kHz,0.25V

CKPP0810

Part Number 型号	Inductance 电感值(μH)	DCR 直流电阻(Ω) Max.	IDC 额定电流(A) Max.	Test Frequency 测试频率
CKPP0810-10uH/K	10±10%	0.04	2.70	1kHz,0.25V
CKPP0810-12uH/K	12±10%	0.045	2.60	1kHz,0.25V
CKPP0810-15uH/K	15±10%	0.05	2.10	1kHz,0.25V
CKPP0810-18uH/K	18±10%	0.055	2.00	1kHz,0.25V
CKPP0810-22uH/K	22±10%	0.06	1.70	1kHz,0.25V
CKPP0810-27uH/K	27±10%	0.06	1.60	1kHz,0.25V
CKPP0810-33uH/K	33±10%	0.07	1.40	1kHz,0.25V
CKPP0810-39uH/K	39±10%	0.08	1.40	1kHz,0.25V
CKPP0810-47uH/K	47±10%	0.10	1.30	1kHz,0.25V
CKPP0810-56uH/K	56±10%	0.11	1.20	1kHz,0.25V
CKPP0810-68uH/K	68±10%	0.14	1.10	1kHz,0.25V
CKPP0810-82uH/K	82±10%	0.16	1.00	1kHz,0.25V
CKPP0810-100uH/K	100±10%	0.19	0.90	1kHz,0.25V
CKPP0810-120uH/K	120±10%	0.22	0.82	1kHz,0.25V
CKPP0810-150uH/K	150±10%	0.27	0.74	1kHz,0.25V
CKPP0810-180uH/K	180±10%	0.31	0.71	1kHz,0.25V
CKPP0810-220uH/K	220±10%	0.38	0.64	1kHz,0.25V
CKPP0810-270uH/K	270±10%	0.53	0.57	1kHz,0.25V
CKPP0810-330uH/K	330±10%	0.61	0.51	1kHz,0.25V
CKPP0810-390uH/K	390±10%	0.69	0.48	1kHz,0.25V
CKPP0810-470uH/K	470±10%	0.89	0.43	1kHz,0.25V
CKPP0810-560uH/K	560±10%	1.01	0.40	1kHz,0.25V
CKPP0810-680uH/K	680±10%	1.18	0.35	1kHz,0.25V
CKPP0810-820uH/K	820±10%	1.57	0.32	1kHz,0.25V
CKPP0810-1mH/K	1000±10%	1.84	0.30	1kHz,0.25V
CKPP0810-1.2mH/K	1200±10%	2.10	0.27	1kHz,0.25V
CKPP0810-1.5mH/K	1500±10%	2.80	0.23	1kHz,0.25V
CKPP0810-1.8mH/K	1800±10%	3.21	0.21	1kHz,0.25V
CKPP0810-2.2mH/K	2200±10%	4.21	0.19	1kHz,0.25V
CKPP0810-2.7mH/K	2700±10%	4.94	0.17	1kHz,0.25V
CKPP0810-3.3mH/K	3300±10%	6.16	0.15	1kHz,0.25V
CKPP0810-3.9mH/K	3900±10%	6.84	0.14	1kHz,0.25V
CKPP0810-4.7mH/K	4700±10%	7.89	0.13	1kHz,0.25V
CKPP0810-5.6mH/K	5600±10%	11.5	0.12	1kHz,0.25V
CKPP0810-6.8mH/K	6800±10%	13.2	0.11	1kHz,0.25V
CKPP0810-8.2mH/K	8200±10%	15.2	0.10	1kHz,0.25V
CKPP0810-10mH/K	10000±10%	22.0	0.09	1kHz,0.25V

CKPP1010

Part Number 型号	Inductance 电感值(μH)	DCR 直流电阻(Ω) Max.	IDC 额定电流(A) Max.	Test Frequency 测试频率
CKPP1010-10uH/K	10±10%	0.023	3.50	1kHz,0.25V
CKPP1010-12uH/K	12±10%	0.024	3.24	1kHz,0.25V
CKPP1010-15uH/K	15±10%	0.036	2.88	1kHz,0.25V
CKPP1010-18uH/K	18±10%	0.039	2.61	1kHz,0.25V
CKPP1010-22uH/K	22±10%	0.042	2.34	1kHz,0.25V
CKPP1010-27uH/K	27±10%	0.045	2.16	1kHz,0.25V
CKPP1010-33uH/K	33±10%	0.057	1.89	1kHz,0.25V
CKPP1010-39uH/K	39±10%	0.076	1.80	1kHz,0.25V
CKPP1010-47uH/K	47±10%	0.10	1.62	1kHz,0.25V
CKPP1010-56uH/K	56±10%	0.11	1.44	1kHz,0.25V
CKPP1010-68uH/K	68±10%	0.15	1.35	1kHz,0.25V
CKPP1010-82uH/K	82±10%	0.16	1.26	1kHz,0.25V
CKPP1010-100uH/K	100±10%	0.19	1.08	1kHz,0.25V
CKPP1010-120uH/K	120±10%	0.21	0.99	1kHz,0.25V
CKPP1010-150uH/K	150±10%	0.23	0.90	1kHz,0.25V
CKPP1010-180uH/K	180±10%	0.26	0.82	1kHz,0.25V
CKPP1010-220uH/K	220±10%	0.29	0.74	1kHz,0.25V
CKPP1010-270uH/K	270±10%	0.36	0.67	1kHz,0.25V
CKPP1010-330uH/K	330±10%	0.51	0.61	1kHz,0.25V
CKPP1010-390uH/K	390±10%	0.69	0.55	1kHz,0.25V
CKPP1010-470uH/K	470±10%	0.98	0.51	1kHz,0.25V
CKPP1010-560uH/K	560±10%	1.10	0.46	1kHz,0.25V
CKPP1010-680uH/K	680±10%	1.20	0.42	1kHz,0.25V
CKPP1010-820uH/K	820±10%	1.30	0.38	1kHz,0.25V
CKPP1010-1mH/K	1000±10%	1.50	0.35	1kHz,0.25V

CKPP1014

Part Number 型号	Inductance 电感值(μH)	DCR 直流电阻(Ω) Max.	IDC 额定电流(A) Max.	Test Frequency 测试频率
CKPP1014-6.8uH/M	6.8±20%	0.026	4.3	1kHz,0.25V
CKPP1014-8.2uH/M	8.2±20%	0.03	4.1	1kHz,0.25V
CKPP1014-10uH/K	10±10%	0.033	4.0	1kHz,0.25V
CKPP1014-12uH/K	12±10%	0.035	3.9	1kHz,0.25V
CKPP1014-15uH/K	15±10%	0.039	3.7	1kHz,0.25V
CKPP1014-18uH/K	18±10%	0.049	3.5	1kHz,0.25V
CKPP1014-22uH/K	22±10%	0.051	3.3	1kHz,0.25V
CKPP1014-27uH/K	27±10%	0.057	3.1	1kHz,0.25V
CKPP1014-33uH/K	33±10%	0.064	2.9	1kHz,0.25V
CKPP1014-39uH/K	39±10%	0.074	2.7	1kHz,0.25V
CKPP1014-47uH/K	47±10%	0.083	2.5	1kHz,0.25V
CKPP1014-56uH/K	56±10%	0.104	2.3	1kHz,0.25V
CKPP1014-68uH/K	68±10%	0.117	2.1	1kHz,0.25V
CKPP1014-82uH/K	82±10%	0.13	1.9	1kHz,0.25V
CKPP1014-100uH/K	100±10%	0.143	1.7	1kHz,0.25V
CKPP1014-120uH/K	120±10%	0.195	1.5	1kHz,0.25V
CKPP1014-150uH/K	150±10%	0.221	1.4	1kHz,0.25V
CKPP1014-180uH/K	180±10%	0.26	1.3	1kHz,0.25V
CKPP1014-220uH/K	220±10%	0.35	1.2	1kHz,0.25V
CKPP1014-270uH/K	270±10%	0.39	1.1	1kHz,0.25V
CKPP1014-330uH/K	330±10%	0.52	1.0	1kHz,0.25V
CKPP1014-390uH/K	390±10%	0.57	0.92	1kHz,0.25V
CKPP1014-470uH/K	470±10%	0.65	0.84	1kHz,0.25V
CKPP1014-560uH/K	560±10%	0.79	0.75	1kHz,0.25V
CKPP1014-680uH/K	680±10%	0.96	0.69	1kHz,0.25V
CKPP1014-820uH/K	820±10%	1.22	0.62	1kHz,0.25V
CKPP1014-1mH/K	1000±10%	1.60	0.52	1kHz,0.25V
CKPP1014-1.2mH/K	1200±10%	2.20	0.46	1kHz,0.25V
CKPP1014-1.5mH/K	1500±10%	2.50	0.41	1kHz,0.25V
CKPP1014-1.8mH/K	1800±10%	2.90	0.36	1kHz,0.25V
CKPP1014-2.2mH/K	2200±10%	3.20	0.32	1kHz,0.25V
CKPP1014-2.7mH/K	2700±10%	3.70	0.29	1kHz,0.25V
CKPP1014-3.3mH/K	3300±10%	5.00	0.27	1kHz,0.25V
CKPP1014-3.9mH/K	3900±10%	5.60	0.25	1kHz,0.25V
CKPP1014-4.7mH/K	4700±10%	7.40	0.23	1kHz,0.25V
CKPP1014-5.6mH/K	5600±10%	8.20	0.21	1kHz,0.25V
CKPP1014-6.8mH/K	6800±10%	11.9	0.19	1kHz,0.25V
CKPP1014-8.2mH/K	8200±10%	14.0	0.17	1kHz,0.25V
CKPP1014-10mH/K	10000±10%	16.0	0.16	1kHz,0.25V

Packaging 包装方式

Bulk 散装/ Dimension of Bag:160mm*170mm

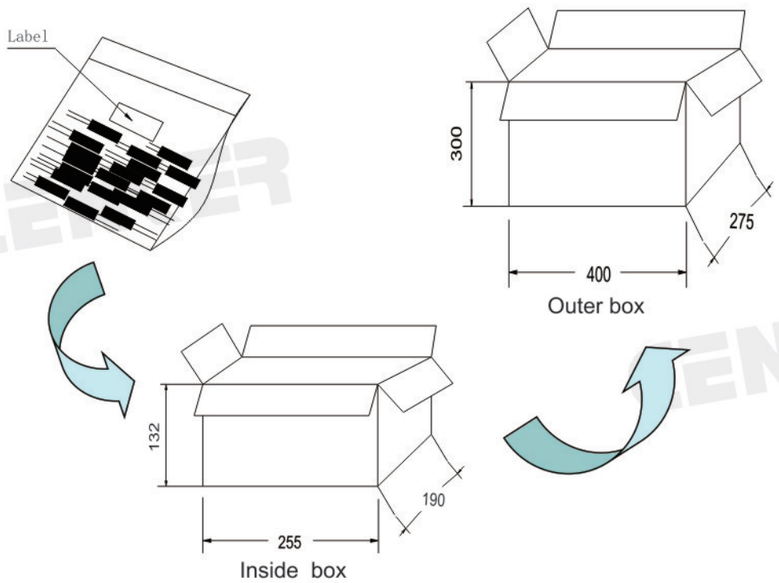

TYPE(型号)	Quantity(Pcs)数量 (个)			Remark
	Bag	Inside box	Outer box	
CKPP0606	500 Pcs	4,000 Pcs	16,000 Pcs	
CKPP0807	200 Pcs	2,000 Pcs	8,000 Pcs	
CKPP0810	200 Pcs	2,000 Pcs	8,000 Pcs	
CKPP1011	100 Pcs	1,200 Pcs	4,800 Pcs	
CKPP1014	100 Pcs	1,000 Pcs	4,000 Pcs	

※ Outer box/外箱: 465*280*193mm
NOTE:Standard feet long 15mm /标准脚长15mm

Taping Pack 编带包装

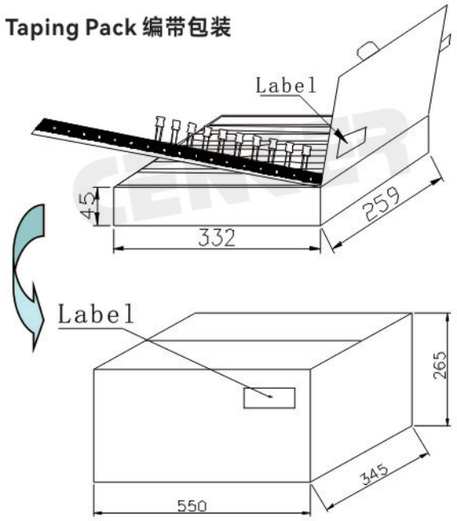

TYPE(型号)	Quantity(Pcs)数量 (个)	
	Box	Carton
CKPP0807	800	8,000
CKPP0810	800	8,000
CKPP1011	800	4,000
CKPP1014	600	3,000

NOTE:Conventional feet long 18-22mm Ref/常规脚长18-22MM 参考

Special occasions Blister packaging/特殊场合吸塑盒包装

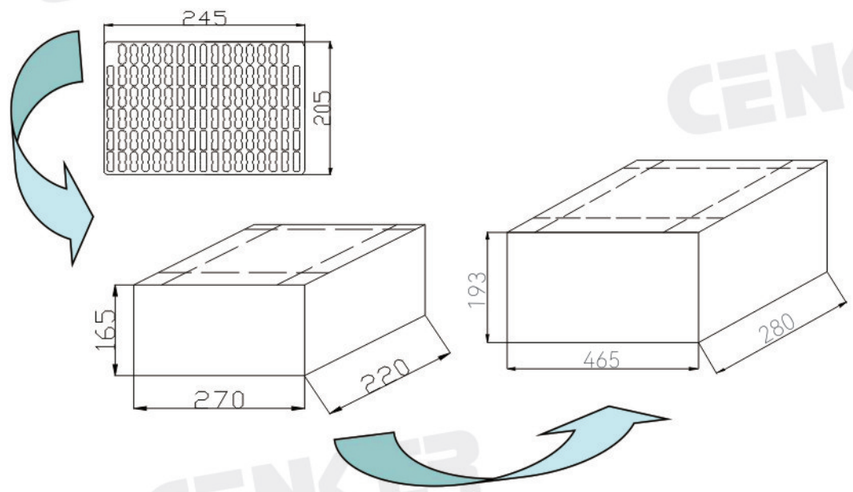

NOTE:1. Number of the actual shall prevail/包装数量和吸塑盘规格以实际为准,吸塑盘图示仅参考;
2. The box contained two boxes outside/2个内箱/外箱。

Soldering 焊接

1. Flow(Wave) Soldering 波峰焊

Peak temperature	≤260°C
Dipping time	5 sec
Soldering	2 times

SMD: Dipping the entire component
Component for Insertion :Dipping to the lead joint of component

2. Hand Soldering/Touchup 手工焊/修补

Soldering iron tip temperature	≤350°C
Soldering time	≤3 sec
Soldering	2 times

工字电感（胶罩） CKPH系列

SHIELD POWER INDUCTOR CKPF Series

● FEATURES 特性

1. Mainly used for power filtering and electromagnetic interference protection.
主要用于电源滤波和电磁干扰防护。
2. It is suitable for user in oudio processing circuits for low，high and bandpass filtering.
通用于低、高带通滤波。

● APPLICATIONS 用途

1. Mainly used for filtering, anti-interference, voltage stabilization, etc. in household appliances and industrial electrical circuits.
主要用于家电，工业电器电路中滤波、抗干扰、稳压等。
2. Speakers, communication equipment, DC/DC converters, switching power supplies, inverters, etc.
音箱，通信设备，DC/DC转换器，开关电源，逆变器等。
3. Adopting a rubber cover packaging structure, it has dust-proof and moisture-proof functions，suitable for scenarios with high environmental sensitivity.
采用胶罩封装结构，具备防尘、防潮功能，适用于对环境敏感度较高的场景。

● Part NumberING SYSTEM 品名系统

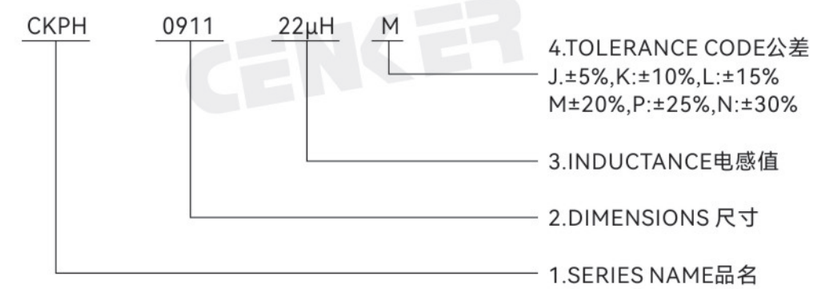

● SHAPES AND DIMENSIONS 外形尺寸 (Unit:mm)

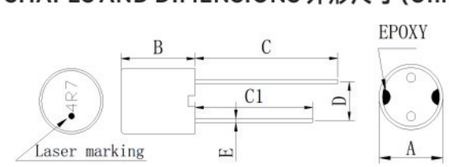

TYPE(型号)	A	B	C	C1	D	E
CKPH0911	Φ9.0Max	11.0Max	22.0±2.0	20.0±2.0	5.0±1.0	Φ0.6±0.1
CKPH1012	Φ10.0Max	12.0Max	22.0±2.0	20.0±2.0	5.0±1.0	Φ0.6±0.1
CKPH1114	Φ11.0Max	14.0Max	22.0±2.0	20.0±2.0	5.0±1.0	Φ0.6±0.1
CKPH1214	Φ17.0Max	20.5Max	22.0±2.0	20.0±2.0	5.0±1.0	Φ0.8±0.1
CKPH1417	Φ14.0Max	17.0Max	23.0±2.0	20.0±2.0	7.5±1.0	Φ0.8±0.1

SPECIFICATION TABLE 规格特性表

CKPH0911

Part Number 型号	Inductance 电感值(μH)	DCR 直流电阻(Ω) Max.	IDC 额定电流(A) Max.	Test Frequency 测试频率
CKPH0911-3.3uH/M	3.3±20%	0.025	3.2	100kHz/0.25V
CKPH0911-4.7uH/M	4.7±20%	0.030	3.0	100kHz/0.25V
CKPH0911-5.6uH/M	5.6±20%	0.035	2.9	100kHz/0.25V
CKPH0911-6.8uH/M	6.8±20%	0.040	2.8	100kHz/0.25V
CKPH0911-10uH/K	10±10%	0.060	2.4	1kHz/0.25V
CKPH0911-15uH/K	15±10%	0.080	2.0	1kHz/0.25V
CKPH0911-22uH/K	22±10%	0.090	1.8	1kHz/0.25V
CKPH0911-27uH/K	27±10%	0.14	1.60	1kHz/0.25V
CKPH0911-33uH/K	33±10%	0.15	1.50	1kHz/0.25V
CKPH0911-39uH/K	39±10%	0.2	1.30	1kHz/0.25V
CKPH0911-47uH/K	47±10%	0.22	1.20	1kHz/0.25V
CKPH0911-56uH/K	56±10%	0.25	1.10	1kHz/0.25V
CKPH0911-68uH/K	68±10%	0.32	1.00	1kHz/0.25V
CKPH0911-82uH/K	82±10%	0.35	0.95	1kHz/0.25V
CKPH0911-100uH/K	100±10%	0.4	0.90	1kHz/0.25V
CKPH0911-120uH/K	120±10%	0.55	0.85	1kHz/0.25V
CKPH0911-150uH/K	150±10%	0.80	0.80	1kHz/0.25V
CKPH0911-180uH/K	180±10%	0.90	0.70	1kHz/0.25V
CKPH0911-220uH/K	220±10%	1.00	0.53	1kHz/0.25V
CKPH0911-270uH/K	270±10%	1.20	0.51	1kHz/0.25V
CKPH0911-330uH/K	330±10%	1.40	0.44	1kHz/0.25V
CKPH0911-390uH/K	390±10%	1.50	0.41	1kHz/0.25V
CKPH0911-470uH/K	470±10%	1.80	0.38	1kHz/0.25V
CKPH0911-560uH/K	560±10%	2.00	0.35	1kHz/0.25V
CKPH0911-680uH/K	680±10%	2.50	0.32	1kHz/0.25V
CKPH0911-820uH/K	820±10%	3.00	0.30	1kHz/0.25V
CKPH0911-1mH/J	1000±5.0%	3.70	0.25	1kHz/0.25V
CKPH0911-1.5mH/J	1500±5.0%	4.80	0.20	1kHz/0.25V
CKPH0911-10mH/J	10000±5.0%	45.00	0.07	1kHz/0.25V

Remark:

1. All test data is reference to 25℃ ambient.
2. IDC: DC current at which the inductance drops approximate 20% from its value without current;
3. Operating Temperature : -25℃ ~ +105℃(Including self - temperature rise)

CKPH1012

Part Number 型号	Inductance 电感值(μH)	DCR 直流电阻(Ω) Max.	IDC 额定电流(A) Max.	Test Frequency 测试频率
CKPH1012-10uH/K	10±10%	0.060	2.4	1kHz/0.25V
CKPH1012-15uH/K	15±10%	0.080	2.0	1kHz/0.25V
CKPH1012-22uH/K	22±10%	0.090	1.8	1kHz/0.25V
CKPH1012-27uH/K	27±10%	0.14	1.60	1kHz/0.25V
CKPH1012-33uH/K	33±10%	0.15	1.50	1kHz/0.25V
CKPH1012-39uH/K	39±10%	0.2	1.30	1kHz/0.25V
CKPH1012-47uH/K	47±10%	0.22	1.20	1kHz/0.25V
CKPH1012-56uH/K	56±10%	0.25	1.10	1kHz/0.25V
CKPH1012-68uH/K	68±10%	0.32	1.00	1kHz/0.25V
CKPH1012-82uH/K	82±10%	0.35	0.95	1kHz/0.25V
CKPH1012-100uH/K	100±10%	0.4	0.90	1kHz/0.25V
CKPH1012-120uH/K	120±10%	0.55	0.85	1kHz/0.25V
CKPH1012-150uH/K	150±10%	0.80	0.80	1kHz/0.25V
CKPH1012-180uH/K	180±10%	0.90	0.70	1kHz/0.25V
CKPH1012-220uH/K	220±10%	1.00	0.53	1kHz/0.25V
CKPH1012-270uH/K	270±10%	1.20	0.51	1kHz/0.25V
CKPH1012-330uH/K	330±10%	1.40	0.44	1kHz/0.25V
CKPH1012-390uH/K	390±10%	1.50	0.41	1kHz/0.25V
CKPH1012-470uH/K	470±10%	1.80	0.38	1kHz/0.25V
CKPH1012-560uH/K	560±10%	2.00	0.35	1kHz/0.25V
CKPH1012-680uH/K	680±10%	2.50	0.32	1kHz/0.25V
CKPH1012-820uH/K	820±10%	3.00	0.30	1kHz/0.25V
CKPH1012-1mH/J	1000±5.0%	3.70	0.25	1kHz/0.25V
CKPH1012-1.5mH/J	1500±5.0%	4.80	0.20	1kHz/0.25V

Remark:

1. All test data is reference to 25℃ ambient.
2. IDC: DC current at which the inductance drops approximate 20% from its value without current;
3. Operating Temperature : -25℃ ~ +105℃(Including self - temperature rise)

CKPH1114

Part Number 型号	Inductance 电感值(μH)	DCR 直流电阻(Ω) Max.	IDC 额定电流(A) Max.	Test Frequency 测试频率
CKPH1114-10uH/K	10±10%	0.045	3.20	1kHz/0.25V
CKPH1114-18uH/K	18±10%	0.06	2.40	1kHz/0.25V
CKPH1114-22uH/K	22±10%	0.080	2.10	1kHz/0.25V
CKPH1114-33uH/K	33±10%	0.120	1.90	1kHz/0.25V
CKPH1114-56uH/K	56±10%	0.150	1.60	1kHz/0.25V
CKPH1114-68uH/K	68±10%	0.160	1.50	1kHz/0.25V
CKPH1114-82uH/K	81.9±10%	0.180	1.40	1kHz/0.25V
CKPH1114-100uH/K	100±10%	0.220	1.30	1kHz/0.25V
CKPH1114-120uH/K	120±10%	0.250	1.20	1kHz/0.25V
CKPH1114-150uH/K	150±10%	0.300	1.10	1kHz/0.25V
CKPH1114-180uH/K	180±10%	0.380	1.00	1kHz/0.25V
CKPH1114-220uH/K	220±10%	0.440	0.75	1kHz/0.25V
CKPH1114-330uH/K	330±10%	0.720	0.68	1kHz/0.25V
CKPH1114-560uH/K	560±10%	1.20	0.52	1kHz/0.25V
CKPH1114-1mH/J	1000±5%	2.00	0.41	1kHz/0.25V
CKPH1114-1.5mH/J	1500±5%	3.20	0.30	1kHz/0.25V
CKPH1114-3.3mH/J	3300±5%	7.00	0.21	1kHz/0.25V

Remark:

1. All test data is reference to 25℃ ambient.
2. IDC: DC current at which the inductance drops approximate 20% from its value without current;
3. Operating Temperature : -25℃ ~ +105℃(Including self - temperature rise)

CKPH1214

Part Number 型号	Inductance 电感值(μH)	DCR 直流电阻(Ω) Max.	IDC 额定电流(A) Max.	Test Frequency 测试频率
CKPH1214-10uH/K	10±10%	0.045	3.20	1kHz/0.25V
CKPH1214-18uH/K	18±10%	0.06	2.40	1kHz/0.25V
CKPH1214-22uH/K	22±10%	0.080	2.10	1kHz/0.25V
CKPH1214-33uH/K	33±10%	0.120	1.90	1kHz/0.25V
CKPH1214-56uH/K	56±10%	0.150	1.60	1kHz/0.25V
CKPH1214-68uH/K	68±10%	0.160	1.50	1kHz/0.25V
CKPH1214-82uH/K	81.9±10%	0.180	1.40	1kHz/0.25V
CKPH1214-100uH/K	100±10%	0.220	1.30	1kHz/0.25V
CKPH1214-120uH/K	120±10%	0.250	1.20	1kHz/0.25V
CKPH1214-150uH/K	150±10%	0.300	1.10	1kHz/0.25V
CKPH1214-180uH/K	180±10%	0.380	1.00	1kHz/0.25V
CKPH1214-220uH/K	220±10%	0.440	0.75	1kHz/0.25V
CKPH1214-330uH/K	330±10%	0.720	0.68	1kHz/0.25V
CKPH1214-560uH/K	560±10%	1.20	0.52	1kHz/0.25V
CKPH1214-1mH/J	1000±5%	2.00	0.41	1kHz/0.25V
CKPH1214-1.5mH/J	1500±5%	3.20	0.30	1kHz/0.25V
CKPH1214-3.3mH/J	3300±5%	7.00	0.21	1kHz/0.25V

Remark:

1. All test data is reference to 25℃ ambient.
2. IDC: DC current at which the inductance drops approximate 20% from its value without current;
3. Operating Temperature : -25℃ ~ +105℃(Including self - temperature rise)

CKPH1417

Part Number 型号	Inductance 电感值(μH)	DCR 直流电阻(Ω) Max.	IDC 额定电流(A) Max.	Test Frequency 测试频率
CKPH1417-100uH/K	100±10%	0.13	2.50	1kHz/0.25V
CKPH1417-120uH/K	120±10%	0.165	2.40	1kHz/0.25V
CKPH1417-150uH/K	150±10%	0.20	2.00	1kHz/0.25V
CKPH1417-180uH/K	180±10%	0.22	1.80	1kHz/0.25V
CKPH1417-220uH/K	220±10%	0.35	1.30	1kHz/0.25V
CKPH1417-270uH/K	270±10%	0.32	1.40	1kHz/0.25V
CKPH1417-330uH/K	330±10%	0.50	1.10	1kHz/0.25V
CKPH1417-390uH/K	390±10%	0.52	1.25	1kHz/0.25V
CKPH1417-470uH/K	470±10%	0.54	1.20	1kHz/0.25V
CKPH1417-560uH/K	560±10%	0.72	1.00	1kHz/0.25V
CKPH1417-680uH/K	680±10%	0.85	0.90	1kHz/0.25V
CKPH1417-820uH/K	820±10%	0.94	0.80	1kHz/0.25V
CKPH1417-1mH/J	1000±5%	1.200	0.60	1kHz/0.25V

Remark:

1. All test data is reference to 25℃ ambient.
2. IDC: DC current at which the inductance drops approximate 20% from its value without current;
3. Operating Temperature : -25℃ ~ +105℃(Including self - temperature rise)

大电流功率电感器 CKS(D)FQ29XX,CKDFU2717系列

High Current Power Inductor CKS(D)FQ29XX, CKDFU2717 Series



● FEATURES 特性

1.组立式设计，结构坚固。
Assemblage design, sturdy structure.
2.使用低损耗锰锌铁氧体磁芯，磁屏蔽结构，磁漏小。
Using low loss manganese zinc ferrite cores, magnetic shielding structure, and low magnetic leakage.
3.扁平线线圈，低直流电阻，磁芯横截面积大，提供大电流。
Flat wire coil, low DC resistance, large cross-sectional area of magnetic core, providing high current.

● APPLICATIONS 用途

各种大功率电源模块、工业工控主板、 医疗设备、美容机器设备等。
Various high-power power supply modules, industrial control motherboards, medical equipment, beauty machine equipment, etc.

● SHAPES AND DIMENSIONS 外形尺寸 (Unit:mm)

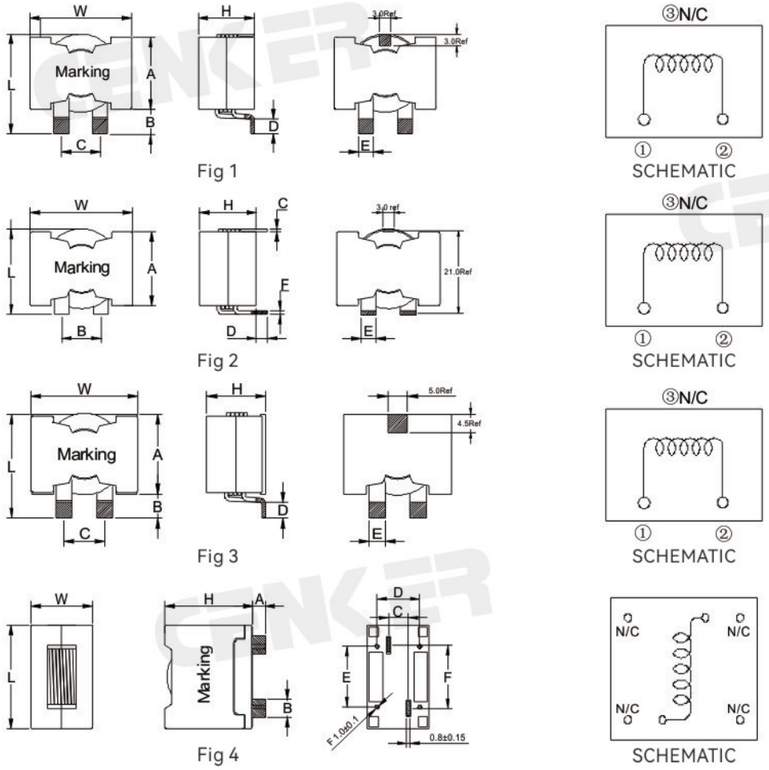

TYPE(型号)	L	W	H	A	B	C	D	E	F	Fig
CKSFQ2915H	27.9Max	27.9Max	15.4Max	19.7Max	6.5±1.0	10.43±0.5	3.8Min	3.8±0.3	/	1
CKSFQ2915L	27.9Max	27.9Max	15.4Max	19.7Max	6.5±1.0	10.43±0.5	3.8Min	3.8±0.3	/	1
CKSFQ2918H	27.9Max	27.9Max	18.5Max	19.7Max	6.5±1.0	10.43±0.5	3.8Min	3.8±0.3	/	1
CKSFQ2918T	27.9Max	27.9Max	17.8Max	19.7Max	6.5±1.0	10.43±0.5	3.8Min	3.8±0.3	/	3
CKDFQ2915H	23.0Max	27.9Max	15.4Max	19.7Max	10.43±0.5	0.5±0.15	3.0±0.5	3.8±0.3	0.9±0.15	2
CKDFQ2915L	23.0Max	27.9Max	15.4Max	19.7Max	10.43±0.5	0.5±0.15	3.0±0.5	3.8±0.3	1.0±0.15	2
CKDFQ2918H	23.0Max	27.9Max	18.5Max	19.7Max	10.43±0.5	0.5±0.15	3.0±0.5	3.8±0.3	0.8±0.15	2
CKDFU2717	26.9±0.5	16.9Max	24.0 Max	3.30±0.5	3.80±0.3	5.2±0.5	11.4±0.3	15.8±0.5	16.5±0.5	4

● Part NumberING SYSTEM 品名系统

CKSFQ 2915 H - 10μH / M C

- C：磁芯表面涂装
- M：电感值公差：M：±20%, L：±15%, K：±10%
- 10μH：电感值
- H：代表高饱和；L低电阻
- 2915：外形尺寸：29代表产品长度；15代表产高度
- CKSFQ：型号：CKSFQ：表示贴片式；CKDFQ：表示插件式

● RECOMMENDED PATTERNS 推荐的焊盘(Unit:mm)

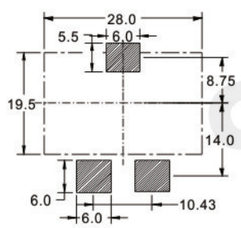

Fig 5

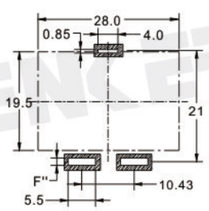

Fig 6

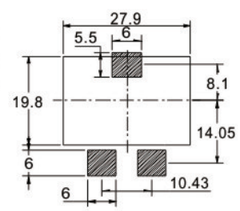

Fig 7

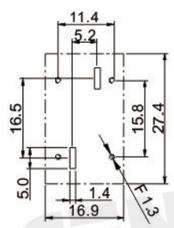

Fig 8

TYPE(型号)	F"	Fig
CKSFQ2915L//H	/	5
CKSFQ2918H	/	5
CKSFQ2918T	/	7
CKDFQ2915L/H	1.4	6

TYPE(型号)	F"	Fig
CKDFQ2918H-1.0uH/M	2.3	6
CKDFQ2918H-1.5uH/M	2.3	6
CKDFQ2918H-(3.3~33)uH/M	1.3	6
CKDFU2717	/	8

SPECIFICATION TABLE 规格特性表

CKSFQ2915L

Part Number 品名	Inductance 电感值(μH)	DCR @25℃ 直流电阻（mΩ）		Saturation Current Isat 饱和电流(A)	Heat Rating Current Irms 温升电流(A)
	± 20%	Typ.	Max.	Typ.	Typ.
CKSFQ2915L-1.5uH/MC	1.50	1.05	1.20	> 100	36.2
CKSFQ2915L-2.2uH/MC	2.20	1.05	1.20	84.8	36.2
CKSFQ2915L-3.3uH/MC	3.30	1.05	1.20	57.0	36.2
CKSFQ2915L-4.7uH/MC	4.70	1.05	1.20	39.0	36.2
CKSFQ2915L-6.8uH/MC	6.80	1.05	1.20	27.8	36.2
CKSFQ2915L-10uH/MC	10.0	1.05	1.20	17.6	36.2
CKSFQ2915L-15uH/MC	15.0	1.05	1.20	11.0	36.2
CKSFQ2915L-22uH/MC	22.0	1.05	1.20	6.80	36.2
CKSFQ2915L-33uH/MC	33.0	1.05	1.20	3.30	36.2

CKSFQ2915H

Part Number 品名	Inductance 电感值(μH)	DCR @25℃ 直流电阻（mΩ）		Saturation Current Isat 饱和电流(A)	Heat Rating Current Irms 温升电流(A)
	± 20%	Typ.	Max.	Typ.	Typ.
CKSFQ2915H-2.2uH/MC	2.20	1.35	1.53	100.0	32.8
CKSFQ2915H-3.3uH/MC	3.30	1.35	1.53	68.0	32.8
CKSFQ2915H-4.7uH/MC	4.70	1.35	1.53	50.0	32.8
CKSFQ2915H-6.8uH/MC	6.80	1.35	1.53	36.0	32.8
CKSFQ2915H-10uH/MC	10.0	1.35	1.53	23.0	32.8
CKSFQ2915H-15uH/MC	15.0	1.35	1.53	15.0	32.8
CKSFQ2915H-22uH/MC	22.0	1.35	1.53	9.60	32.8
CKSFQ2915H-33uH/MC	33.0	1.35	1.53	5.90	32.8

Remark:

1. All test data is reference to 25℃ ambient.
2. Test Condition：100kHz，0.1Vrms.
3. Isat：the actual value of DC current when the inductance decrease 30% of its initial value.
4. Irms：the actual value of DC current when the temperature rise is ΔT40℃(Ta=25℃).
5.Special remind：Circuit design, component placement, PCB size and thickness, cooling system and etc. all will affect the product temperature. Please verify the product temperature in the final application.
6. Operat between temperature range -40℃ to +125℃(Including self - temperature rise).

CKDFQ2915L

Part Number 品名	Inductance 电感值(μH)	DCR @25℃ 直流电阻（mΩ）		Saturation Current Isat 饱和电流(A)	Heat Rating Current Irms 温升电流(A)
	± 20%	Typ.	Max.	Typ.	Typ.
CKDFQ2915L-1.5uH/MC	1.50	1.05	1.20	> 100	36.2
CKDFQ2915L-2.2uH/MC	2.20	1.05	1.20	84.8	36.2
CKDFQ2915L-3.3uH/MC	3.30	1.05	1.20	57.0	36.2
CKDFQ2915L-4.7uH/MC	4.70	1.05	1.20	39.0	36.2
CKDFQ2915L-6.8uH/MC	6.80	1.05	1.20	27.8	36.2
CKDFQ2915L-10uH/MC	10.0	1.05	1.20	17.6	36.2
CKDFQ2915L-15uH/MC	15.0	1.05	1.20	11.0	36.2
CKDFQ2915L-22uH/MC	22.0	1.05	1.20	6.80	36.2
CKDFQ2915L-33uH/MC	33.0	1.05	1.20	3.30	36.2

CKDFQ2915H

Part Number 品名	Inductance 电感值(μH)	DCR @25℃ 直流电阻（mΩ）		Saturation Current Isat 饱和电流(A)	Heat Rating Current Irms 温升电流(A)
	± 20%	Typ.	Max.	Typ.	Typ.
CKDFQ2915H-2.2uH/MC	2.20	1.35	1.53	100.0	32.8
CKDFQ2915H-3.3uH/MC	3.30	1.35	1.53	68.0	32.8
CKDFQ2915H-4.7uH/MC	4.70	1.35	1.53	50.0	32.8
CKDFQ2915H-6.8uH/MC	6.80	1.35	1.53	36.0	32.8
CKDFQ2915H-10uH/MC	10.0	1.35	1.53	23.0	32.8
CKDFQ2915H-15uH/MC	15.0	1.35	1.53	15.0	32.8
CKDFQ2915H-22uH/MC	22.0	1.35	1.53	9.60	32.8
CKDFQ2915H-33uH/MC	33.0	1.35	1.53	5.90	32.8

Remark:

1. All test data is reference to 25℃ ambient.
2. Test Condition：100kHz，0.1Vrms.
3. Isat：the actual value of DC current when the inductance decrease 30% of its initial value.
4. Irms：the actual value of DC current when the temperature rise is ΔT40℃(Ta=25℃).
5.Special remind：Circuit design, component placement, PCB size and thickness, cooling system and etc. all will affect the product temperature. Please verify the product temperature in the final application.
6. Operat between temperature range -40℃ to +125℃(Including self - temperature rise).

CKDFQ2918H

Part Number 品名	Inductance 电感值(μH)	DCR @25℃ 直流电阻（mΩ）		Saturation Current Isat 饱和电流(A)	Heat Rating Current Irms 温升电流(A)
	± 20%	Typ.	Max.	Typ.	Typ.
CKDFQ2918H-1.0uH/MC	1.00	0.44	0.50	> 100	54.0
CKDFQ2918H-1.5uH/MC	1.50	0.44	0.50	91.8	54.0
CKDFQ2918H-3.3uH/MC	3.30	2.15	2.58	94.0	30.0
CKDFQ2918H-4.7uH/MC	4.70	2.15	2.58	65.0	30.0
CKDFQ2918H-6.8uH/MC	6.80	2.15	2.58	48.0	30.0
CKDFQ2918H-10uH/MC	10.0	2.15	2.58	33.0	30.0
CKDFQ2918H-15uH/MC	15.0	2.15	2.58	24.0	30.0
CKDFQ2918H-22uH/MC	22.0	2.15	2.58	15.0	30.0
CKDFQ2918H-33uH/MC	33.0	2.15	2.58	10.5	30.0

CKDFU2717

Part Number 品名	Inductance 电感值(μH)	DCR @25℃ 直流电阻（mΩ）		Saturation Current Isat 饱和电流(A)	Heat Rating Current Irms 温升电流(A)
	± 20%	Typ.	Max.	Typ.	Typ.
CKDFU2717-3.3uH/MC	3.30	2.30	2.60	104.0	26.0
CKDFU2717-4.7uH/MC	4.70	2.30	2.60	69.0	26.0
CKDFU2717-6.8uH/MC	6.80	2.30	2.60	53.0	26.0
CKDFU2717-10uH/MC	10.0	2.30	2.60	34.0	26.0
CKDFU2717-15uH/MC	15.0	2.30	2.60	23.0	26.0
CKDFU2717-22uH/MC	22.0	2.30	2.60	14.7	26.0
CKDFU2717-33uH/MC	33.0	2.30	2.60	9.20	26.0

Remark:

1. All test data is reference to 25℃ ambient.
2. Test Condition：100kHz，0.1Vrms.
3. Isat：the actual value of DC current when the inductance decrease 30% of its initial value.
4. Irms：the actual value of DC current when the temperature rise is ΔT40℃(Ta=25℃).
5.Special remind：Circuit design, component placement, PCB size and thickness, cooling system and etc. all will affect the product temperature. Please verify the product temperature in the final application.
6. Operat between temperature range -40℃ to +125℃(Including self - temperature rise).

CKSFQ2918H

Part Number 品名	Inductance 电感值(μH)	DCR @25℃ 直流电阻（mΩ）		Saturation Current Isat 饱和电流(A)	Heat Rating Current Irms 温升电流(A)
	± 20%	Typ.	Max.	Typ.	Typ.
CKSFQ2918H-1.0uH/MC	1.00	0.44	0.50	> 100	54.0
CKSFQ2918H-1.5uH/MC	1.50	0.44	0.50	91.8	54.0
CKSFQ2918H-3.3uH/MC	3.30	2.15	2.58	94.0	30.0
CKSFQ2918H-4.7uH/MC	4.70	2.15	2.58	65.0	30.0
CKSFQ2918H-6.8uH/MC	6.80	2.15	2.58	48.0	30.0
CKSFQ2918H-10uH/MC	10.0	2.15	2.58	33.0	30.0
CKSFQ2918H-15uH/MC	15.0	2.15	2.58	24.0	30.0
CKSFQ2918H-22uH/MC	22.0	2.15	2.58	15.0	30.0
CKSFQ2918H-33uH/MC	33.0	2.15	2.58	10.5	30.0

CKSFQ2918T

Part Number 品名	Inductance 电感值(μH)	DCR @25℃ 直流电阻（mΩ）		Saturation Current Isat 饱和电流(A)	Heat Rating Current Irms 温升电流(A)
	± 20%	Typ.	Max.	Typ.	Typ.
CKSFQ2918T-3.3uH/M	3.30	2.60	2.85	92.5	28.0
CKSFQ2918T-4.7uH/M	4.70	2.60	2.85	61.2	28.0
CKSFQ2918T-6.8uH/M	6.80	2.60	2.85	45.0	28.0
CKSFQ2918T-10uH/M	10.0	2.60	2.85	31.2	28.0
CKSFQ2918T-15uH/M	15.0	2.60	2.85	21.2	28.0
CKSFQ2918T-22uH/M	22.0	2.60	2.85	14.0	28.0
CKSFQ2918T-33uH/M	33.0	2.60	2.85	8.70	28.0

Remark:

1. All test data is reference to 25℃ ambient.
2. Test Condition：100kHz，0.1Vrms.
3. Isat：the actual value of DC current when the inductance decrease 30% of its initial value.
4. Irms：the actual value of DC current when the temperature rise is ΔT40℃(Ta=25℃).
5.Special remind：Circuit design, component placement, PCB size and thickness, cooling system and etc. all will affect the product temperature. Please verify the product temperature in the final application.
6. Operat between temperature range -40℃ to +125℃(Including self - temperature rise).

PACKAGING SPECIFICATION 包装规格

1. Plastic Tray Dimensions (mm)

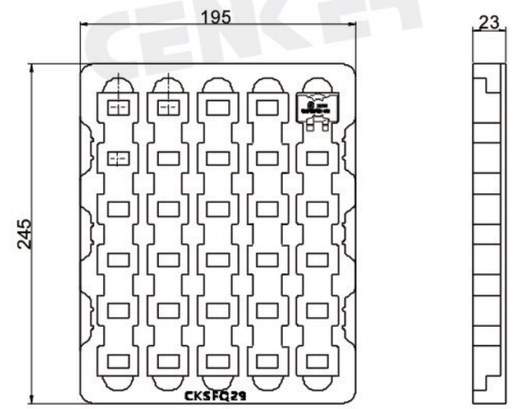

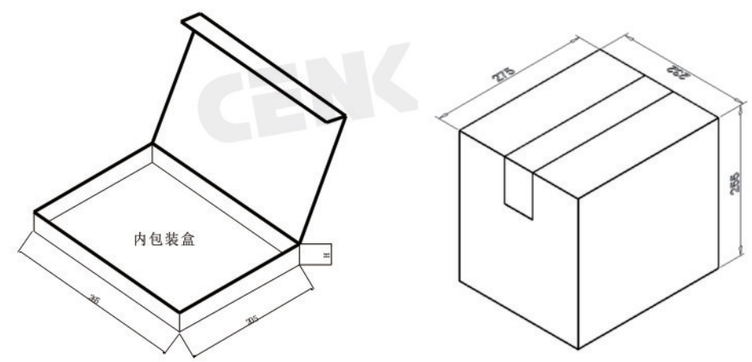

TYPE(型号)	盒装数量(pcs)	内盒包装数量(pcs)	外箱包装数量（pcs）
CKSFQ2915H	30	30	240
CKSFQ2915L	30	30	240
CKSFQ2918H	30	30	240
CKSFQ2918T	30	30	240
CKDFQ2915H	30	30	240
CKDFQ2915L	30	30	240
CKDFQ2918H	30	30	240
CKDFU2717	30	30	240

大电流功率电感器 CKSF系列

High Current Power Inductor CKSF Series

● FEATURES 特性

1.磁屏蔽结构，磁漏小。
Magnetic shielded structure with low magnetic flux.
2.使用高频低损耗扁线线圈。
Flat wire coil for low losses at high frequency.
3.低直流电阻，提供大电流。
lleakage low DC resistance,support high-currents.

● APPLICATIONS 用途

1.广泛应用于大电流开关稳压器,多相开关稳压器，DC/DC转换器。
Widely used in high current switching regulators, multi-phase switching regulators, DC/DC converters.
2.各种电源, 工业机器, 医疗机器.美容机器, 能源。
Various power supplies, industrial machinery, medical machinery, beauty machinery, energy.

● SHAPES AND DIMENSIONS 外形尺寸 (Unit:mm)

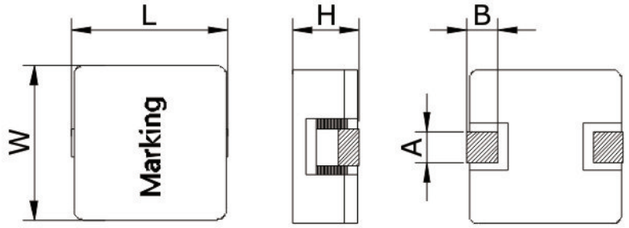

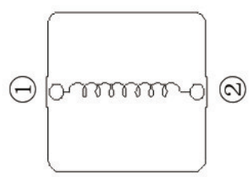

SCHEMATIC

TYPE(型号)	L	W	H	A	B
CKSF0605	7.0±0.5	6.9±0.5	4.7±0.3	1.2±0.3	1.8±0.3
CKSF1004	10.2±1.0	10.2±0.5	4.0±0.3	1.8±0.5	2.5±0.5
CKSF1005	10.2±1.0	10.2±0.5	4.7±0.3	1.8±0.5	2.5±0.5
CKSF1265	12.8±1.0	12.8±0.5	6.2±0.3	2.5±0.5	3.0±0.5
CKSF1670	16.0±0.8	16.0±0.5	6.7±0.3	3.2±0.5	3.5±0.5
CKSF1809(0.82~10uH)	19.5 Max	18.2±0.5	8.9±0.3	4.0±0.5	4.5±1.0
CKSF1809(15~47uH)	19.5 Max	18.2±0.5	8.9±0.3	3.2±0.5	4.5±1.0
CKSF2212	22.5±1.0	22.0±0.5	12.0±0.4	3.5±1.0	5.5±1.0
CKSF1809M	19.5 Max	18.2±0.5	8.9±0.3	3.2±0.5	4.5±1.0

● Part NumberING SYSTEM 品名系统

CKSF 0605 - 10μH / M

- M：产品公差代码：K±10%，L±15%，M±20%
- 10μH：电感值：10uH=10uH
- 0605：产品尺寸：L*H=6.8*4.7mm
- CKSF：产品型号

● RECOMMENDED PATTERNS 推荐的焊盘(Unit:mm)

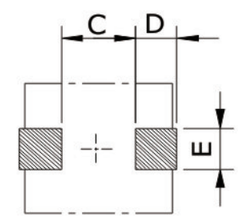

TYPE(型号)	C	D	E
CKSF0605	2.4	2.7	2.2
CKSF1004	3.8	4.0	4.0
CKSF1005	3.8	4.0	4.0
CKSF1265	6.0	4.5	5.0
CKSF1670	8.0	4.5	5.0
CKSF1809(0.82~10uH)	7.3	6.0	6.0
CKSF1809(15~47uH)	7.3	6.0	6.0
CKSF2212	8.0	7.0	6.0
CKSF1809M	7.3	6.0	6.0

SPECIFICATION TABLE 规格特性表

CKSF0605

Part Number 品名	Inductance 电感值(μH)	DCR @25℃ 直流电阻（mΩ）		Saturation Current Isat 饱和电流(A)	Heat Rating Current Irms 温升电流(A)
	± 20%	Typ.	Max.	Typ.	Typ.
CKSF0605-0.24uH/M	0.24	0.98	1.15	36.0	20.0
CKSF0605-0.47uH/M	0.47	1.41	1.56	26.0	18.0
CKSF0605-0.80uH/M	0.80	2.3	2.65	19.0	15.5
CKSF0605-1.0uH/M	1.00	3.20	3.70	17.0	15.0
CKSF0605-1.5uH/M	1.50	4.50	5.15	15.2	13.0
CKSF0605-2.2uH/M	2.20	6.15	6.80	12.0	11.5
CKSF0605-3.3uH/M	3.30	9.00	10.4	10.50	9.00
CKSF0605-4.7uH/M	4.70	12.7	14.8	8.00	7.50
CKSF0605-5.6uH/M	5.60	17.8	20.5	7.30	6.50
CKSF0605-6.8uH/M	6.80	20.5	23.5	6.60	6.00
CKSF0605-8.2uH/M	8.20	23.8	27.3	6.00	5.50
CKSF0605-10uH/M	10.0	33.0	37.9	5.50	4.00
CKSF0605-12uH/M	12.0	34.5	39.0	5.00	3.50

Remark:

1. All test data is reference to 25℃ ambient.
2. Test Condition：100kHz，0.1Vrms.
3. Isat：the actual value of DC current when the inductance decrease 30% of its initial value.
4. Irms：the actual value of DC current when the temperature rise is ΔT50℃(Ta=25℃).
5.Special remind：Circuit design, component placement, PCB size and thickness, cooling system and etc. all will affect the product temperature. Please verify the product temperature in the final application.
6. Operat between temperature range -40℃ to +125℃(Including self - temperature rise).

CKSF1004

Part Number 品名	Inductance 电感值(μH)	DCR @25℃ 直流电阻（mΩ）		Saturation Current Isat 饱和电流(A)	Heat Rating Current Irms 温升电流(A)
	± 20%	Typ.	Max.	Typ.	Typ.
CKSF1004 -0.15uH/M	0.15	0.55	0.66	65.0	26.0
CKSF1004 -0.30uH/M	0.30	0.98	1.20	45.0	22.5
CKSF1004 -0.56uH/M	0.56	1.75	2.05	35.0	18.5
CKSF1004 -1.0uH/M	1.00	3.00	3.50	28.0	16.5
CKSF1004 -1.5uH/M	1.50	4.60	5.50	26.0	14.0
CKSF1004 -2.0uH/M	2.00	6.60	7.90	23.0	11.5
CKSF1004 -2.7uH/M	2.70	8.70	10.0	15.0	10.0
CKSF1004 -4.5uH/M	4.50	13.0	15.0	11.0	8.00
CKSF1004 -5.6uH/M	5.60	13.0	15.0	10.0	8.00

Remark:

1. All test data is reference to 25℃ ambient.
2. Test Condition：100kHz，0.1Vrms.
3. Isat：the actual value of DC current when the inductance decrease 30% of its initial value.
4. Irms：the actual value of DC current when the temperature rise is ΔT50℃(Ta=25℃).
5.Special remind：Circuit design, component placement, PCB size and thickness, cooling system and etc. all will affect the product temperature. Please verify the product temperature in the final application.
6. Operat between temperature range -40℃ to +125℃(Including self - temperature rise).

CKSF1005

Part Number 品名	Inductance 电感值(μH)	DCR @25℃ 直流电阻（mΩ）		Saturation Current Isat 饱和电流(A)	Heat Rating Current Irms 温升电流(A)
	± 20%	Typ.	Max.	Typ.	Typ.
CKSF1005-0.16uH/M	0.16	0.51	0.59	80.0	24.0
CKSF1005-0.40uH/M	0.40	0.74	0.85	48.0	22.8
CKSF1005-0.82uH/M	0.82	1.30	1.50	36.0	22.0
CKSF1005-1.2uH/M	1.20	2.14	2.46	32.0	18.6
CKSF1005-1.5uH/M	1.50	3.30	3.80	29.0	16.3
CKSF1005-2.4uH/M	2.40	4.43	5.00	24.0	14.0
CKSF1005-3.3uH/M	3.30	5.70	6.60	19.0	12.0
CKSF1005-4.7uH/M	4.70	7.10	8.50	15.0	11.0
CKSF1005-5.6uH/M	5.60	9.41	10.8	14.0	10.0
CKSF1005-6.8uH/M	6.80	11.5	13.3	12.5	8.70
CKSF1005-8.2uH/M	8.20	14.0	16.1	11.5	8.00
CKSF1005-10uH/M	10.0	16.0	18.5	10.0	7.20
CKSF1005-15uH/M	15.0	30.0	34.5	8.00	5.40

Remark:

1. All test data is reference to 25℃ ambient.
2. Test Condition：100kHz，0.1Vrms.
3. Isat：the actual value of DC current when the inductance decrease 30% of its initial value.
4. Irms：the actual value of DC current when the temperature rise is ΔT50℃(Ta=25℃).
5.Special remind：Circuit design, component placement, PCB size and thickness, cooling system and etc. all will affect the product temperature. Please verify the product temperature in the final application.
6. Operat between temperature range -40℃ to +125℃(Including self - temperature rise).

CKSF1265

Part Number 品名	Inductance 电感值(μH)	DCR @25℃ 直流电阻（mΩ）		Saturation Current Isat 饱和电流(A)	Heat Rating Current Irms 温升电流(A)
	± 20%	Typ.	Max.	Typ.	Typ.
CKSF1265 -0.22uH/M	0.22	0.32	0.37	>110	36.0
CKSF1265 -0.47uH/M	0.47	0.65	0.75	90.0	32.0
CKSF1265 -0.82uH/M	0.82	0.90	1.05	63.0	26.0
CKSF1265 -1.5uH/M	1.50	1.70	2.05	49.0	25.0
CKSF1265 -2.2uH/M	2.20	2.60	3.00	42.0	23.0
CKSF1265 -3.3uH/M	3.30	3.70	4.30	30.0	18.5
CKSF1265 -4.7uH/M	4.70	5.65	6.50	29.0	14.0
CKSF1265 -5.6uH/M	5.60	6.85	7.97	25.0	13.0
CKSF1265 -7.6uH/M	7.60	7.56	8.69	18.5	12.0
CKSF1265 -8.2uH/M	8.20	8.50	9.70	20.0	11.5
CKSF1265 -10uH/M	10.0	9.30	10.5	17.0	11.0
CKSF1265 -15uH/M	15.0	14.78	17.0	12.5	9.00
CKSF1265 -18uH/M	18.0	17.80	20.5	11.3	8.00
CKSF1265 -22uH/M	22.0	20.8	23.5	10.7	7.50
CKSF1265 -27uH/M	27.0	24.0	27.0	9.50	6.50
CKSF1265 -33uH/M	33.0	27.0	31.0	8.80	5.50
CKSF1265 -47uH/M	47.0	49.8	55.0	6.50	4.00

Remark:

1. All test data is reference to 25℃ ambient.
2. Test Condition：100kHz，0.1Vrms.
3. Isat：the actual value of DC current when the inductance decrease 30% of its initial value.
4. Irms：the actual value of DC current when the temperature rise is ΔT50℃(Ta=25℃).
5.Special remind：Circuit design, component placement, PCB size and thickness, cooling system and etc. all will affect the product temperature. Please verify the product temperature in the final application.
6. Operat between temperature range -40℃ to +125℃(Including self - temperature rise).

CKSF1670

Part Number 品名	Inductance 电感值(μH)	DCR @25℃ 直流电阻（mΩ）		Saturation Current Isat 饱和电流(A)	Heat Rating Current Irms 温升电流(A)
	± 20%	Typ.	Max.	Typ.	Typ.
CKSF1670 -1.0uH/M	1.00	0.89	1.05	66.0	33.0
CKSF1670 -1.5uH/M	1.50	1.35	1.55	49.0	30.0
CKSF1670 -2.2uH/M	2.20	1.90	2.20	40.0	25.0
CKSF1670 -3.3uH/M	3.30	2.68	3.10	34.0	23.0
CKSF1670 -4.7uH/M	4.70	3.47	4.00	32.0	20.0
CKSF1670 -5.6uH/M	5.60	4.50	5.20	26.0	18.0
CKSF1670 -6.5uH/M	6.50	5.48	6.30	23.0	16.0
CKSF1670 -8.2uH/M	8.20	7.15	8.25	21.0	15.0
CKSF1670 -10uH/M	10.0	8.70	10.0	18.0	13.0
CKSF1670 -15uH/M	15.0	12.3	14.2	17.0	11.0
CKSF1670 -22uH/M	22.0	20.3	23.5	14.0	8.50

Remark:

1. All test data is reference to 25℃ ambient.
2. Test Condition：100kHz，0.1Vrms.
3. Isat：the actual value of DC current when the inductance decrease 30% of its initial value.
4. Irms：the actual value of DC current when the temperature rise is ΔT50℃(Ta=25℃).
5.Special remind：Circuit design, component placement, PCB size and thickness, cooling system and etc. all will affect the product temperature. Please verify the product temperature in the final application.
6. Operat between temperature range -40℃ to +125℃(Including self - temperature rise).

CKSF1809

Part Number 品名	Inductance 电感值(μH)	DCR @25℃ 直流电阻（mΩ）		Saturation Current Isat 饱和电流(A)	Heat Rating Current Irms 温升电流(A)
	± 20%	Typ.	Max.	Typ.	Typ.
CKSF1809 -0.82uH/M	0.82	0.54	0.62	88.0	41.5
CKSF1809 -1.3uH/M	1.30	0.94	1.08	67.0	34.5
CKSF1809 -1.9uH/M	1.90	1.20	1.38	58.0	32.5
CKSF1809 -2.6uH/M	2.60	1.58	1.82	50.0	31.5
CKSF1809 -3.5uH/M	3.50	2.20	2.53	43.0	22.5
CKSF1809 -4.7uH/M	4.70	3.00	3.45	39.0	20.5
CKSF1809 -5.6uH/M	5.60	3.32	3.82	35.0	20.0
CKSF1809 -6.8uH/M	6.80	4.30	4.95	31.0	18.5
CKSF1809- 8.2uH/M	8.20	5.12	5.89	28.0	17.0
CKSF1809 -10uH/M	10.0	6.90	7.95	26.0	15.0
CKSF1809 -15uH/M	15.0	8.03	9.5	22.0	14.0
CKSF1809 -22uH/M	22.0	11.48	13.2	17.5	11.5
CKSF1809 -33uH/M	33.0	21.0	25.5	14.0	8.50
CKSF1809 -47uH/M	47.0	24.5	28.2	11.5	7.50

Remark:

1. All test data is reference to 25℃ ambient.
2. Test Condition：100kHz，0.1Vrms.
3. Isat：the actual value of DC current when the inductance decrease 30% of its initial value.
4. Irms：the actual value of DC current when the temperature rise is ΔT50℃(Ta=25℃).
5.Special remind：Circuit design, component placement, PCB size and thickness, cooling system and etc. all will affect the product temperature. Please verify the product temperature in the final application.
6. Operat between temperature range -40℃ to +125℃(Including self - temperature rise).

CKSF2212

Part Number 品名	Inductance 电感值(μH)	DCR @25℃ 直流电阻（mΩ）		Saturation Current Isat 饱和电流(A)	Heat Rating Current Irms 温升电流(A)
	± 20%	Typ.	Max.	Typ.	Typ.
CKSF2212 -3.3uH/M	3.30	1.03	1.20	50.0	32.0
CKSF2212 -4.7uH/M	4.70	1.61	1.85	46.0	29.0
CKSF2212 -6.8uH/M	6.80	2.10	2.50	38.0	28.5
CKSF2212 -8.2uH/M	8.20	2.74	3.20	35.0	25.5
CKSF2212 -10uH/M	10.0	3.32	3.85	32.0	21.0
CKSF2212 -12uH/M	12.0	4.00	4.60	30.0	19.5
CKSF2212 -15uH/M	15.0	4.78	5.60	26.5	18.0
CKSF2212 -22uH/M	22.0	6.90	8.00	22.0	15.0
CKSF2212- 33uH/M	33.0	11.72	13.5	19.5	11.5
CKSF2212 -47uH/M	47.0	18.0	21.4	16.0	9.00
CKSF2212 -68uH/M	68.0	22.5	26.0	13.5	7.50
CKSF2212 -82uH/M	82.0	30.4	33.7	11.5	7.00

CKSF1809M

Part Number 品名	Inductance 电感值(μH)	DCR @25℃ 直流电阻（mΩ）		Saturation Current Isat 饱和电流(A)	Heat Rating Current Irms 温升电流(A)
	± 20%	Typ.	Max.	Typ.	Typ.
CKSF1809M -5.6uH/M	5.6	2.77	3.10	29.0	25.00
CKSF1809M -7.6uH/M	7.6	3.75	4.15	22.0	20.00
CKSF1809M -10uH/M	10.0	6.90	7.60	18.5	16.50
CKSF1809M -15uH/M	15.0	9.00	9.90	14.0	14.00
CKSF1809M -22uH/M	22.0	14.6	16.1	11.0	11.00
CKSF1809M -33uH/M	33.0	21.7	24.2	9.00	8.50
CKSF1809M -47uH/M	47.0	28.3	32.5	7.00	7.00

Remark:

1. All test data is reference to 25℃ ambient.
2. Test Condition：100kHz，0.1Vrms.
3. Isat：the actual value of DC current when the inductance decrease 30% of its initial value.
4. Irms：the actual value of DC current when the temperature rise is ΔT50℃(Ta=25℃).
5.Special remind：Circuit design, component placement, PCB size and thickness, cooling system and etc. all will affect the product temperature. Please verify the product temperature in the final application.
6. Operat between temperature range -40℃ to +125℃(Including self - temperature rise).

PACKAGING SPECIFICATION 包装规格

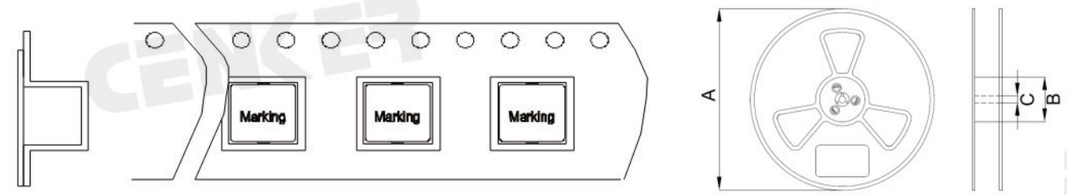

TYPE(型号)	Quantity(Pcs)数量 (个)			Quantity (Pcs/Reel) 数量 (个/卷)
	A	B	C	
CKSF0605	330	100	13	1000
CKSF1004	330	100	13	800
CKSF1005	330	100	13	700
CKSF1265	330	100	13	400
CKSF1670	330	100	13	200
CKSF1809	330	100	13	150
CKSF2212	330	100	13	120
CKSF1809M	330	100	13	150

大电流功率电感器 CKSFZ系列

High Current Power Inductor CKSFZ Series

● FEATURES 特性

1.磁屏蔽结构，磁漏小。
Magnetic shielded structure with low magnetic flux.
2.低直流电阻，提供大电流。
lleakage low DC resistance,support high-currents.

● APPLICATIONS 用途

服务器，电脑主板和显卡，工业设备，电信基站等
Servers, computer motherboards and graphics cards, industrial equipment, telecommunications base stations, etc

● SHAPES AND DIMENSIONS 外形尺寸 (Unit:mm)

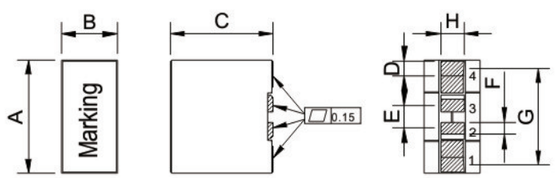

Fig 1

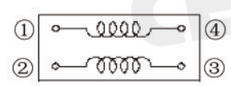

SCHEMATIC

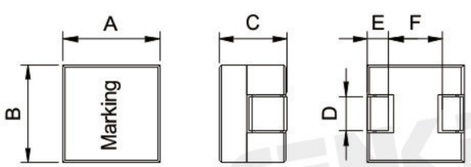

Fig 2

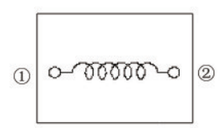

SCHEMATIC

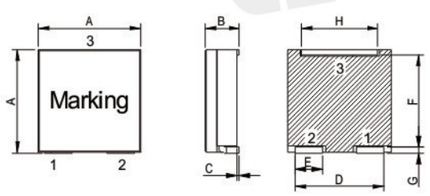

Fig 3

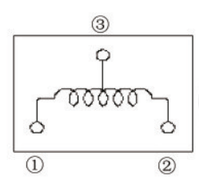

SCHEMATIC

TYPE(型号)	A	B	C	D	E	F	G	H	Fig
CKSFZ1206KL2	11.8±0.3	6.0 Max	10.8±0.3	1.35±0.3	2.65±0.5	1.25±0.3	10.1±0.5	2.55±0.2	1
CKSFZ1206LL2	11.8±0.3	6.1 Max	12.0±0.3	1.54±0.3	2.62±0.5	1.25±0.3	10.1±0.5	2.50±0.3	1
CKSFZ0906KL2	9.40±0.3	6.4 Max	11.1±0.4	1.45±0.3	2.25±0.5	0.85±0.3	7.9±0.5	3.30±0.3	1

高频大电流功率电感器 CKSFZ系列

High frequency high current power inductor CKSFZ Series

TYPE(型号)	A	B	C	D	E	F	G	H	Fig
CKSFZ0707EL	7.0 Max	7.0 Max	5.0 Max	2.4±0.2	1.5±0.2	3.0 Ref	/	/	2
CKSFZ10103CL1	9.80+0.2	3.2±0.15	0.07 Min	8.5±0.3	2.6±0.2	8.7±0.2	0.5±0.1	7.3±0.3	3

● Part NumberING SYSTEM 品名系统

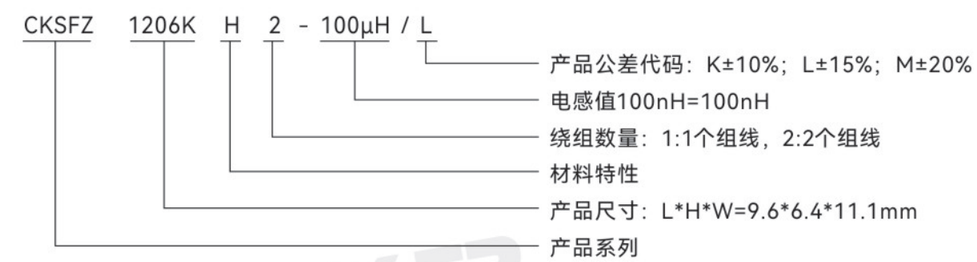

● RECOMMENDED PATTERNS 推荐的焊盘(Unit:mm)

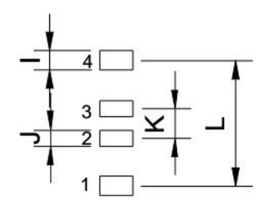

Fig 1

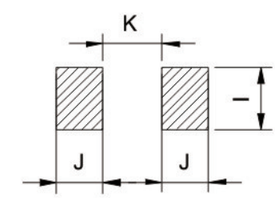

Fig 2

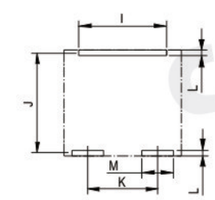

Fig 3

TYPE(型号)	I	J	K	L	M	Fig
CKSFZ1206KL2	1.80	1.65	2.65	10.1	/	1
CKSFZ1206LL2	2.15	1.80	2.65	10.1	/	1
CKSFZ0906KL2	1.85	1.30	2.25	7.90	/	1
CKSFZ0707EL	3.0	2.2	2.8	/	/	2
CKSFZ10103CL1	8.3	9.2	5.9	1.0	3.3	3

SPECIFICATION TABLE 规格特性表

CKSFZ1206KL2

Part Number 品名	Inductance 电感值(μH)	DCR @25℃ 直流电阻（mΩ）		Saturation Current Isat 饱和电流(A)		Heat Rating Current Irms 温升电流(A)	
	(1-4)	(1-4)	(2-3)	(1-4)/(2-3) @25℃	(1-4)/(2-3) @100℃	(1-4)	(2-3)
	± 15%	± 10%	± 10%	Typical	Typical	Typical	Typical
CKSFZ1206KL2-70nH/L	70	0.137	0.401	157	142	78	45
CKSFZ1206KL2-100nH/L	100	0.137	0.401	105	88	78	45
CKSFZ1206KL2-120nH/L	120	0.137	0.401	94	83	78	45
CKSFZ1206KL2-150nH/L	150	0.137	0.401	74	66	78	45
CKSFZ1206KL2-170nH/L	170	0.137	0.401	64	58	78	45
CKSFZ1206KL2-200nH/L	200	0.137	0.401	55	50	78	45

Remark:

1. All test data is reference to 25℃ ambient.
2. Test Condition：100kHz，1.0Vrms.
3. Isat：the actual value of DC current when the inductance decrease 20% of its initial value.
4. Irms：the actual value of DC current when the temperature rise is ΔT50℃(Ta=25℃).
5.Special remind：Circuit design, component placement, PCB size and thickness, cooling system and etc. all will affect the product temperature. Please verify the product temperature in the final application.
6.Hi-pot: Pri(1.4)-Sec(2.3): 200Vdc,2s, 2mA
7. Operat between temperature range -40℃ to +125℃(Including self - temperature rise).

CKSFZ1206LL2

Part Number 品名	Inductance 电感值(μH)	DCR @25℃ 直流电阻（mΩ）		Saturation Current Isat 饱和电流(A)		Heat Rating Current Irms 温升电流(A)	
	(1-4)	(1-4)	(2-3)	(1-4)/(2-3) @25℃	(1-4)/(2-3) @100℃	(1-4)	(2-3)
	± 15%	± 10%	± 10%	Typical	Typical	Typical	Typical
CKSFZ1206LL2-70nH/L	70	0.125	0.36	178	145	75	40
CKSFZ1206LL2-100nH/L	100	0.125	0.36	125	100	75	40
CKSFZ1206LL2-120nH/L	120	0.125	0.36	106	88	75	40
CKSFZ1206LL2-150nH/L	150	0.125	0.36	82	70	75	40
CKSFZ1206LL2-170nH/L	170	0.125	0.36	73	60	75	40

Remark:

1. All test data is reference to 25℃ ambient.
2. Test Condition：100kHz，1.0Vrms.
3. Isat：the actual value of DC current when the inductance decrease 20% of its initial value.
4. Irms：the actual value of DC current when the temperature rise is ΔT50℃(Ta=25℃).
5.Special remind：Circuit design, component placement, PCB size and thickness, cooling system and etc. all will affect the product temperature. Please verify the product temperature in the final application.
6.Hi-pot: Pri(1.4)-Sec(2.3): 100Vdc,2s, 2mA
7. Operat between temperature range -40℃ to +125℃(Including self - temperature rise).

CKSFZ0906KL2

Part Number 品名	Inductance 电感值(μH)	DCR @25℃ 直流电阻（mΩ）		Saturation Current Isat 饱和电流(A)		Heat Rating Current Irms 温升电流(A)	
	(1-4)	(1-4)	(2-3)	(1-4)/(2-3) @25℃	(1-4)/(2-3) @100℃	(1-4)	(2-3)
	± 15%	± 10%	± 10%	Typical	Typical	Typical	Typical
CKSFZ0906KL2-70nH/L	70	0.128	0.56	149	129	75	33
CKSFZ0906KL2-80nH/L	80	0.128	0.56	131	113	75	33
CKSFZ0906KL2-100nH/L	100	0.128	0.56	105	91	75	33
CKSFZ0906KL2-110nH/L	110	0.128	0.56	95	82	75	33
CKSFZ0906KL2-120nH/L	120	0.128	0.56	87	75	75	33
CKSFZ0906KL2-150nH/L	150	0.128	0.56	70	60	75	33
CKSFZ0906KL2-170nH/L	170	0.128	0.56	61	53	75	33

Remark:

1. All test data is reference to 25℃ ambient.
2. Test Condition：100kHz，1.0Vrms.
3. Isat：the actual value of DC current when the inductance decrease 20% of its initial value.
4. Irms：the actual value of DC current when the temperature rise is ΔT50℃(Ta=25℃).
5.Special remind：Circuit design, component placement, PCB size and thickness, cooling system and etc. all will affect the product temperature. Please verify the product temperature in the final application.
6.Hi-pot: Pri(1.4)-Sec(2.3): 200Vdc,2s, 2mA
7. Operat between temperature range -40℃ to +125℃(Including self - temperature rise).

CKSFZ1010CL1

Part Number 品名	Inductance 电感值(μH)	DCR @25℃ 直流电阻（mΩ）	Saturation Current Isat 饱和电流(A)	Heat Rating Current Irms 温升电流(A)
	(1-2)	(1-2)	(1-2)	(1-2)
	± 15%	± 15%	Typical	Typical
CKSFZ1010CL1-100nH/L	100	0.45	79.0	31.0
CKSFZ1010CL1-150nH/L	150	0.45	52.0	31.0
CKSFZ1010CL1-220nH/L	220	0.45	36.0	31.0
CKSFZ1010CL1-300nH/L	300	0.45	26.0	31.0

Remark:

1. All test data is reference to 25℃ ambient.
2. Test Condition：1MHz，1.0Vrms.
3. Isat：the actual value of DC current when the inductance decrease 20% of its initial value.
4. Irms：the actual value of DC current when the temperature rise is ΔT40℃(Ta=25℃).
5.Special remind：Circuit design, component placement, PCB size and thickness, cooling system and etc. all will affect the product temperature. Please verify the product temperature in the final application.
6. Operat between temperature range -40℃ to +125℃(Including self - temperature rise).

CKSFZ0707EL

Part Number 品名	Inductance 电感值(μH)	DCR @25℃ 直流电阻（mΩ）	Saturation Current Isat 饱和电流(A)	Heat Rating Current Irms 温升电流(A)
	(1-2)	(1-2)	(1-2)	(1-2)
	± 15%	± 15%	Typical	Typical
CKSFZ0707EL1-62nH/M	60	0.32	70.0	37.0
CKSFZ0707EL1-72nH/M	72	0.32	58.0	37.0
CKSFZ0707EL1-105nH/M	105	0.32	46.0	37.0
CKSFZ0707EL1-150nH/M	150	0.32	34.0	37.0

Remark:

1. All test data is reference to 25℃ ambient.
2. Test Condition：100KHz，1.0Vrms.
3. Isat：the actual value of DC current when the inductance decrease 20% of its initial value.
4. Irms：the actual value of DC current when the temperature rise is ΔT40℃(Ta=25℃).
5.Special remind：Circuit design, component placement, PCB size and thickness, cooling system and etc. all will affect the product temperature. Please verify the product temperature in the final application.
6. Operat between temperature range -40℃ to +125℃(Including self - temperature rise).

PACKAGING SPECIFICATION 包装规格

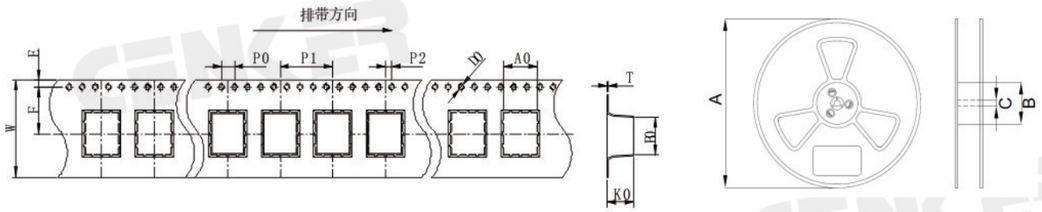

TYPE(型号)	Quantity(Pcs)数量 (个)			Quantity (Pcs/Reel) 数量 (个/卷)
	A	B	C	
CKSFZ1206KL2	300	100	13	300
CKSFZ1206LL2	300	100	13	300
CKSFZ0906KL2	300	100	13	300
CKSFZ1010CL1	300	100	13	1000
CKSFZ0707EL	300	100	13	1000

D类放大器用功率电感器 CKDP,CKDE,CKSP系列

Power Inductors for Class-D Amplifier CKDP,CKDE,CKSP Series

● FEATURES 特性

1.组立式设计，结构坚固。
Assemblage design, sturdy structure.
2.磁屏蔽结构，磁漏小。
Magnetic shielded structure with low magnetic flux.
3.低直流电阻，提供大电流。
leakage low DC resistance,support high-currents.

● APPLICATIONS 用途

广泛应用于AV 接收器、家庭影院系统、迷你音响、有源音箱、低音扬声器、乐器放大器等设备。
Widely used in AV receivers, home theater systems, mini speakers, active speakers, subwoofers instrument amplifiers, and other equipment.

● SHAPES AND DIMENSIONS 外形尺寸 (Unit:mm)

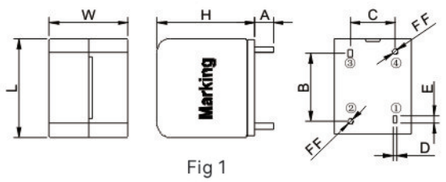

Fig 1

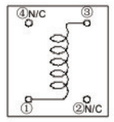

SCHEMATIC

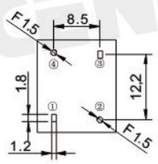

RECOMMENDED PATTERNS

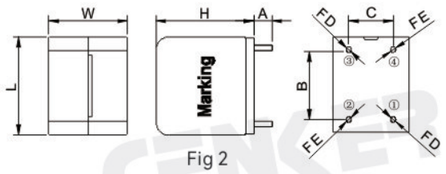

Fig 2

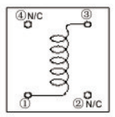

SCHEMATIC

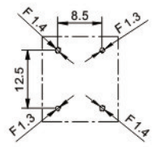

RECOMMENDED PATTERNS

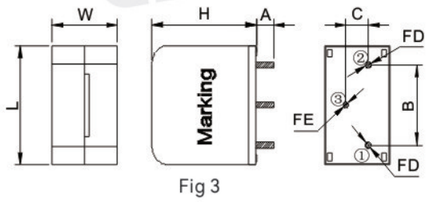

Fig 3

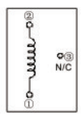

SCHEMATIC

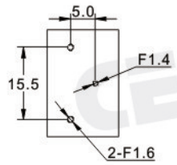

RECOMMENDED PATTERNS

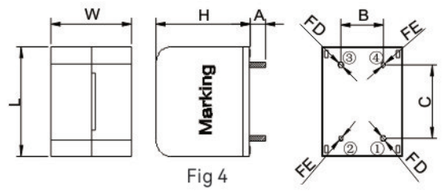

Fig 4

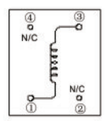

SCHEMATIC

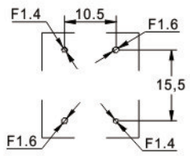

RECOMMENDED PATTERNS

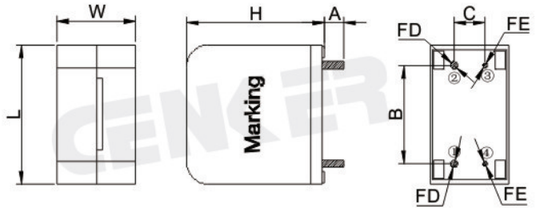

Fig 5

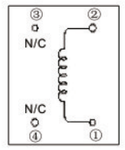

SCHEMATIC

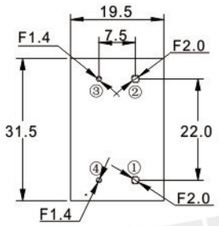

RECOMMENDED PATTERNS

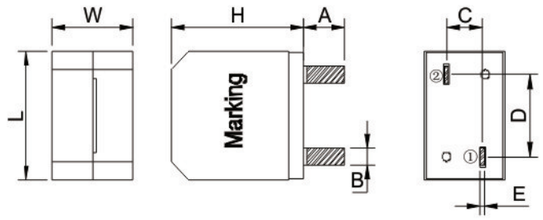

Fig 6

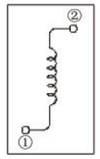

SCHEMATIC

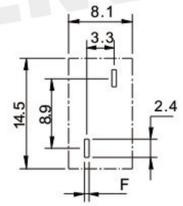

RECOMMENDED PATTERNS

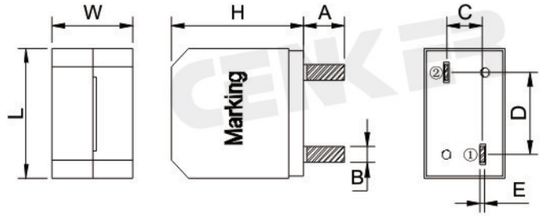

Fig 7

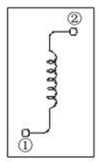

SCHEMATIC

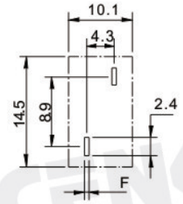

RECOMMENDED PATTERNS

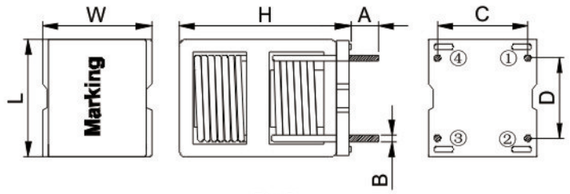

Fig 8

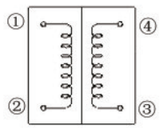

SCHEMATIC

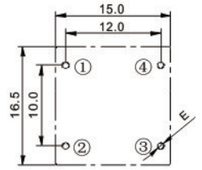

RECOMMENDED PATTERNS

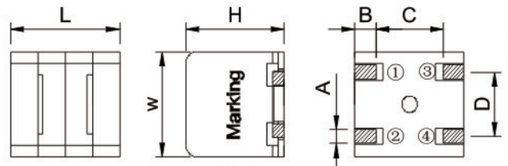

Fig 9

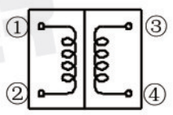

SCHEMATIC

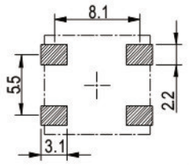

RECOMMENDED PATTERNS

TYPE(型号)	L	W	H	A	B	C	D	E	F	Fig
CKDP1715F	17.5±0.5	15.0±0.5	19.3Max	3.50±0.5	12.2±0.5	8.50±0.5	0.8±0.15	1.20±0.2	0.1±0.10	1
CKDP1715	17.5±0.5	15.0±0.5	19.3Max	3.50±0.5	12.5±0.5	8.50±0.5	0.9±0.15	1.0±0.10	/	2
CKDP2315	23.0±0.5	14.5±0.5	23.0Max	3.5±0.5	15.5±0.5	5.0±0.5	1.2±0.15	1.0±0.10	/	3
CKDP2320	23.0±0.5	20.0±0.5	23.0Max	3.5±0.5	10.5±0.5	15.5±0.5	1.2±0.15	1.0±0.15	/	4
CKDP3119	31.0±0.5	19.0±0.5	33.0Max	4.5±0.5	22.0±0.5	7.5±0.5	1.6±0.15	1.0±0.10	/	5
CKDP1480-10uH/M	14.0±0.5	7.6±0.5	16.0Max	3.50±0.5	1.8±0.3	3.3±0.5	8.9±0.5	0.45±0.15	0.80Ref	6
CKDP1480C-4.7uH/M	14.0±0.5	7.6±0.5	16.0Max	3.50±0.5	1.8±0.3	3.3±0.5	8.9±0.5	0.45±0.15	0.80Ref	6
CKDP1480C-10uH/M	14.0±0.5	7.6±0.5	16.0Max	3.50±0.5	1.8±0.3	3.3±0.5	8.9±0.5	0.33±0.15	0.60Ref	6
CKDP1496-15uH/M	14.0±0.5	9.6±0.5	16.0Max	3.50±0.5	1.8±0.3	4.3±0.5	8.9±0.5	0.43±0.15	0.75Ref	7
CKDP1496-22uH/M	14.0±0.5	9.6±0.5	16.0Max	3.50±0.5	1.8±0.3	4.3±0.5	8.9±0.5	0.40±0.15	0.70Ref	7
CKDP1496-27uH/M	14.0±0.5	9.6±0.5	16.0Max	3.50±0.5	1.8±0.3	4.3±0.5	8.9±0.5	0.30±0.15	0.60Ref	7
CKDP1496-33uH/M	14.0±0.5	9.6±0.5	16.0Max	3.50±0.5	1.8±0.3	4.3±0.5	8.9±0.5	0.30±0.15	0.60Ref	7
CKDP1496C-15uH/M	14.0±0.5	9.6±0.5	16.0Max	3.50±0.5	1.8±0.3	4.3±0.5	8.9±0.5	0.30±0.15	0.60Ref	7
CKDP1496C-22uH/M	14.0±0.5	9.6±0.5	16.0Max	3.50±0.5	1.8±0.3	4.3±0.5	8.9±0.5	0.30±0.15	0.60Ref	7
CKDP1496D-10uH/M	14.0±0.5	9.6±0.5	16.0Max	3.50±0.5	1.8±0.3	4.3±0.5	8.9±0.5	0.43±0.15	0.75Ref	7
CKDP1496J-10uH/M	14.0±0.5	9.6±0.5	16.0Max	3.50±0.5	1.2±0.3	4.3±0.5	9.6±0.5	0.40±0.15	0.70Ref	7
CKDE1623-10uH/M	16.5Max	15.0Max	23.0Max	3.5±0.5	Φ0.9±0.15	12.0±0.5	10.0±0.5	Φ1.2ref	/	8
CKDE1623-15uH/M	16.5Max	15.0Max	23.0Max	3.5±0.5	Φ0.7±0.15	12.0±0.5	10.0±0.5	Φ1.0ref	/	8
CKDE1623-20uH/M	16.5Max	15.0Max	23.0Max	3.5±0.5	Φ0.65±0.15	12.0±0.5	10.0±0.5	Φ0.9ref	/	8
CKSP1010B	10.0±0.5	9.0±0.5	10.0Max	1.2±0.2	1.9±0.5	6.2±1.0	5.5±0.4	/	/	9

● Part NumberING SYSTEM 品名系统

CKDP 1715 - 10μH / M

- M：产品公差代码：K±10%；L±15%；M±20%
- 10μH：电感值：10uH=10uH
- 1715：产品尺寸：L*W=17.5*15mm
- CKDP：产品型号

SPECIFICATION TABLE 规格特性表

CKDP1715F

Part Number 品名	Inductance 电感值(μH)	DCR @25℃ 直流电阻（mΩ）		Saturation Current Isat 饱和电流(A)	Heat Rating Current Irms 温升电流(A)
	± 20%	Typ.	Max.	Typ.	Typ.
CKDP1715F-10uH/M	10.0	7.2	8.5	29.5	17.0
CKDP1715F-12uH/M	12.0	7.2	8.5	25.0	17.0
CKDP1715F-15uH/M	15.0	7.2	8.5	20.0	17.0
CKDP1715F-18uH/M	18.0	7.2	8.5	17.0	17.0
CKDP1715F-22uH/M	22.0	7.2	8.5	14.0	17.0
CKDP1715F-33uH/M	33.0	7.2	8.5	9.0	17.0

CKDP1715

Part Number 品名	Inductance 电感值(μH)	DCR @25℃ 直流电阻（mΩ）		Saturation Current Isat 饱和电流(A)	Heat Rating Current Irms 温升电流(A)
	± 20%	Typ.	Max.	Typ.	Typ.
CKDP1715-10uH/M	10.0	10.0	12.0	26.0	9.1
CKDP1715-12uH/M	12.0	10.0	12.0	25.0	9.1
CKDP1715-15uH/M	15.0	10.0	12.0	18.0	9.1
CKDP1715-18uH/M	18.0	10.0	12.0	16.0	9.1
CKDP1715-22uH/M	22.0	10.0	12.0	13.0	9.1
CKDP1715-33uH/M	33.0	10.0	12.0	8.0	9.1

Remark:

1. All test data is reference to 25℃ ambient.
2. Test Condition：1kHz，1Vrms.
3. Isat：the actual value of DC current when the inductance decrease 25% of its initial value.
4. Irms：the actual value of DC current when the temperature rise is ΔT40℃(Ta=25℃).
5.Special remind：Circuit design, component placement, PCB size and thickness, cooling system and etc. all will affect the product temperature. Please verify the product temperature in the final application.
6. Operat between temperature range -40℃ to +125℃(Including self - temperature rise).

CKDP2315

Part Number 品名	Inductance 电感值(μH)	DCR @25℃ 直流电阻（mΩ）		Saturation Current Isat 饱和电流(A)	Heat Rating Current Irms 温升电流(A)
	± 20%	Typ.	Max.	Typ.	Typ.
CKDP2315-10uH/M	10.0	6.7	8.0	39.0	14.0
CKDP2315-12uH/M	12.0	6.7	8.0	33.0	14.0
CKDP2315-15uH/M	15.0	7.5	9.0	30.0	13.0
CKDP2315-18uH/M	18.0	6.7	8.0	23.0	14.0
CKDP2315-22uH/M	22.0	7.5	9.0	20.0	13.0

CKDP2320

Part Number 品名	Inductance 电感值(μH)	DCR @25℃ 直流电阻（mΩ）		Saturation Current Isat 饱和电流(A)	Heat Rating Current Irms 温升电流(A)
	± 20%	Typ.	Max.	Typ.	Typ.
CKDP2320-10uH/M	10.0	8.0	9.5	43.0	14.0
CKDP2320-22uH/M	22.0	8.0	9.5	21.0	14.0
CKDP2320-33uH/M	33.0	8.0	9.5	13.5	14.0

CKDP3119

Part Number 品名	Inductance 电感值(μH)	DCR @25℃ 直流电阻（mΩ）		Saturation Current Isat 饱和电流(A)	Heat Rating Current Irms 温升电流(A)
	± 20%	Typ.	Max.	Typ.	Typ.
CKDP3119-10uH/M	10.0	4.9	5.8	61.0	17.0
CKDP3119-12uH/M	12.0	4.9	5.8	51.0	17.0
CKDP3119-15uH/M	15.0	5.4	6.4	47.0	15.5
CKDP3119-18uH/M	18.0	4.9	5.8	34.0	17.0
CKDP3119-22uH/M	22.0	5.4	6.4	31.0	15.5

Remark:

1. All test data is reference to 25℃ ambient.
2. Test Condition：100kHz，1Vrms.
3. Isat：the actual value of DC current when the inductance decrease 25% of its initial value.
4. Irms：the actual value of DC current when the temperature rise is ΔT40℃(Ta=25℃).
5.Special remind：Circuit design, component placement, PCB size and thickness, cooling system and etc. all will affect the product temperature. Please verify the product temperature in the final application.
6. Operat between temperature range -40℃ to +125℃(Including self - temperature rise).

CKDP14

Part Number 品名	Inductance 电感值(μH)	DCR @25℃ 直流电阻（mΩ）		Saturation Current Isat 饱和电流(A)	Heat Rating Current Irms 温升电流(A)
	± 20%	Typ.	Max.	Typ.	Typ.
CKDP1480-10uH/M	10.0	4.6	5.5	10.0	10.5
CKDP1480C-4.7uH/M	4.7	4.6	5.5	21.5	10.5
CKDP1480C-10uH/M	10.0	8.0	9.6	13.5	8.5
CKDP1496-15uH/M	15.0	6.9	8.3	9.8	10.0
CKDP1496-22uH/M	22.0	8.2	9.9	7.0	9.0
CKDP1496-27uH/M	27.0	12.8	15.4	7.0	7.2
CKDP1496-33uH/M	33.0	14.0	16.8	6.5	6.8
CKDP1496C-15uH/M	15.0	12.8	15.4	13.0	7.2
CKDP1496C-22uH/M	22.0	14.0	16.8	10.0	6.8
CKDP1496D-10uH/M	10.0	6.9	8.3	15.0	10.0
CKDP1496J-10uH/M	10.0	13.8	16.6	18.0	6.9

Remark:

1. All test data is reference to 25℃ ambient.
2. Test Condition：1kHz，1Vrms.
3. Isat：the actual value of DC current when the inductance decrease 25% of its initial value.
4. Irms：the actual value of DC current when the temperature rise is ΔT40℃(Ta=25℃).
5.Special remind：Circuit design, component placement, PCB size and thickness, cooling system and etc. all will affect the product temperature. Please verify the product temperature in the final application.
6. Operat between temperature range -40℃ to +125℃(Including self - temperature rise).

CKDE1623

Part Number 品名	Inductance 电感值(μH)	DCR @25℃ 直流电阻（mΩ）		Saturation Current Isat 饱和电流(A)	Heat Rating Current Irms 温升电流(A)
	± 20%	Typ.	Max.	Typ.	Typ.
CKDE1623-10uH/M	10.0	9.0	12.0	15.0	6.4
CKDE1623-15uH/M	15.0	18.2	22.6	11.0	5.2
CKDE1623-20uH/M	20.0	22.7	31.0	10.0	3.8

Remark:

1. All test data is reference to 25℃ ambient.
2. Test Condition：100kHz，0.1Vrms.
3. Isat：the actual value of DC current when the inductance decrease 25% of its initial value.
4. Irms：the actual value of DC current when the temperature rise is ΔT40℃(Ta=25℃).
5.Special remind：Circuit design, component placement, PCB size and thickness, cooling system and etc. all will affect the product temperature. Please verify the product temperature in the final application.
6. Operat between temperature range -40℃ to +125℃(Including self - temperature rise).

CKSP1010B

Part Number 品名	Inductance 电感值(μH)	DCR @25℃ 直流电阻（mΩ）		Saturation Current Isat 饱和电流(A)	Heat Rating Current Irms 温升电流(A)
	± 20%	Typ.	Max.	Typ.	Typ.
CKSP1010B-4.7uH/M	4.7	15.0	18.0	10.0	5.2
CKSP1010B-6.8uH/M	6.8	15.0	18.0	7.5	5.2
CKSP1010B-8.2uH/M	8.2	15.0	18.0	6.4	5.2
CKSP1010B-10uH/M	10.0	16.4	19.0	5.6	5.0
CKSP1010B-12uH/M	12.0	22.0	25.0	5.2	4.3
CKSP1010B-15uH/M	15.0	32.7	39.2	4.7	3.5
CKSP1010B-22uH/M	22.0	43.0	50.0	3.5	2.5

Remark:

1. All test data is reference to 25℃ ambient.
2. Test Condition：100kHz，1Vrms.
3. Isat：the actual value of DC current when the inductance decrease 25% of its initial value.
4. Irms：the actual value of DC current when the temperature rise is ΔT40℃(Ta=25℃).
5.Special remind：Circuit design, component placement, PCB size and thickness, cooling system and etc. all will affect the product temperature. Please verify the product temperature in the final application.
6. Operat between temperature range -40℃ to +125℃(Including self - temperature rise).

PACKAGING SPECIFICATION 包装规格

1. Plastic Tray Dimensions (mm)

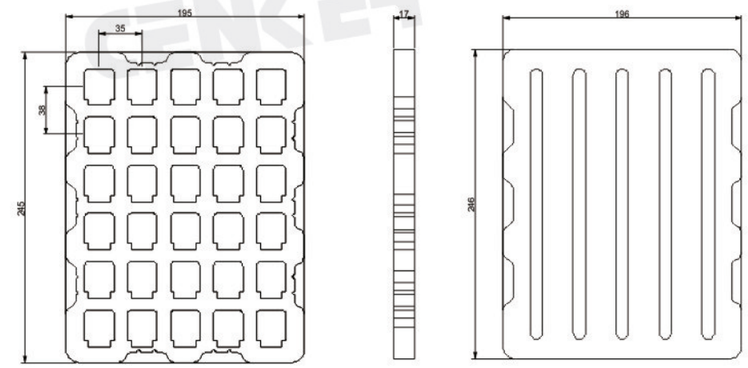

吸塑盒 吸塑面盖

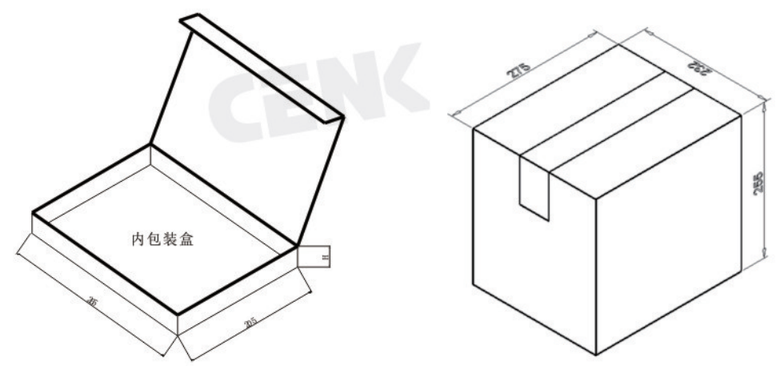

TYPE(型号)	盒装数量(pcs)	内盒包装数量(pcs)	外箱包装数量（pcs）
CKDP1715F系列	30	30	270
CKDP1715系列	30	30	270
CKDP3119 系列	12	12	108
CKDP2320 系列	30	30	240
CKDP2315 系列	30	30	270
CKDP14 系列	40	80	640
CKDE1623 系列	45	90	540

2. Carrier Tape Dimensions (mm)

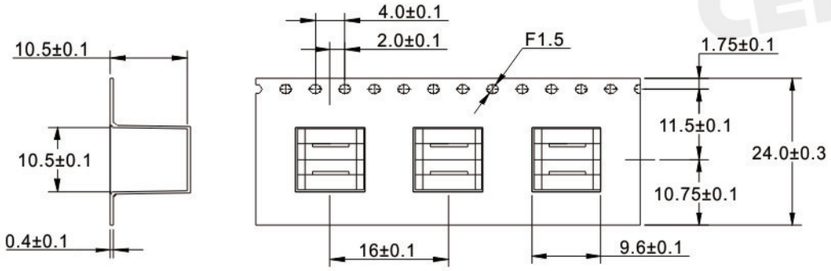

3. Reel dimensions (mm)

No.	Dimension
A	330±2.0
N	100 Min
W1	24.4+2.0/-0
W2	38.4 Max
W3	31.90 Min

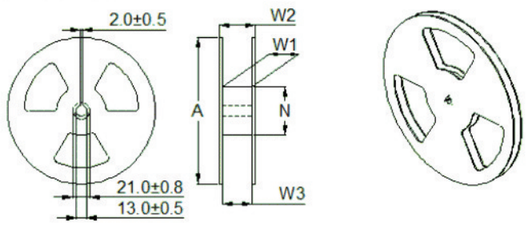

4. Cover tape peel-off condition

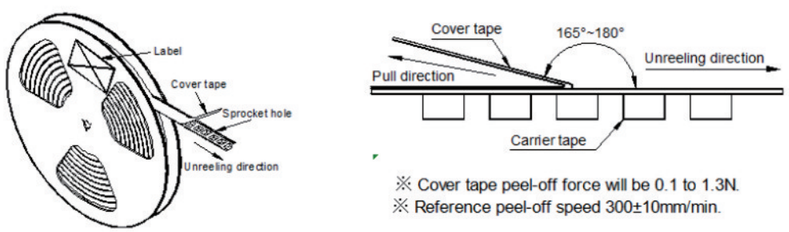

※ Cover tape peel-off force will be 0.1 to 1.3N.
※ Reference peel-off speed 300±10mm/min.

5. Carton Dimensions and Packing Quantityt

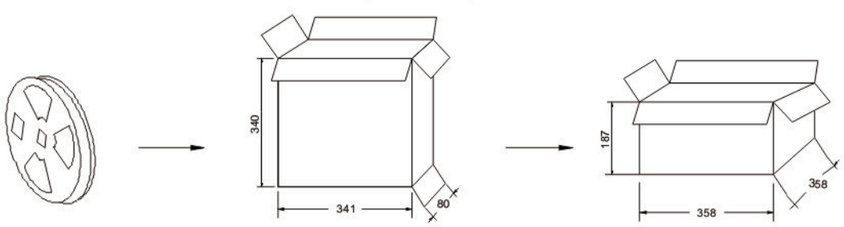

TYPE(型号)	盘装数量(pcs)	内盒包装数量(pcs)	外箱包装数量（pcs）
CKSP1010B 系列	300pcs	300pcs	1200pcs

色环电感 CKL 系列

AXIAL FIXED INDUCTOR CKL Series



● FEATURES 特性

1. Design to be compact, small and light-weight, wide range of inductance
感量范围宽，尺寸小，重量轻。
2.Contibute to be high Q and self-resonent frequencies, tapping type that is convenient for automatic insertion, coating epoxy resin that ensure the humidity resistance to be long life.
高Q和SRF值，卷装适用于自动插件，使用寿命长。

● APPLICATIONS 用途

For TV, radios and radio transceivers, telephones. 用于TV、音响，收音机，电话机。
Others various electronic products. 用其他各种电子产品上。

● Part NumberING SYSTEM 品名系统

CKL 0510 - 1.0mH/K - □□□ - □□□ (□□)

- (□□) — SPECIAL CODE特殊记号 (SP,CW,CF,f,0.07，D3.2, etc.)
- □□□ — FORMING CODE成型记号 (F/FT,UT,UKT, U3.2*10,UB，etc.)
- □□□ — PIN(OMISSIBLE)针脚(有时会省略)
- K — TOLERANCE公差 (J:±5,K:±10,M:±20)
- 1.0mH — INDUCTANCE电感值
- 0510 — SIZE CODE规格
- CKL — SERIES NAME品名

● Color Coding 颜色编码

The nominal inductance is marked. Color code listed in table below. 标称电感值用色码编码表示如下表所示。

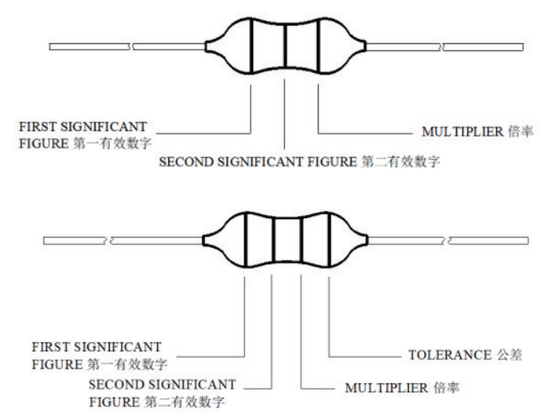

Color 颜色	Nominal Inductance(uH)标称电感值(微亨)			
	1st Figure	2nd Figure	Multiplier	Tolerance
Black 黑	0		×1	±20%
Brown 棕	1		×10	——
Red 红	2		×100	——
Orange 橙	3		×1000	——
Yellow 黄	4		——	——
Green 绿	5		——	——
Blue 蓝	6		——	——
Violet 紫	7		——	——
Gray 灰	8		——	——
White 白	9		——	——
Gold 金	——		×0.1	±5%
Silver 银	——		×0.01	±10%

● SHAPES AND DIMENSIONS 外形尺寸 (Unit:mm)

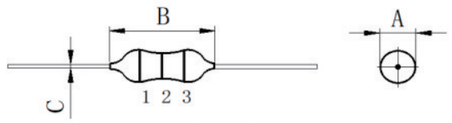

Figure 1

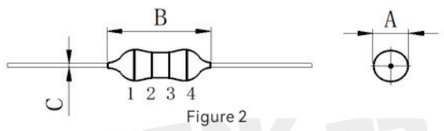

Figure 2

Type	Dimension(mm)			Figure
	A(Max)	B(Max)	C*(±0.1)	
CKL0204	Ø2.8	4.8	Ø0.45	1
CKL0307	Ø3.0/Ø3.2	7.0	Ø0.50	2
CKL0410	Ø4.0/4.5	10.5	Ø0.60	2
CKL0412	Ø4.5/5.0	12.7	Ø0.65	2
CKL0510	Ø5.0	11.0	Ø0.60	2
CKL0512	Ø5.0	12.0	Ø0.60	2
CKL0514	Ø5.0/5.5	14.0/15.0	Ø0.65	2

C*It depends on the actual situation.视情况定。

● Appearance Dimensions of Forming 成型外观尺寸

1.U-forming(Horizontal) U形成型(卧式)(UX*X)

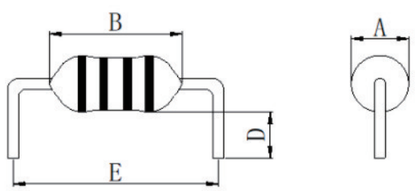

Type	Dimension(mm)			
	A(Max)	B(Max)	D(Min)	E
CKL0204	Ø2.8	4.8	2.4	7.5 ~ 12
CKL0307	Ø3.0/Ø3.2	7.0	2.4	10 ~ 15
CKL0410	Ø4.0/4.5	10.5	2.4	12.5 ~ 20
CKL0412	Ø4.5/5.0	12.7	2.4	15 ~ 20
CKL0510	Ø5.0	11.0	2.4	12.5 ~ 20
CKL0512	Ø5.0	12.0	2.4	15 ~ 20
CKL0514	Ø5.0/5.5	14.0/15.0	2.4	17.5 ~ 25

2.U-forming(Vertical) U形成型(立式)(UB)

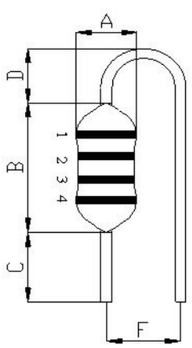

Type	Dimension(mm)				
	A(Max)	B(Max)	C	D(Max)	F
CKL0204	Ø2.8	4.8	3.0 ~ 6.0	3.0	2.5
CKL0307	Ø3.0/Ø3.2	7.0	3.0 ~ 6.0	3.0	2.5
CKL0410	Ø4.0/4.5	10.5	3.0 ~ 6.0	3.0	2.5/3.5/5.0
CKL0412	Ø4.5/5.0	12.7	3.0 ~ 5.0	3.0	5.0
CKL0510	Ø5.0	11.0	3.0 ~ 6.0	3.0	5.0
CKL0512	Ø5.0	12.0	3.0 ~ 5.0	3.0	5.0
CKL0514	Ø5.0/5.5	14.0/15.0	2.5 ~ 4.0	3.0	5.0

3.U-forming and Taping U形成型编带(UT)

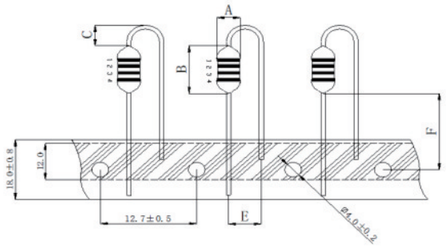

Type	Dimension(mm)				
	A(Max)	B(Max)	C(Max)	E	F(±2.0)
CKL0204	Ø2.8	4.8	3.0	2.5	22.0
CKL0307	Ø3.0/Ø3.2	7.0	3.0	2.5/5.0	20.0
CKL0410	Ø4.0/4.5	10.5	3.0	2.5/3.5/5.0	18.5
CKL0412	Ø4.5/5.0	12.7	3.0	5.0	17.5
CKL0510	Ø5.0	11.0	3.0	5.0	18.5
CKL0512	Ø5.0	12.0	3.0	5.0	17.5

4.UK-forming and Taping UK形成型编带(UKT)

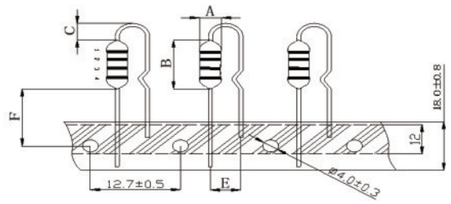

Type	Dimension(mm)				
	A(Max)	B(Max)	C(Max)	E	F(±2.0)
CKL0307	Ø3.0/Ø3.2	7.0	3.0	5.0	20.0
CKL0410	Ø4.0/4.5	10.5	3.0	5.0	18.0
CKL0412	Ø4.5/5.0	12.7	3.0	5.0	17.0
CKL0510	Ø5.0	11.0	3.0	5.0	18.0
CKL0512	Ø5.0	12.0	3.0	5.0	17.0

5.R-forming and Taping R形成型编带(F/FT)

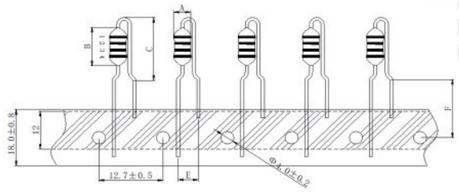

Type	Dimension(mm)				
	A(Max)	B(Max)	C(Max)	E	F(±2.0)
CKL0307	Ø3.0/Ø3.2	7.0	12.5	5.0	17.5±1.5
CKL0410	Ø4.0/4.5	10.5	13.5	5.0	17.5±1.5
CKL0412	Ø4.5/5.0	12.7	16.5	5.0	15.0Min
CKL0510	Ø5.0	11.0	14.5	5.0	17.5±1.5
CKL0512	Ø5.0	12.0	16.0	5.0	15.0Min

● Electrical Characteristics 电气特性

(1) Isat: DC current at which the inductance drops approximate 10% from its value without current;
(2) Irms: DC current that causes the temperature rise (△T ≤40°C) from 25°C ambient.
(3) Rated Current: It is either the inductance is 10% lower than its initial value in DC saturation characteristics or temperature raise becomes △T=40℃(Ta=25℃), whichever is lower.
(4) Operating Temperature Ranges: -25 ~ 105℃.
(5) Dielectric with standing voltage:250V AC r.m.s.

● Test Equipments 测试设备

(1) Inductance(L): HP 4284A/HPM 4285/CD 1063/HP 4291A;
(2) Q: HP 4284A/HP 4285;
(3) DCR: CH 502A/CH 502BC;
(4) SRF: HM 9461;
(5) Rated Current/Isat./Irms.: HP 4284+HP 4284A/CD 1068+CD 1320.
Test Condition: at 25℃,75%H.

ELECTRICAL PARAMETERS 电气参数

CKL0204 Series

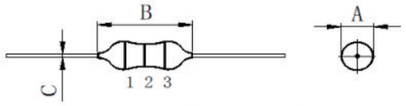

A	B	C
Ø2.8 Max	4.8 Max	Ø0.45±0.1

Part Number 品名	Inductance 电感值(μH)	Q值 Min.	Frequency 测试频率 (MHz)	DCR 直流电阻(Ω) Max.	SRF 自谐频率(MHz) Min.	Rated Current 额定电流(mA) Max.
CKL0204-0.22uH/M	0.22±20%	35	25.2	0.4	150	400
CKL0204-0.27uH/M	0.27±20%	35	25.2	0.43	150	380
CKL0204-0.33uH/M	0.33±20%	35	25.2	0.48	150	370
CKL0204-0.39uH/M	0.39±20%	35	25.2	0.51	150	350
CKL0204-0.47uH	0.47±10%/±20%	35	25.2	0.56	150	330
CKL0204-0.56uH	0.56±10%/±20%	35	25.2	0.61	150	320
CKL0204-0.68uH	0.68±10%/±20%	35	25.2	0.67	150	310
CKL0204-0.82uH	0.82±10%/±20%	35	25.2	0.74	150	290
CKL0204-1.0uH/K	1.0±10%	35	25.2	0.8	150	270
CKL0204-1.2uH/K	1.2±10%	40	7.96	0.9	110	260
CKL0204-1.5uH/K	1.5±10%	40	7.96	1	80	250
CKL0204-1.8uH/K	1.8±10%	40	7.96	1.1	60	240
CKL0204-2.2uH/K	2.2±10%	40	7.96	1.2	45	230
CKL0204-2.7uH/K	2.7±10%	40	7.96	1.3	40	220
CKL0204-3.3uH/K	3.3±10%	40	7.96	1.4	38	210
CKL0204-3.9uH/K	3.9±10%	40	7.96	1.5	36	200
CKL0204-4.7uH/K	4.7±10%	40	7.96	1.7	32	190
CKL0204-5.6uH/K	5.6±10%	40	7.96	1.9	30	180
CKL0204-6.8uH/K	6.8±10%	40	7.96	2	28	175
CKL0204-8.2uH/K	8.2±10%	40	7.96	2.2	26	165
CKL0204-10uH/K	10±10%	40	7.96	2.5	24	160
CKL0204-12uH/K	12±10%	40	2.52	2.5	22	150
CKL0204-15uH/K	15±10%	40	2.52	2.8	20	145
CKL0204-18uH/K	18±10%	40	2.52	3.1	16.7	140
CKL0204-22uH/K	22±10%	40	2.52	3.4	15	130
CKL0204-27uH/K	27±10%	40	2.52	4.3	13	80
CKL0204-33uH/K	33±10%	40	2.52	4.7	12	76
CKL0204-39uH/K	39±10%	40	2.52	5.2	11	74
CKL0204-47uH/K	47±10%	40	2.52	5.8	9	70
CKL0204-56uH/K	56±10%	40	2.52	6.4	8	68
CKL0204-68uH/K	68±10%	40	2.52	7.2	7	64
CKL0204-82uH/K	82±10%	40	2.52	9.5	6.5	46
CKL0204-100uH/K	100±10%	40	2.52	12	6	44
CKL0204-120uH/K	120±10%	40	0.796	13	5.5	42
CKL0204-150uH/K	150±10%	40	0.796	16	5	39
CKL0204-180uH/K	180±10%	40	0.796	18	4.8	37
CKL0204-220uH/K	220±10%	40	0.796	20	4.5	35
CKL0204-270uH/K	270±10%	30	0.796	20	3.5	25
CKL0204-330uH/K	330±10%	30	0.796	20	3	25

CKL0307 Series

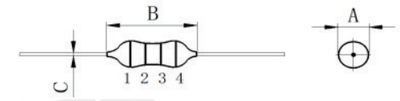

A	B	C
Ø3.0/3.2 Max	7.0 Max	Ø0.5±0.1

Part Number 品名	Inductance 电感值(μH)	Q值 (Min)	Frequency 测试频率 (MHz)	DCR 直流电阻(Ω) Max.	SRF 自谐频率(MHz) Min.	Rated Current 额定电流(mA) Max.
CKL0307-0.22uH/M	0.22±20%	40	25.2	0.08	150	740
CKL0307-0.27uH/M	0.27±20%	40	25.2	0.085	150	740
CKL0307-0.33uH/M	0.33±20%	40	25.2	0.095	150	740
CKL0307-0.39uH/M	0.39±20%	40	25.2	0.1	150	740
CKL0307-0.47uH	0.47±10%/±20%	40	25.2	0.11	150	740
CKL0307-0.56uH	0.56±10%/±20%	40	25.2	0.12	150	740
CKL0307-0.68uH	0.68±10%/±20%	40	25.2	0.13	150	740
CKL0307-0.82uH	0.82±10%/±20%	40	25.2	0.14	150	740
CKL0307-1.0uH/K	1.0±10%	40	25.2	0.15	150	740
CKL0307-1.2uH/K	1.2±10%	40	7.96	0.18	150	740
CKL0307-1.5uH/K	1.5±10%	40	7.96	0.2	150	700
CKL0307-1.8uH/K	1.8±10%	50	7.96	0.23	125	655
CKL0307-2.2uH/K	2.2±10%	50	7.96	0.27	110	630
CKL0307-2.7uH/K	2.7±10%	50	7.96	0.28	95	595
CKL0307-3.3uH/K	3.3±10%	50	7.96	0.3	70	575
CKL0307-3.9uH/K	3.9±10%	50	7.96	0.32	65	555
CKL0307-4.7uH/K	4.7±10%	50	7.96	0.35	36	530
CKL0307-5.6uH/K	5.6±10%	50	7.96	0.4	32	500
CKL0307-6.8uH/K	6.8±10%	50	7.96	0.48	28	470
CKL0307-8.2uH/K	8.2±10%	50	7.96	0.56	23	425
CKL0307-10uH/K	10±10%	50	7.96	0.75	18	370
CKL0307-12uH/K	12±10%	50	2.52	0.8	17	350
CKL0307-15uH/K	15±10%	50	2.52	0.93	16	335
CKL0307-18uH/K	18±10%	50	2.52	1	15	315
CKL0307-22uH/K	22±10%	50	2.52	1.2	13	285
CKL0307-27uH/K	27±10%	50	2.52	1.8	11	270
CKL0307-33uH/K	33±10%	50	2.52	2.1	10	255
CKL0307-39uH/K	39±10%	50	2.52	2.3	9.5	240
CKL0307-47uH/K	47±10%	50	2.52	2.6	8.5	205
CKL0307-56uH/K	56±10%	50	2.52	2.9	7.5	195
CKL0307-68uH/K	68±10%	50	2.52	3.3	6.5	185
CKL0307-82uH/K	82±10%	50	2.52	3.8	6	175
CKL0307-100uH/K	100±10%	50	2.52	4.2	5.5	165
CKL0307-120uH/K	120±10%	60	0.796	4.7	5.4	160
CKL0307-150uH/K	150±10%	60	0.796	5.4	4.7	150
CKL0307-180uH/K	180±10%	60	0.796	6	4.3	140
CKL0307-220uH/K	220±10%	60	0.796	7	4	130
CKL0307-270uH/K	270±10%	60	0.796	7.7	3.7	120
CKL0307-330uH/K	330±10%	60	0.796	11.1	3.4	100
CKL0307-390uH/K	390±10%	60	0.796	12.6	2.8	95
CKL0307-470uH/K	470±10%	60	0.796	14	2.5	90
CKL0307-560uH/K	560±10%	60	0.796	15.5	2.3	85
CKL0307-680uH/K	680±10%	60	0.796	25.3	2	75
CKL0307-820uH/K	820±10%	60	0.796	27.5	1.5	65
CKL0307-1.0mH/K	1000±10%	50	0.796	31.4	1.2	60
CKL0307-1.2mH/K	1200±10%	50	0.252	37	0.9	50
CKL0307-1.5mH/K	1500±10%	45	0.252	39	0.8	40

CKL0410 Series

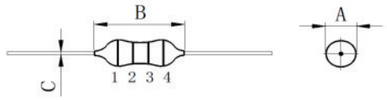

A	B	C
Ø4.0/4.5 Max	10.5 Max	Ø0.6±0.1

Part Number 品名	Inductance 电感值(μH)	Q值 Min.	Frequency 测试频率 (MHz)	DCR 直流电阻(Ω) Max.	SRF 自谐频率 (Min) MHz.	Rated Current 额定电流 (mA) Max.
CKL0410-0.27uH/M	0.27±20%	45	25.2	0.09	270	980
CKL0410-0.33uH/M	0.33±20%	45	25.2	0.1	250	980
CKL0410-0.39uH/M	0.39±20%	45	25.2	0.12	230	980
CKL0410-0.47uH	0.47±10%/±20%	45	25.2	0.13	220	980
CKL0410-0.56uH	0.56±10%/±20%	45	25.2	0.14	200	980
CKL0410-0.68uH	0.68±10%/±20%	45	25.2	0.15	190	980
CKL0410-0.82uH	0.82±10%/±20%	45	25.2	0.16	172	980
CKL0410-1.0uH/K	1.0±10%	45	25.2	0.17	157	920
CKL0410-1.2uH/K	1.2±10%	50	7.96	0.18	144	880
CKL0410-1.5uH/K	1.5±10%	50	7.96	0.2	130	830
CKL0410-1.8uH/K	1.8±10%	55	7.96	0.22	121	790
CKL0410-2.2uH/K	2.2±10%	55	7.96	0.24	110	750
CKL0410-2.7uH/K	2.7±10%	60	7.96	0.25	100	720
CKL0410-3.3uH/K	3.3±10%	60	7.96	0.3	94	670
CKL0410-3.9uH/K	3.9±10%	60	7.96	0.35	80	640
CKL0410-4.7uH/K	4.7±10%	60	7.96	0.4	80	620
CKL0410-5.6uH/K	5.6±10%	60	7.96	0.43	74	590
CKL0410-6.8uH/K	6.8±10%	60	7.96	0.48	68	550
CKL0410-8.2uH/K	8.2±10%	60	7.96	0.52	53	530
CKL0410-10uH/K	10±10%	60	7.96	0.58	40	500
CKL0410-12uH/K	12±10%	60	2.52	0.63	34	480
CKL0410-15uH/K	15±10%	60	2.52	0.72	20	460
CKL0410-18uH/K	18±10%	60	2.52	0.77	14	430
CKL0410-22uH/K	22±10%	50	2.52	0.84	9.9	410
CKL0410-27uH/K	27±10%	50	2.52	0.94	7.6	390
CKL0410-33uH/K	33±10%	50	2.52	1.03	6.3	370
CKL0410-39uH/K	39±10%	50	2.52	1.12	6.3	350
CKL0410-47uH/K	47±10%	40	2.52	1.22	6.3	340
CKL0410-56uH/K	56±10%	40	2.52	1.34	6.2	320
CKL0410-68uH/K	68±10%	40	2.52	1.47	5.7	305
CKL0410-82uH/K	82±10%	35	2.52	1.62	5.3	290
CKL0410-100uH/K	100±10%	30	2.52	1.8	4.8	275
CKL0410-120uH/K	120±10%	60	0.796	3	3.8	185
CKL0410-150uH/K	150±10%	60	0.796	4.2	3.5	175
CKL0410-180uH/K	180±10%	60	0.796	4.6	3.3	165
CKL0410-220uH/K	220±10%	50	0.796	5.1	3	155
CKL0410-270uH/K	270±10%	50	0.796	6	2.8	145
CKL0410-330uH/K	330±10%	50	0.796	6.4	2.6	137
CKL0410-390uH/K	390±10%	50	0.796	7	2.4	133
CKL0410-470uH/K	470±10%	50	0.796	7.7	2.25	126
CKL0410-560uH/K	560±10%	50	0.796	8.5	2.1	120
CKL0410-680uH/K	680±10%	50	0.796	9.4	1.9	113
CKL0410-820uH/K	820±10%	40	0.796	12	1.85	105
CKL0410-1.0mH/K	1000±10%	40	0.796	17.4	1.4	100
CKL0410-1.2mH/K	1200±10%	40	0.252	20	1.2	90
CKL0410-1.5mH/K	1500±10%	30	0.252	25	1	85
CKL0410-1.8mH/K	1800±10%	30	0.252	30	0.9	80
CKL0410-2.2mH/K	2200±10%	30	0.252	35	0.8	70
CKL0410-2.7mH/K	2700±10%	30	0.252	40	0.7	65
CKL0410-3.3mH/K	3300±10%	30	0.252	65	0.65	60
CKL0410-3.9mH/K	3900±10%	30	0.252	71	0.65	50
CKL0410-4.7mH/K	4700±10%	30	0.252	78	0.6	40
CKL0410-5.6mH/K	5600±10%	30	0.252	100	0.56	30
CKL0410-6.8mH/K	6800±10%	30	0.252	125	0.54	30

CKL0412 Series

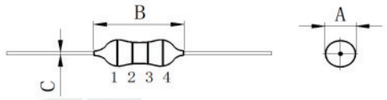

A	B	C
Ø4.5/5.0 Max	12.7 Max	Ø0.65±0.1

Part Number 品名	Inductance 电感值(μH)	Frequency 测试频率 (MHz)	DCR 直流电阻(Ω) Max.	SRF 自谐频率(MHz) Min.	Isat. 饱和电流(mA) Max.	Irms. 温升电流(mA) Max.
CKL0412-1.0uH	1.0±10%/±20%	7.96	0.018	190	3000	3300
CKL0412-1.2uH	1.2±10%/±20%	7.96	0.019	170	2700	3200
CKL0412-1.5uH	1.5±10%/±20%	7.96	0.02	160	2500	3100
CKL0412-1.8uH	1.8±10%/±20%	7.96	0.023	150	2100	2900
CKL0412-2.2uH	2.2±10%/±20%	7.96	0.031	130	2000	2600
CKL0412-2.7uH	2.7±10%/±20%	7.96	0.033	120	1900	2500
CKL0412-3.3uH	3.3±10%/±20%	7.96	0.054	110	1700	1900
CKL0412-3.9uH	3.9±10%/±20%	7.96	0.06	100	1500	1800
CKL0412-4.7uH	4.7±10%/±20%	7.96	0.068	86	1400	1700
CKL0412-5.6uH	5.6±10%/±20%	7.96	0.074	64	1300	1600
CKL0412-6.8uH	6.8±10%/±20%	7.96	0.08	44	1200	1600
CKL0412-8.2uH	8.2±10%/±20%	7.96	0.087	32	1100	1500
CKL0412-10uH/K	10±10%	1kHz	0.095	25	970	1500
CKL0412-12uH/K	12±10%	1kHz	0.11	17	880	1400
CKL0412-15uH/K	15±10%	1kHz	0.15	13	790	1200
CKL0412-18uH/K	18±10%	1kHz	0.16	10	710	1100
CKL0412-22uH/K	22±10%	1kHz	0.19	8.4	640	1000
CKL0412-27uH/K	27±10%	1kHz	0.22	8	580	950
CKL0412-33uH/K	33±10%	1kHz	0.24	7.6	530	910
CKL0412-39uH/K	39±10%	1kHz	0.26	7.1	480	880
CKL0412-47uH/K	47±10%	1kHz	0.35	6	430	790
CKL0412-56uH/K	56±10%	1kHz	0.47	5.8	400	650
CKL0412-68uH/K	68±10%	1kHz	0.53	4.3	370	610
CKL0412-82uH/K	82±10%	1kHz	0.6	4.1	330	580
CKL0412-100uH/K	100±10%	1kHz	0.67	3.9	300	550
CKL0412-120uH/K	120±10%	1kHz	0.9	3.6	270	470
CKL0412-150uH/K	150±10%	1kHz	1.2	3.2	250	410
CKL0412-180uH/K	180±10%	1kHz	1.4	2.8	220	380
CKL0412-220uH/K	220±10%	1kHz	1.9	2.3	200	320
CKL0412-270uH/K	270±10%	1kHz	2.1	2.1	180	310
CKL0412-330uH/K	330±10%	1kHz	2.4	1.9	170	290
CKL0412-390uH/K	390±10%	1kHz	3	1.7	150	260
CKL0412-470uH/K	470±10%	1kHz	3.4	1.4	140	240
CKL0412-560uH/K	560±10%	1kHz	4.7	1.3	130	210
CKL0412-680uH/K	680±10%	1kHz	6.4	1.2	110	180
CKL0412-820uH/K	820±10%	1kHz	7.1	1.1	100	170
CKL0412-1.0mH/K	1000±10%	1kHz	7.9	1	95	160
CKL0412-1.2mH/K	1200±10%	1kHz	9	0.94	87	150
CKL0412-1.5mH/K	1500±10%	1kHz	12	0.76	78	130
CKL0412-1.8mH/K	1800±10%	1kHz	14	0.72	71	120
CKL0412-2.2mH/K	2200±10%	1kHz	19	0.64	64	100
CKL0412-2.7mH/K	2700±10%	1kHz	25	0.56	58	90
CKL0412-3.3mH/K	3300±10%	1kHz	29	0.53	52	83
CKL0412-3.9mH/K	3900±10%	1kHz	34	0.48	48	77
CKL0412-4.7mH/K	4700±10%	1kHz	37	0.45	44	74
CKL0412-5.6mH/K	5600±10%	1kHz	50	0.4	40	63
CKL0412-6.8mH/K	6800±10%	1kHz	58	0.36	36	59
CKL0412-8.2mH/K	8200±10%	1kHz	68	0.29	33	54
CKL0412-10mH/K	10000±10%	1kHz	75	0.27	30	52

CKL0510 Series

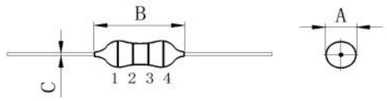

A	B	C
Ø5.0 Max	11.0 Max	Ø0.6±0.1

Part Number 品名	Inductance 电感值(μH)	Q值 Min.	Frequency 测试频率 (MHz)	DCR 直流电阻(Ω) Max.	SRF 自谐频率(MHz) Min.	Rated Current 额定电流(mA) Max.
CKL0510-4.7uH/K	4.7±10%	15	7.96	0.06	50	1000
CKL0510-10uH/K	10±10%	15	7.96	0.45	30	750
CKL0510-22uH/K	22±10%	20	2.52	0.65	8	450
CKL0510-82uH/K	82±10%	20	2.52	0.82	3.8	330
CKL0510-100uH/K	100±10%	20	2.52	1	3.5	300
CKL0510-120uH/K	120±10%	20	0.796	1.2	3.3	250
CKL0510-150uH/K	150±10%	20	0.796	1.8	3.2	225
CKL0510-180uH/K	180±10%	20	0.796	2	2.8	200
CKL0510-220uH/K	220±10%	30	0.796	2.1	2.6	180
CKL0510-270uH/K	270±10%	30	0.796	2.5	2.4	170
CKL0510-330uH/K	330±10%	30	0.796	3	2.2	160
CKL0510-390uH/K	390±10%	30	0.796	3.5	2	150
CKL0510-470uH/K	470±10%	30	0.796	4	1.9	140
CKL0510-560uH/K	560±10%	30	0.796	5.4	1.8	130
CKL0510-680uH/K	680±10%	40	0.796	6	1.5	120
CKL0510-820uH/K	820±10%	50	0.796	7.5	1.2	110
CKL0510-1.0mH/K	1000±10%	50	0.796	10	1	100
CKL0510-1.2mH/K	1200±10%	60	0.252	14.5	0.95	95
CKL0510-1.5mH/K	1500±10%	60	0.252	16.5	0.9	90
CKL0510-1.8mH/K	1800±10%	60	0.252	19	0.9	85
CKL0510-2.2mH/K	2200±10%	60	0.252	27.5	0.8	80
CKL0510-2.7mH/K	2700±10%	60	0.252	40	0.75	75
CKL0510-3.3mH/K	3300±10%	50	0.252	50	0.7	62
CKL0510-3.9mH/K	3900±10%	50	0.252	53	0.65	59
CKL0510-4.7mH/K	4700±10%	50	0.252	60	0.6	55
CKL0510-5.6mH/K	5600±10%	50	0.252	64	0.5	40
CKL0510-6.8mH/K	6800±10%	50	0.252	73	0.45	35
CKL0510-8.2mH/K	8200±10%	30	0.252	80	0.4	30
CKL0510-10mH/K	10000±10%	25	79.6k	132	0.35	25
CKL0510-12mH/K	12000±10%	25	79.6k	143	0.3	20
CKL0510-15mH/K	15000±10%	25	79.6k	166	0.25	18
CKL0510-18mH/K	18000±10%	25	79.6k	185	0.2	15
CKL0510-22mH/K	22000±10%	20	79.6k	220	0.15	12
CKL0510-27mH/K	27000±10%	20	79.6k	250	0.15	10
CKL0510-30mH/K	30000±10%	20	79.6k	300	0.1	10

CKL0512 Series

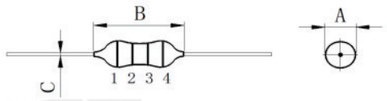

A	B	C
Ø5.0 Max	12.0 Max	Ø0.6±0.1

Part Number 品名	Inductance 电感值(μH)	Q值 Min.	Frequency 测试频率 (MHz)	DCR 直流电阻(Ω) Max.	SRF 自谐频率(MHz) Min.	Rated Current 额定电流 (mA) Max.
CKL0512-22uH/K	22±10%	30	2.52M	0.35	8	550
CKL0512-100uH/K	100±10%	10	2.52M	0.5	3.5	300
CKL0512-220uH/K	220±10%	10	0.796M	2.1	2.6	160
CKL0512-330uH/K	330±10%	30	0.796M	2.5	2.2	130
CKL0512-390uH/K	390±10%	30	0.796M	2.8	2	125
CKL0512-470uH/K	470±10%	30	0.796M	3	1.9	120
CKL0512-560uH/K	560±10%	30	0.796M	4.5	1.8	115
CKL0512-680uH/K	680±10%	30	0.796M	4.6	1.5	110
CKL0512-820uH/K	820±10%	30	0.796M	5	1.2	105
CKL0512-1.0mH/K	1000±10%	50	0.252M	5	1	100
CKL0512-1.2mH/K	1200±10%	60	0.252M	14.5	0.95	90
CKL0512-1.5mH/K	1500±10%	60	0.252M	16.5	0.9	85
CKL0512-1.8mH/K	1800±10%	60	0.252M	19	0.9	80
CKL0512-2.2mH/K	2200±10%	60	0.252M	27.5	0.8	70
CKL0512-2.7mH/K	2700±10%	60	0.252M	40	0.75	65
CKL0512-3.3mH/K	3300±10%	50	0.252M	50	0.7	60
CKL0512-3.9mH/K	3900±10%	50	0.252M	53	0.65	55
CKL0512-4.7mH/K	4700±10%	50	0.252M	60	0.6	50
CKL0512-5.6mH/K	5600±10%	50	0.252M	64	0.5	45
CKL0512-6.8mH/K	6800±10%	40	0.252M	73	0.45	40
CKL0512-8.2mH/K	8200±10%	30	0.252M	80	0.4	30
CKL0512-10mH/K	10000±10%	30	79.6k	132	0.35	25

CKL0514 Series

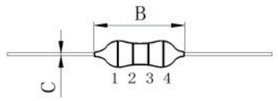

A	B	C
Ø5.0/5.5 Max	14/15 Max	Ø0.65±0.1

Part Number 品名	Inductance 电感值(μH)	Q值 Min.	Frequency 测试频率 (MHz)	DCR 直流电阻(Ω) Max.	SRF 自谐频率(MHz) Min.	Isat. 饱和电流(mA) Max.	Irms. 温升电流 (mA) Max.
CKL0514-1.0uH	1.0±10%/±20%	10	7.96	0.022	300	5600	3800
CKL0514-1.2uH	1.2±10%/±20%	10	7.96	0.024	260	5500	3700
CKL0514-1.5uH	1.5±10%/±20%	10	7.96	0.026	250	5000	3600
CKL0514-1.8uH	1.8±10%/±20%	10	7.96	0.029	240	4700	3100
CKL0514-2.2uH	2.2±10%/±20%	10	7.96	0.031	220	4500	2900
CKL0514-2.7uH	2.7±10%/±20%	10	7.96	0.034	195	4000	2700
CKL0514-3.3uH	3.3±10%/±20%	10	7.96	0.038	155	3400	2600
CKL0514-3.9uH	3.9±10%/±20%	10	7.96	0.040	115	3100	2500
CKL0514-4.7uH	4.7±10%/±20%	10	7.96	0.044	85	2800	2400
CKL0514-5.6uH	5.6±10%/±20%	10	7.96	0.048	55	2600	2100
CKL0514-6.8uH	6.8±10%/±20%	10	7.96	0.051	50	2400	2000
CKL0514-8.2uH	8.2±10%/±20%	10	7.96	0.056	38	2200	1950
CKL0514-10uH/K	10±10%	10	7.96	0.062	24	2100	1900
CKL0514-12uH/K	12±10%	10	2.52	0.076	18	1800	1800
CKL0514-15uH/K	15±10%	10	2.52	0.088	16	1700	1700
CKL0514-18uH/K	18±10%	10	2.52	0.11	15	1600	1600
CKL0514-22uH/K	22±10%	10	2.52	0.13	14	1400	1550
CKL0514-27uH/K	27±10%	10	2.52	0.14	13	1300	1300
CKL0514-33uH/K	33±10%	10	2.52	0.20	11	1200	1200
CKL0514-39uH/K	39±10%	10	2.52	0.22	10	1100	1000
CKL0514-43uH/K	43±10%	10	2.52	0.28	9.5	1000	950
CKL0514-47uH/K	47±10%	10	2.52	0.28	9.5	1000	950
CKL0514-56uH/K	56±10%	10	2.52	0.30	8	900	900
CKL0514-68uH/K	68±10%	10	2.52	0.34	7.5	800	800
CKL0514-82uH/K	82±10%	10	2.52	0.385	7	700	750
CKL0514-100uH/K	100±10%	10	2.52	0.48	6.5	700	700
CKL0514-120uH/K	120±10%	15	0.796	0.595	5	600	600
CKL0514-150uH/K	150±10%	15	0.796	0.90	4.5	550	500
CKL0514-180uH/K	180±10%	15	0.796	1.10	4	500	400
CKL0514-220uH/K	220±10%	15	0.796	1.25	3.8	440	390
CKL0514-270uH/K	270±10%	15	0.796	1.85	3.5	420	330
CKL0514-330uH/K	330±10%	15	0.796	2.10	3.0	380	310
CKL0514-390uH/K	390±10%	15	0.796	2.28	2.8	340	300
CKL0514-470uH/K	470±10%	15	0.796	3.22	2.5	320	280
CKL0514-560uH/K	560±10%	15	0.796	3.85	2.2	290	270
CKL0514-680uH/K	680±10%	15	0.796	4.00	2.1	260	240
CKL0514-820uH/K	820±10%	15	0.796	5.00	2.0	250	230
CKL0514-1.0mH/K	1000±10%	15	0.252	5.80	1.8	220	190
CKL0514-1.2mH/K	1200±10%	15	0.252	7.10	1.6	200	180
CKL0514-1.5mH/K	1500±10%	15	0.252	7.80	1.5	190	170
CKL0514-2.2mH/K	2200±10%	35	0.252	20.0	1.0	140	140
CKL0514-3.3mH/K	3300±10%	35	0.252	27.0	0.8	130	120
CKL0514-4.7mH/K	4700±10%	30	0.252	30.0	0.7	120	100
CKL0514-5.6mH/K	5600±10%	15	0.252	30.0	0.5	100	90
CKL0514-6.8mH/K	6800±10%	15	0.252	30.0	0.4	90	80
CKL0514-8.2mH/K	8200±10%	15	0.252	37.5	0.4	80	70
CKL0514-10mH/K	10000±10%	15	79.6kHz	42.0	0.4	70	60

PACKAGING 包装方式

1.Bulk 散装(B)

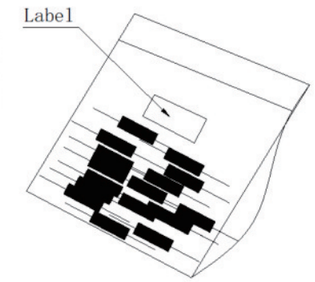

Dimension of Bag:160mm*170mm

Type	Quantity per Bag
CKL0204	1,000 Pcs
CKL0307	1,000 Pcs
CKL0410	1,000 Pcs
CKL0412	1,000 Pcs
CKL0510	500 Pcs
CKL0512	500 Pcs
CKL0514	500 Pcs

2.Specification of Tape 编带尺寸

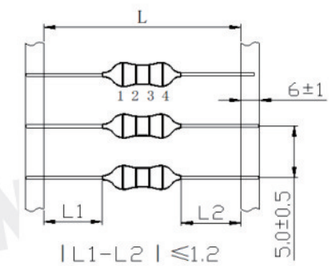

Item	Dimension(mm)
L	52.4±1.5

3.Ammunition Pack（Package Defaults） 直脚编带盒装（产品默认包装方式）(T)

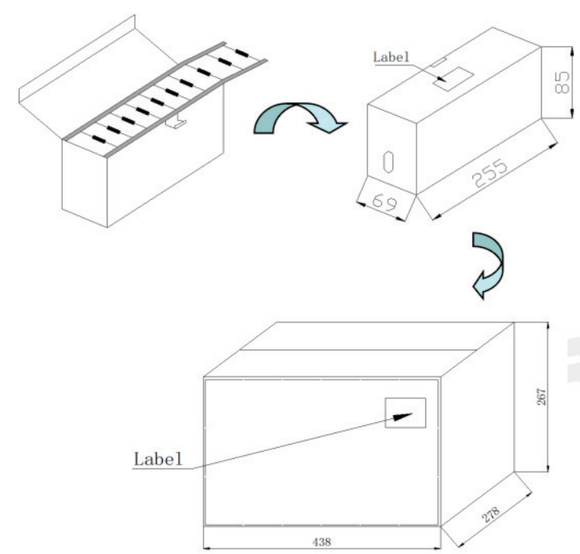

Type	Quantity per Bag		Remark
	Box	Carton	
CKL0204	3,000	54,000	
CKL0307	3,000	54,000	
CKL0307*	2,500	45,000	A:Ø3.2
CKL0410	1,500	27,000	
CKL0412	1,000	18,000	
CKL0510	1,000	18,000	
CKL0512	1,000	18,000	
CKL0514	1,000	18,000	

4. Taping and Reel Pack 卷式包装(TR)

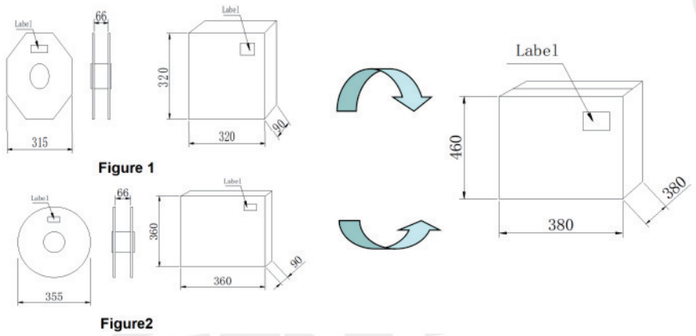

Type	Quantity per Bag		Figure
	Box	Carton	
CKL0204	5,000	25,000	1
CKL0307	5,000	25,000	1
CKL0410	5,000	25,000	2
CKL0412	4,000	20,000	2
CKL0510	3,000	15,000	2
CKL0512	3,000	15,000	2
CKL0514	3,000	15,000	2

5. Forming and Taping Pack 成型编带包装

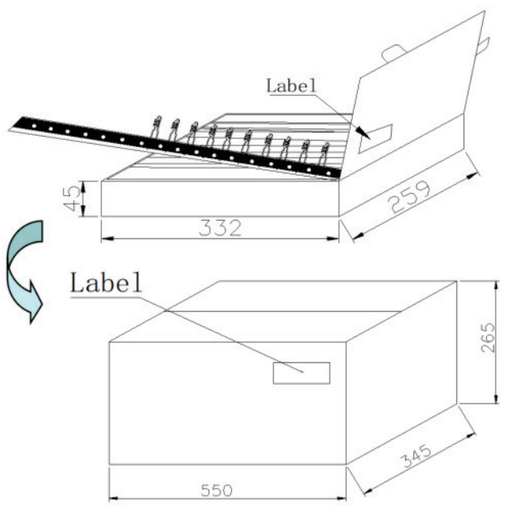

Type	Quantity per Bag	
	Box	Carton
CKL0204	3,000	30,000
CKL0307	3,000	30,000
CKL0410	3,000	30,000
CKL0412	2,500	25,000
CKL0510	2,500	25,000

磁棒电感 CKOR 系列

BAR CORE INDUCTOR CKOR Series

● FEATURES 特性

1.Use ferrite cores 使用铁氧体磁芯
2. High saturation current 高饱和电流

● APPLICATIONS 用途

1. Power supplies 电源供应
2. Noise filters for switohing regulators 噪声开关电源滤波器
3. Other filters 其他滤波

● Part NumberING SYSTEM 品名系统

CKOR □ □ □

- TOLERANCE公差 J:±5%,K:±10%,L:±15%, M:±20%,P:±25%,N:±30%
- INDUCTANCE电感量
- SIZE CODE尺寸
- SERIES NAME品名

● SHAPES AND DIMENSIONS 外形尺寸 (Unit:mm)

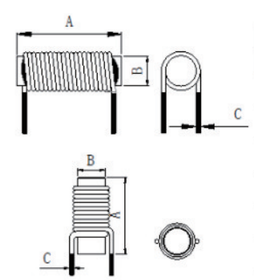

DIMENSIONS(mm)		
A	B	C
10+1.0	2.0±0.3	0.4 ~ 1.0
10+1.0	3.0±0.5	0.4 ~ 2.0
20+1.0	4.0±0.5	0.4 ~ 2.0
15+1.0	5.0±0.5	0.4 ~ 2.0
25+1.0	5.0±0.5	0.4 ~ 2.0
20+1.0	6.0±0.5	0.4 ~ 2.0
25+1.0	8.0±0.5	0.4 ~ 2.3

PART NUMBER 品名	INDUCTANCE 电感值(uH)	IDC 定格电流(A) ref.	SRF 自谐频率(A) typ.
CKOR0210	0.5-5.0	2	120KHz ~ 25MHz
CKOR0310	0.5-10.0	3	120KHz ~ 25MHz
CKOR0420	0.5-40.0	8	120KHz ~ 25MHz
CKOR0515	0.5-50.0	10	120KHz ~ 25MHz
CKOR0525	1.0-50.0	10	120KHz ~ 25MHz
CKOR0620	5.0-60.0	10	120KHz ~ 25MHz
CKOR0825	10.0-80.0	10	120KHz ~ 25MHz

高频绕线铁氧体电感 CKCW 系列

WIRE WOUND CHIP FERRITE INDUCTOR CKCW Series



铁氧体（Ferrite）

● FEATURES 特性

1. High Q value and high self-resonant frequency with Ferrite material.
高Q值高SRF的铁氧体材料。
2. Small chip suitable for surface mounting.
小尺寸，表面贴装。
3. Tight inductance tolerance and high reliability.
高精度，高可靠性。

● APPLICATIONS 用途

1. Mobile phone TD-LTE/5G communication.
移动电话，TD-LTE , 5G通讯。
2. High frequency circuit in communication equipments.
高频线路的通讯设备。
3. Bluetooth , W-LAN , Broadband network.
蓝牙，无线宽带网络。

● Part NumberING SYSTEM 品名系统

CKCW	0603	-	1.8μH	K
(1)	(2)		(3)	(4)

(1) Type 型号 (2) External Dimensions 外形尺寸 (3) Indutance 电感值
(4) Indutance Tolerance 电感值公差（J:±5% K:±10% M:±20%）

● SHAPES AND DIMENSIONS 外形尺寸 (Unit:mm)

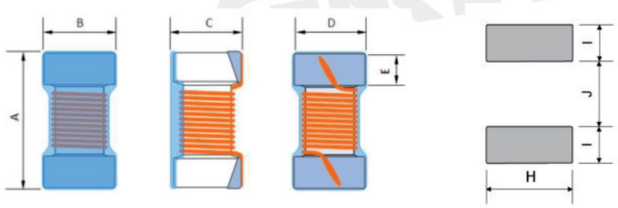

Land Pattern

TYPE(型号)	A	B	C	D	E	H	I	J
CKCW0603	1.8 Max	1.12 Max	1.02 Max	0.76 Typ	0.33 Typ	1.02 ref	0.64 ref	0.64 ref
CKCW0805	2.29 Max	1.73 Max	1.55 Max	1.27 Typ	0.5 Typ	1.78 ref	1.02 ref	0.76 ref

* Electrode Coplanarity:0.1mm Max.

● STRUCTURE AND MATERIAL 结构与材料

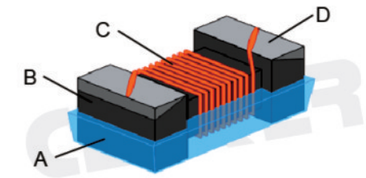

Part	Components (组件)	Material (材料)
A	Coating	Ultraviolet epoxy resin
B	Core	Ferrite
C	Wire	Polyurethane enameled copper wire
D	Electrodes	Ag/Ag-Pd with Ni and Sn plating

● TEMPERATURE RATING 额定温度

1. Operating temperature range (individual chip without packing): -25℃ to +125℃
工作温度范围：-25℃ ~ +125℃
2. Storage temperature range (packaging conditions): -10℃~+40℃ and RH 70% (Max.)
储存温度范围（包装条件）：-10℃~+40℃，相对湿度70%（最大值）

● TEST AND MEASUREMENT PROCEDURES 测试项目与测试条件

1. Inductance **电感值**(L)
Test equipment: Keysight E4991B / Agilent 16197A or equivalent
测试设备： Keysight E4991B / Agilent 16197A仪表或同等仪表
Test signal: -13dBm or 10mA
测试信号：-13dBm或10mA
2. DC Resistance (DCR) 直流电阻
Test equipment: Agilent34420A / Agilent 4338B or equivalent
测试设备：Agilent34420A / Agilent 4338B或同等产品
3. Q Factor Q值(Q)
Test equipment: Keysight E4991B / Agilent 16197A or equivalent
测试设备：Keysight E4991B / Agilent 16197A或同等产品
4. Self-Resonant Frequency 自谐振频率(SRF)
Test equipment: Keysight E4991B / Agilent 16197A / HP 8753E or equivalent
测试设备：Keysight E4991B/Agilent 16197A/HP 8753E或同等产品
Test signal: -20dBm or 50 mV
测试信号：-20dBm或50mV
5. Rated Current 额定电流(Irms)
Irms is direct electric current as chip surface temperature rose just 20 against chip initial surface temperature (Ta)
电感加载直流电，电感表面温度相比于电感初始表面温度升高20度

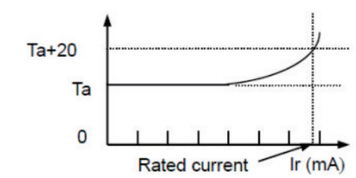

● REFLOW SOLDERING 回流焊

Re-flowing Profile
Preheat condition: 150~200 /60~120sec.
Allowed time above 217C: 60~90sec.
Max temp: 260
Max time at max temp: 10sec
Solder paste: Sn/3.0Ag/0.5Cu
Allowed Reflow time: 2 times max

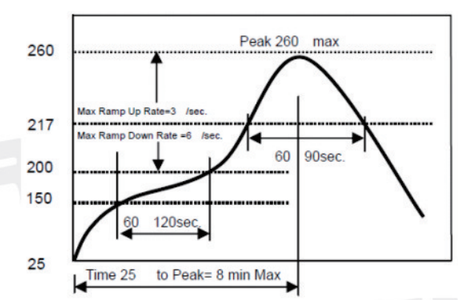

SPECIFICATION TABLE 规格特性表

CKCW0603

Part Number 品名	Inductance 电感值(L)	Tolerance 公差	Quality Factor 品质因数Q	L/Q Test Freq. L/Q测试频率 (MHz)	DC Resistance 最大直流电阻 DCR(Ω)	Rated Current 额定电流 Irms(mA)	Self-resonant Frequency 自谐振频率(MHz)
			Typ		Max.	Max.	Min
CKCW0603-47nH/□	47nH	K,M	17	7.9	0.060	1200	2350
CKCW0603-150nH/□	150nH	J,K,M	12	7.9	0.120	1000	1250
CKCW0603-160nH/□	160nH	J,K,M	12	7.9	0.100	1000	900
CKCW0603-220nH/□	220nH	J,K,M	12	7.9	0.300	700	850
CKCW0603-270nH/□	270nH	J,K,M	12	7.9	0.300	700	780
CKCW0603-330nH/□	330nH	J,K,M	12	7.9	0.320	510	620
CKCW0603-470nH/□	470nH	K,M	12	7.9	0.450	470	670
CKCW0603-560nH/□	560nH	J,K,M	12	7.9	0.460	450	760
CKCW0603-650nH/□	650nH	J,K,M	12	7.9	0.520	430	380
CKCW0603-680nH/□	680nH	J,K,M	12	7.9	0.770	380	520
CKCW0603-1uH/□	1uH	J,K,M	12	7.9	0.940	330	410
CKCW0603-1.5uH/□	1.5uH	J,K,M	12	7.9	1.300	310	340
CKCW0603-1.8uH/□	1.8uH	J,K,M	12	7.9	1.400	300	150
CKCW0603-2.2uH/□	2.2uH	J,K,M	12	7.9	1.500	280	180
CKCW0603-3.3uH/□	3.3uH	J,K,M	12	7.9	1.800	230	150
CKCW0603-4.7uH/□	4.7uH	J,K,M	12	7.9	2.700	200	100
CKCW0603-5.6uH/□	5.6uH	J,K,M	12	7.9	2.600	240	40
CKCW0603-6.8uH/□	6.8uH	J,K,M	12	7.9	3.900	200	40
CKCW0603-8.2uH/□	8.2uH	J,K,M	12	7.9	3.800	190	40
CKCW0603-10uH/□	10uH	J,K,M	10	2.5	4.80	180	30
CKCW0603H-470nH/□	470nH	J,K,M	10	7.9	0.110	1100	670
CKCW0603H-560nH/□	560nH	J,K,M	10	7.9	0.130	1100	360
CKCW0603H-1.0uH/□	1.0uH	J,K,M	12	7.9	0.320	800	190
CKCW0603H-2.2uH/□	2.2uH	J,K,M	12	7.9	0.500	600	50
CKCW0603H-4.7uH/□	4.7uH	J,K,M	12	7.9	0.98	420	51
CKCW0603H-10uH/□	10uH	J,K,M	13	2.5	2.40	300	36

※□: Please specify the inductance tolerance code（J=±5%, K=±10%, M=±20%).

CKCW0805

Part Number 品名	Inductance 电感值(L)	Tolerance 公差	Quality Factor 品质因数Q	L/Q Test Freq. L/Q测试频率 (MHz)	DC Resistance 最大直流电阻 DCR(Ω)	Rated Current 额定电流 Irms(mA)	Self-resonant Frequency 自谐振频率(MHz)
			Typ		Max.	Max.	Min
CKCW0805-220nH/□	220nH	J,K,M	10	7.9	0.15	1100	480
CKCW0805-330nH/□	330nH	J,K,M	10	10	0.15	1100	500
CKCW0805-470nH/□	470nH	J,K,M	12	7.9	0.31	720	500
CKCW0805-560nH/□	560nH	J,K,M	12	7.9	0.40	600	450
CKCW0805-1uH/□	1uH	J,K,M	12	7.9	0.41	800	400
CKCW0805-1.2uH/□	1.2uH	J,K,M	20	7.9	0.83	700	330
CKCW0805-2.2uH/□	2.2uH	J,K,M	12	7.9	0.31	400	170
CKCW0805-3.3uH/□	3.3uH	J,K,M	15	7.9	1.80	300	90
CKCW0805-4.7uH/□	4.7uH	J,K,M	12	7.9	2.05	250	85
CKCW0805-6.8uH/□	6.8uH	J,K,M	12	7.9	2.60	230	55
CKCW0805-10uH/□	10uH	J,K,M	10	2.5	3.20	150	30
CKCW0805H-470nH/□	470nH	J,K,M	12	7.9	0.310	1100	300
CKCW0805H-2.2uH/□	2.2uH	J,K,M	12	7.9	0.310	1040	80
CKCW0805H-3.3uH/□	3.3uH	J,K,M	13	7.9	1.000	500	60
CKCW0805H-4.7uH/□	4.7uH	J,K,M	14	7.9	0.560	520	51
CKCW0805H-10uH/□	10uH	J,K,M	14	2.5	1.17	290	25
CKCW0805H-47uH/□	47uH	J,K,M	10	2.5	4.42	160	14

※□: Please specify the inductance tolerance code（J=±5%, K=±10%, M=±20%).

PACKAGING SPECIFICATION 包装规格

1. Packaging - Cover Tape

The force for tearing off cover tape is 10 to 100 grams in the arrow direction.

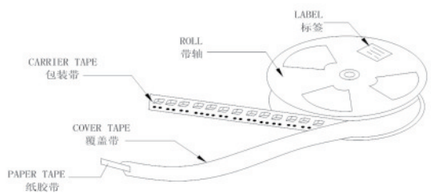

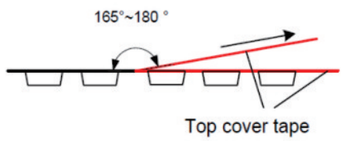

Peel-off speed: 300mm/min.

2. Packaging - Tape & Reel

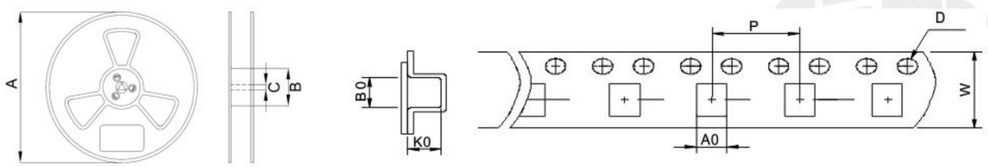

TYPE	Tape Dimension 载带尺寸(mm)						Reel Dimension 卷盘尺寸 (mm)			Quantity (Pcs/Reel) 数量 (个/卷)
	W	A0	B0	K0	D	P	A	B	C	
CKCW0603	8	1.1	1.75	1.1	1.5	4	178	58	13	4Kpcs
CKCW0805	8	1.55	2.45	1.5	1.5	4	178	58	13	2Kpcs

高频绕线陶瓷电感 CKCW-C 系列

WIRE WOUND CHIP CERAMIC INDUCTOR CKCW-C Series

陶瓷（Ceramic）

● FEATURES 特性

1. High Q value and high self-resonant frequency with ceramic material.
高Q值高SRF的陶瓷材料。
2. Small chip suitable for surface mounting.
小尺寸，表面贴装。
3. Tight inductance tolerance and high reliability.
高精度，高可靠性。

● APPLICATIONS 用途

1. Mobile phone TD-LTE/5G communication.
移动电话，TD-LTE , 5G通讯。
2. High frequency circuit in communication equipments.
高频线路的通讯设备。
3. Bluetooth , W-LAN , Broadband network.
蓝牙，无线宽带网络。

● Part NumberING SYSTEM 品名系统

CKCW 0603 - 180μH / K (C)
(1) (2) (3) (4) (5)

(1) Type 型号 (2) External Dimensions 外形尺寸 (3) Indutance 电感值
(4) Indutance Tolerance 电感值公差（B:±0.1nH C:±0.2nH S:±0.3nH G:±2% H:±3% J:±5% K:±10%）
(5) Material code（Ceramic） 材料代号（陶瓷）

● SHAPES AND DIMENSIONS 外形尺寸 (Unit:mm)

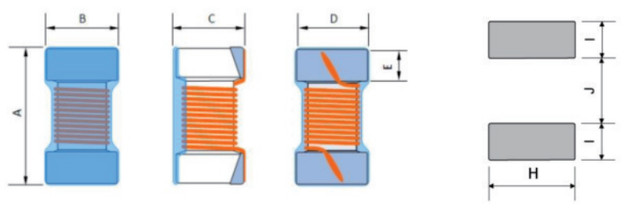

Land Pattern

TYPE(型号)	A	B	C	D	E	H	I	J
CKCW0603 (C)	1.8 Max	1.12 Max	1.02 Max	0.76 Typ	0.33 Typ	1.02 ref	0.64 ref	0.64 ref
CKCW0805 (C)	2.29 Max	1.73 Max	1.55 Max	1.27 Typ	0.5 Typ	1.78 ref	1.02 ref	0.76 ref

* Electrode Coplanarity:0.1mm Max.

● STRUCTURE AND MATERIAL 结构与材料

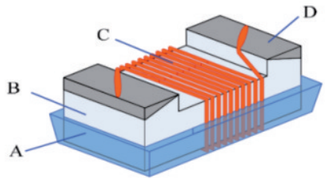

Part	Components (组件)	Material (材料)
A	Coating	Ultraviolet epoxy resin
B	Core	Ceramic
C	Wire	Polyurethane enameled copper wire
D	Electrodes	Ag/Ag-Pd with Ni and Sn plating

● TEMPERATURE RATING 额定温度

1. Operating temperature range (individual chip without packing): -40℃ to +125℃
工作温度范围：-40℃ ~ +125℃
2. Storage temperature range (packaging conditions): -10℃~+40℃ and RH 70% (Max.)
储存温度范围（包装条件）：-10℃~+40℃，相对湿度70%（最大值）

● TEST AND MEASUREMENT PROCEDURES 测试项目与测试条件

1. Inductance 电感值(L)
Test equipment: Keysight E4991B / Agilent 16197A or equivalent
测试设备： Keysight E4991B / Agilent 16197A仪表或同等仪表
Test signal: -13dBm or 10mA
测试信号：-13dBm或10mA
2. DC Resistance (DCR) 直流电阻
Test equipment: Agilent34420A / Agilent 4338B or equivalent
测试设备：Agilent34420A / Agilent 4338B或同等产品
3. Q Factor Q值(Q)
Test equipment: Keysight E4991B / Agilent 16197A or equivalent
测试设备：Keysight E4991B / Agilent 16197A或同等产品
4. Self-Resonant Frequency 自谐振频率(SRF)
Test equipment: Keysight E4991B / Agilent 16197A / HP 8753E or equivalent
测试设备：Keysight E4991B/Agilent 16197A/HP 8753E或同等产品
Test signal: -20dBm or 50 mV
测试信号：-20dBm或50mV
5. Rated Current 额定电流(Irms)
Irms is direct electric current as chip surface temperature rose just 20 against chip initial surface temperature (Ta)
电感加载直流电，电感表面温度相比于电感初始表面温度升高20度

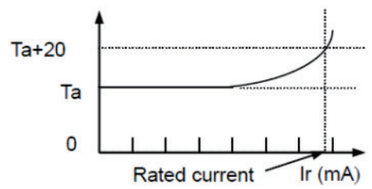

● REFLOW SOLDERING 回流焊

Re-flowing Profile
Preheat condition: 150~200 /60~120sec.
Allowed time above 217C: 60~90sec.
Max temp: 260
Max time at max temp: 10sec
Solder paste: Sn/3.0Ag/0.5Cu
Allowed Reflow time: 2 times max

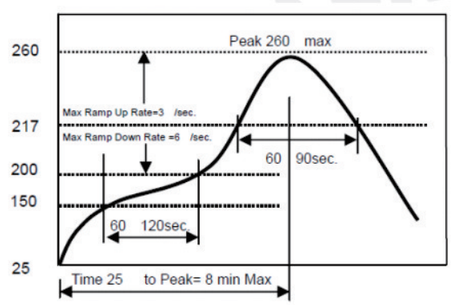

SPECIFICATION TABLE 规格特性表

CKCW0603 (C) Series

Part Number 品名	Inductance 电感值(L)	Tolerance 公差	Quality Factor 品质因数Q	L/Q Test Freq. L/Q测试频率 (MHz)	DC Resistance 直流电阻 (Ω)	Rated Current 额定电流 Irms(mA)	Self-resonant Frequency 自谐振频率(Mhz)
			Typ		Max.	Max.	Min
CKCW0603-2.0nH/□©	2.0nH	C,S,D,J,K	13	250	0.060	700	6000
CKCW0603-3.3nH/□(C)	3.3nH	C,S,D,J,K	25	250	0.059	850	6000
CKCW0603-3.9nH/□(C)	3.9nH	C,S,D,J,K	25	250	0.059	850	6000
CKCW0603-4.7nH/□(C)	4.7nH	C,S,D,J,K	25	250	0.065	800	6000
CKCW0603-5.6nH/□(C)	5.6nH	C,S,D,J,K	21	100/250	0.082	750	6000
CKCW0603-6.8nH/□(C)	6.8nH	H,J,K	27	250	0.110	700	5800
CKCW0603-10nH/□(C)	10nH	H,J,K	30	250	0.130	600	6000
CKCW0603-15nH/□(C)	15nH	H,J,K	37	250	0.150	550	6000
CKCW0603-18nH/□(C)	18nH	H,J,K	37	250	0.150	550	5500
CKCW0603-22nH/□(C)	22nH	H,J,K	38	250	0.190	490	3000
CKCW0603-25nH/□(C)	25nH	H,J,K	40	250	0.190	490	3000
CKCW0603-27nH/□(C)	27nH	H,J,K	38	250	0.190	490	3700
CKCW0603-33nH/□(C)	33nH	H,J,K	40	250	0.210	470	3200
CKCW0603-36nH/□(C)	36nH	H,J,K	40	250	0.220	460	2900
CKCW0603-39nH/□(C)	39nH	H,J,K	40	250	0.220	460	2800
CKCW0603-47nH/□(C)	47nH	H,J,K	38	200	0.270	400	2600
CKCW0603-56nH/□(C)	56nH	H,J,K	38	200	0.350	360	2400
CKCW0603-68nH/□(C)	68nH	H,J,K	36	200	0.380	350	2200
CKCW0603-120nH/□(C)	120nH	H,J,K	32	150	0.750	240	1600
CKCW0603-150nH/□(C)	150nH	H,J,K	32	150	0.920	280	1400
CKCW0603-180nH/□(C)	180nH	H,J,K	25	100	1.380	180	1300
CKCW0603-220nH/□(C)	220nH	H,J,K	25	100	2.100	140	1200

※□(C): Please specify the inductance tolerance code
(B=±0.1nH, C=±0.2nH, S=±0.3nH, D=±0.5nH, G=±2%, H=±3%, J=±5%, K=±10%).

CKCW0805 (C) Series

Part Number 品名	Inductance 电感值(L)	Tolerance 公差	Quality Factor 品质因数Q	L/Q Test Freq. L/Q测试频率 (MHz)	DC Resistance 直流电阻 (Ω)	Rated Current 额定电流 Irms(mA)	Self-resonant Frequency 自谐振频率(Mhz)
			Typ		Max.	Max.	Min
CKCW0805-3.3nH/□©	3.3nH	J,K	25	250/1500	0.20	600	6000
CKCW0805-6.8nH/□(C)	6.8nH	J,K	40	250/1000	0.11	600	5000
CKCW0805-12nH/□(C)	12nH	J,K	50	250/500	0.15	600	4000
CKCW0805-22nH/□(C)	22nH	G,J,K	55	250/500	0.22	500	2000
CKCW0805-27nH/□(C)	27nH	G,J,K	55	250/500	0.25	500	2500
CKCW0805-33nH/□(C)	33nH	G,J,K	60	250/500	0.27	500	2000
CKCW0805-36nH/□(C)	36nH	G,J,K	60	250/500	0.28	500	2000
CKCW0805-47nH/□(C)	47nH	G,J,K	50	200/500	0.31	500	1600
CKCW0805-68nH/□(C)	68nH	G,J,K	55	200/500	0.38	500	1450
CKCW0805-100nH/□(C)	100nH	G,J,K	50	150/500	0.46	500	1200
CKCW0805-150nH/□(C)	150nH	G,J,K	50	100/250	0.56	400	920
CKCW0805-160nH/□(C)	160nH	G,J,K	50	100/250	0.60	400	920
CKCW0805-180nH/□(C)	180nH	G,J,K	50	100/250	0.64	400	870
CKCW0805-220nH/□(C)	220nH	G,J,K	45	100/100	1.10	400	850
CKCW0805-270nH/□(C)	270nH	G,J,K	48	100/250	1.00	350	730

※□(C): Please specify the inductance tolerance code
(B=±0.1nH, C=±0.2nH, S=±0.3nH, D=±0.5nH, G=±2%, H=±3%, J=±5%, K=±10%).

PACKAGING SPECIFICATION 包装规格

1. Packaging - Cover Tape

The force for tearing off cover tape is 10 to 100 grams in the arrow direction.

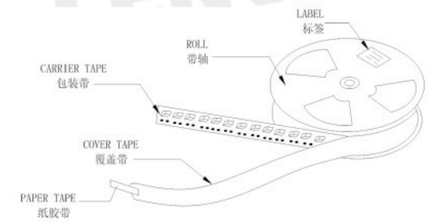

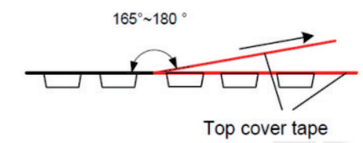

Peel-off speed: 300mm/min.

2. Packaging - Tape & Reel

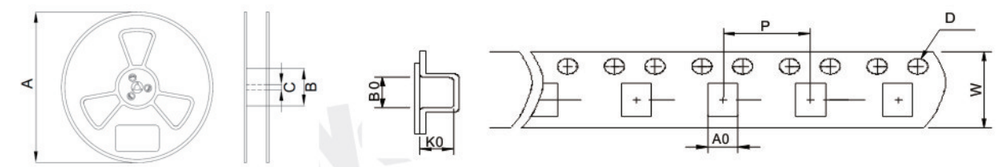

TYPE	Tape Dimension 载带尺寸(mm)						Reel Dimension 卷盘尺寸 (mm)			Quantity (Pcs/Reel) 数量 (个/卷)
	W	A0	B0	K0	D	P	A	B	C	
CKCW0603 (C)	8	1.1	1.75	1.1	1.5	4	178	58	13	4Kpcs
CKCW0805 (C)	8	1.55	2.45	1.5	1.5	4	178	58	13	2Kpcs

叠层铁氧体电感 CKFI 系列

MULTILAYER FERRITE CHIP INDUCTORS CKFI SERIES

● FEATURES 特性

1. Monolithic structure for high reliability compact size inductor possible.
采用单片结构，可靠性高，电感尺寸小。
2. No cross coupling due to magnetic shield.
电磁屏蔽，无交叉耦合。
3. Perfect shape for mounting with no directionality.
无方向性安装的完美形状。
4. Excellent solderability and high heat resistance for either wave flow or reflow soldering.
可焊性好，耐热性高，适用于波峰焊或回流焊。

● APPLICATIONS 用途

Prevention of electromagnetic interference to signals on the secondary side of electronic equiepmet.
防止对电子装备二次侧信号的电磁干扰。

● SHAPES AND DIMENSIONS 外形尺寸 (Unit:mm)

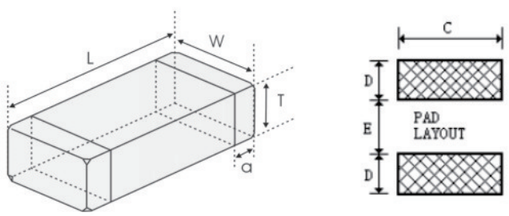

TYPE(型号)	L	W	T	a	C	D	E
0402	1.0±0.15	0.5±0.15	0.5±0.15	0.25±0.1	0.6	0.5	0.4
0603	1.6±0.20	0.8±0.20	0.8±0.20	0.3±0.2	1.0	0.6	0.8
0805	2.0±0.20	1.2±0.20	0.9±0.20	0.5±0.3	1.4	0.8	1.0
1206	3.2±0.20	1.6±0.20	0.9±0.20	0.5±0.3	1.8	0.8	2.0

● Part NumberING SYSTEM 品名系统

CKFI 0402 - 680nH / K

- K — TOLERANCE
- 680nH — INDUCTANCE
- 0402 — SIZE CODE
- CKFI — SERIES NAME

● Remarks 备注

(1) Operating Temperature Ranges: -40 ~ 85℃.
工作温度范围:-40~85℃。
(2) Rated Current: DC current at which the inductance drops approximate 10% from its value without current.
额定电流:在该直流电流下，电感从其无电流值下降约10%;

SPECIFICATION TABLE 规格特性表

CKFI0402 Series

Part Number 型号	Inductance 电感值(μH)	Test Frequency 测试频率(MHz)	Q Min	DCR 直流电阻(Ω) Max.	SRF 自谐振频率(MHz) Min.	Rated Current 额定电流(mA) Max.
CKFI0402-47nH/K	0.047±10%	50	10	0.45	220	25
CKFI0402-56nH/K	0.056±10%	50	10	0.45	210	25
CKFI0402-68nH/K	0.068±10%	50	10	0.45	210	25
CKFI0402-82nH/K	0.082±10%	50	10	0.45	200	25
CKFI0402-0.10uH/K	0.10±10%	25	15	0.70	200	25
CKFI0402-0.12uH/K	0.12±10%	25	15	0.70	165	25
CKFI0402-0.15uH/K	0.15±10%	25	15	0.80	140	25
CKFI0402-0.18uH/K	0.18±10%	25	15	0.80	120	25
CKFI0402-0.22uH/K	0.22±10%	25	15	1.00	110	25
CKFI0402-0.27uH/K	0.27±10%	25	15	1.20	95	25
CKFI0402-0.33uH/K	0.33±10%	25	15	1.20	85	25
CKFI0402-0.39uH/K	0.39±10%	25	15	1.30	70	20
CKFI0402-0.47uH/K	0.47±10%	25	15	1.50	68	20
CKFI0402-0.56uH/K	0.56±10%	25	15	2.00	55	20
CKFI0402-0.68uH/K	0.68±10%	25	15	2.30	50	20
CKFI0402-0.82uH/K	0.82±10%	25	15	3.00	45	18
CKFI0402-1.0uH/K	1.0±10%	10	20	0.90	40	25

CKFI0603 Series

Part Number 型号	Inductance 电感值(μH)	Test Frequency 测试频率(MHz)	Q Min	DCR 直流电阻(Ω) Max.	SRF 自谐振频率(MHz) Min.	Rated Current 额定电流(mA) Max.
CKFI0603-47nH/K	0.047±10%	50	15	0.20	260	50
CKFI0603-56nH/K	0.056±10%	50	15	0.20	260	50
CKFI0603-68nH/K	0.068±10%	50	15	0.20	250	50
CKFI0603-82nH/K	0.082±10%	50	15	0.20	245	50
CKFI0603-100nH/K	0.10±10%	25	20	0.25	240	50
CKFI0603-120nH/K	0.12±10%	25	20	0.30	205	50
CKFI0603-150nH/K	0.15±10%	25	20	0.30	180	50
CKFI0603-180nH/K	0.18±10%	25	20	0.30	165	50
CKFI0603-220nH/K	0.22±10%	25	20	0.40	150	50
CKFI0603-270nH/K	0.27±10%	25	20	0.45	136	50
CKFI0603-330nH/K	0.33±10%	25	20	0.50	125	50
CKFI0603-390nH/K	0.39±10%	25	20	0.60	110	50
CKFI0603-470nH/K	0.47±10%	25	20	0.70	105	50
CKFI0603-560nH/K	0.56±10%	25	20	0.70	95	50
CKFI0603-680nH/K	0.68±10%	25	20	0.90	90	50
CKFI0603-820nH/K	0.82±10%	25	20	1.00	85	50
CKFI0603-1.0uH/K	1.0±10%	10	25	0.50	75	25
CKFI0603-1.2uH/K	1.2±10%	10	25	0.55	65	25
CKFI0603-1.5uH/K	1.5±10%	10	25	0.70	60	25
CKFI0603-1.8uH/K	1.8±10%	10	25	0.75	55	25
CKFI0603-2.2uH/K	2.2±10%	10	25	0.80	50	25
CKFI0603-2.7uH/K	2.7±10%	10	25	0.90	45	15
CKFI0603-3.3uH/K	3.3±10%	10	25	1.00	40	15
CKFI0603-3.9uH/K	3.9±10%	10	25	1.30	35	15
CKFI0603-4.7uH/K	4.7±10%	10	25	1.50	33	15
CKFI0603-5.6uH/K	5.6±10%	4	12	1.55	22	5
CKFI0603-6.8uH/K	6.8±20%	4	12	1.55	20	5
CKFI0603-8.2uH/K	8.2±20%	4	12	1.65	18	5
CKFI0603-10uH/K	10±20%	2	20	1.75	17	3
CKFI0603-12uH/K	12±20%	2	20	1.85	15	3

CKFI0805 Series

Part Number 型号	Inductance 电感值(μH)	Test Frequency 测试频率(MHz)	Q Min	DCR 直流电阻(Ω) Max.	SRF 自谐振频率(MHz) Min.	Rated Current 额定电流(mA) Max.
CKFI0805-47nH/K	0.047±10%	50	25	0.15	320	300
CKFI0805-56nH/K	0.056±10%	50	25	0.15	320	300
CKFI0805-68nH/K	0.068±10%	50	25	0.20	280	300
CKFI0805-82nH/K	0.082±10%	50	25	0.20	280	300
CKFI0805-100nH/K	0.10±10%	25	20	0.20	235	250
CKFI0805-120nH/K	0.12±10%	25	20	0.25	220	250
CKFI0805-150nH/K	0.15±10%	25	20	0.25	200	250
CKFI0805-180nH/K	0.18±10%	25	20	0.30	185	250
CKFI0805-220nH/K	0.22±10%	25	20	0.30	170	250
CKFI0805-270nH/K	0.27±10%	25	20	0.40	150	250
CKFI0805-330nH/K	0.33±10%	25	20	0.40	145	250
CKFI0805-390nH/K	0.39±10%	25	25	0.50	135	200
CKFI0805-470nH/K	0.47±10%	25	25	0.50	125	200
CKFI0805-560nH/K	0.56±10%	25	25	0.60	115	150
CKFI0805-680nH/K	0.68±10%	25	25	0.65	105	150
CKFI0805-820nH/K	0.82±10%	25	25	0.70	100	150
CKFI0805-1.0uH/K	1.0±10%	10	35	0.40	75	50
CKFI0805-1.2uH/K	1.2±10%	10	35	0.40	65	50
CKFI0805-1.5uH/K	1.5±10%	10	35	0.40	60	50
CKFI0805-1.8uH/K	1.8±10%	10	35	0.40	55	50
CKFI0805-2.2uH/K	2.2±10%	10	35	0.60	50	50
CKFI0805-2.7uH/K	2.7±10%	10	35	0.60	45	50
CKFI0805-3.3uH/K	3.3±10%	10	35	0.60	41	50
CKFI0805-3.9uH/K	3.9±10%	10	35	0.80	38	50
CKFI0805-4.7uH/K	4.7±10%	10	35	0.90	35	30
CKFI0805-5.6uH/K	5.6±10%	4	30	1.00	32	15
CKFI0805-6.8uH/K	6.8±10%	4	30	1.05	29	15
CKFI0805-8.2uH/K	8.2±10%	4	30	1.05	26	15
CKFI0805-10uH/K	10±10%	2	30	1.15	24	15
CKFI0805-12uH/K	12±10%	2	30	1.15	22	15
CKFI0805-15uH/K	15±10%	1	25	1.15	19	5
CKFI0805-18uH/K	18±10%	1	25	1.20	18	5
CKFI0805-22uH/K	22±10%	1	25	1.20	16	5
CKFI0805-27uH/K	27±10%	1	25	1.50	16	5

CKFI1206 Series

Part Number 型号	Inductance 电感值(μH)	Test Frequency 测试频率(MHz)	Q Min	DCR 直流电阻(Ω) Max.	SRF 自谐振频率(MHz) Min.	Rated Current 额定电流(mA) Max.
CKFI1206-47nH/K	0.047±10%	50	30	0.15	320	300
CKFI1206-56nH/K	0.056±10%	50	30	0.20	320	300
CKFI1206-68nH/K	0.068±10%	50	30	0.25	280	300
CKFI1206-82nH/K	0.082±10%	50	30	0.25	280	300
CKFI1206-100nH/K	0.10±10%	25	25	0.25	235	250
CKFI1206-120nH/K	0.12±10%	25	25	0.25	220	250
CKFI1206-150nH/K	0.15±10%	25	25	0.25	200	250
CKFI1206-180nH/K	0.18±10%	25	25	0.30	185	250
CKFI1206-220nH/K	0.22±10%	25	25	0.30	170	250
CKFI1206-270nH/K	0.27±10%	25	25	0.30	150	250
CKFI1206-330nH/K	0.33±10%	25	25	0.30	145	250
CKFI1206-390nH/K	0.39±10%	25	30	0.50	135	200
CKFI1206-470nH/K	0.47±10%	25	30	0.50	125	200
CKFI1206-560nH/K	0.56±10%	25	30	0.50	115	150
CKFI1206-680nH/K	0.68±10%	25	30	0.50	105	150
CKFI1206-820nH/K	0.82±10%	25	30	0.60	100	150
CKFI1206-1.0uH/K	1.0±10%	10	35	0.30	75	100
CKFI1206-1.2uH/K	1.2±10%	10	35	0.40	65	100
CKFI1206-1.5uH/K	1.5±10%	10	35	0.40	60	50
CKFI1206-1.8uH/K	1.8±10%	10	35	0.40	55	50
CKFI1206-2.2uH/K	2.2±10%	10	35	0.50	50	50
CKFI1206-2.7uH/K	2.7±10%	10	35	0.50	45	50
CKFI1206-3.3uH/K	3.3±10%	10	35	0.50	41	50
CKFI1206-3.9uH/K	3.9±10%	10	35	0.60	38	50
CKFI1206-4.7uH/K	4.7±10%	10	35	0.65	35	25
CKFI1206-5.6uH/K	5.6±10%	4	35	0.80	32	25
CKFI1206-6.8uH/K	6.8±10%	4	35	0.80	29	25
CKFI1206-8.2uH/K	8.2±10%	4	35	0.80	26	25
CKFI1206-10uH/K	10±10%	2	35	0.80	24	25
CKFI1206-12uH/K	12±10%	2	35	0.90	22	15
CKFI1206-15uH/K	15±10%	1	30	1.00	19	5
CKFI1206-18uH/K	18±10%	1	30	1.00	18	5
CKFI1206-22uH/K	22±10%	1	30	1.20	16	5
CKFI1206-27uH/K	27±10%	1	30	1.20	14	5
CKFI1206-33uH/K	33±10%	1	30	1.30	13	5
CKFI1206-39uH/K	39±10%	1	30	1.30	13	5
CKFI1206-47uH/K	47±10%	1	30	1.60	12	5
CKFI1206-56uH/M	56±20%	1	30	1.80	12	5
CKFI1206-68uH/M	68±20%	1	30	2.00	11	5
CKFI1206-82uH/M	82±20%	1	30	2.40	11	5
CKFI1206-100uH/M	100±20%	1	30	3.00	8	5

CHARACTERISTICS CURVE 特性曲线

CKFI0402

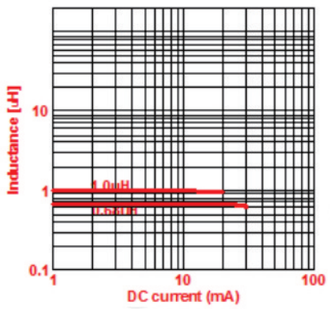

CKFI0603

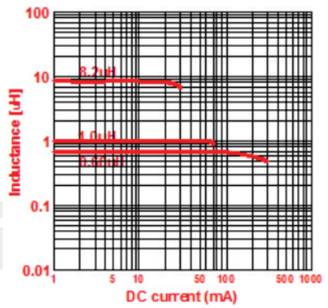

CKFI0805

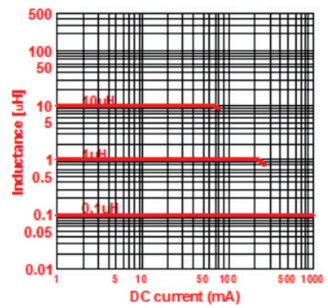

CKFI1206

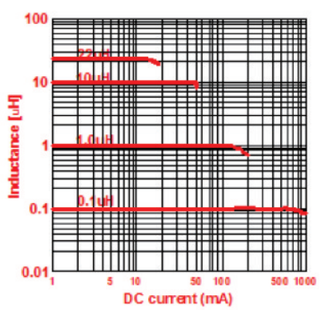

CKFI0603

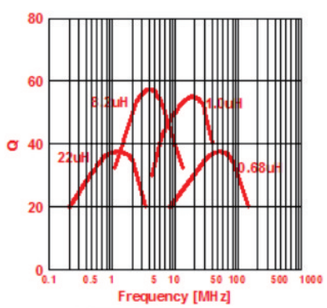

CKFI0805

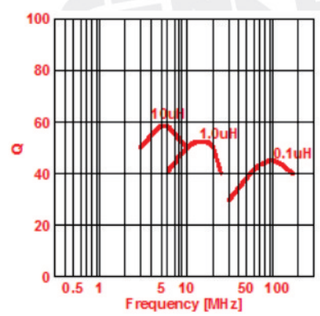

CKFI1206

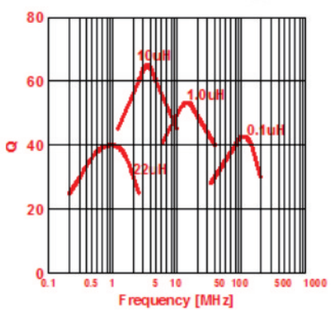

PACKAGING SPECIFICATION 包装规格

1. Packaging -Cover Tape

1. Packaging -Cover Tape
The force for tearing off cover tape is 10 to 100 grams in the arrow direction.

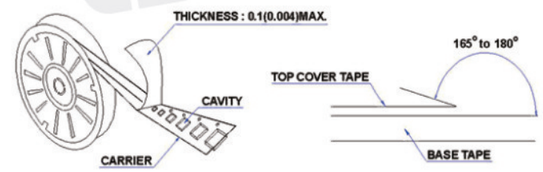

2. Tape Dimensions(Unit:mm)

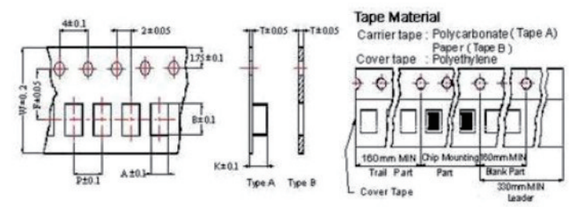

TYPE	A	B	T	W	P	F	K	Tape Type
0402	0.62	1.12	0.60	8	2	3.5	/	B
0603	1.05	1.85	0.95	8	4	3.5	/	B
0805	1.50	2.30	0.97	8	4	3.5	/	B
1206	1.88	3.50	0.97	8	4	3.5	/	B

3. Reel Dimensions (Unit:mm)

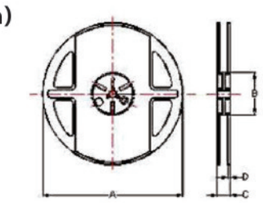

A	B	C	D
178	60	12	1.5

4. Packaging Quantity

Type	Pcs/Reel
0402	10,000
0603	4,000
0805	4,000
1206	4,000

叠层陶瓷电感 CKCI 系列

Multilayer Ceramic Chip Inductors CKCI Series

● FEATURES 特性

1. Monolithic structure for high reliability.
整体结构，可靠性高。
2. High self-resonant frequency.
高自谐振频率。
3. Excellent solderability and high heat resistance for either wave flow or reflow soldering.
可焊性好，耐热性高，适用于波峰焊或回流焊。

● APPLICATIONS 用途

For high frequency applications including cellular phone, pager, computer, digital wireless phone.
用于手机、寻呼机、计算机、数字无线电话等高频应用。

● SHAPES AND DIMENSIONS 外形尺寸 (Unit:mm)

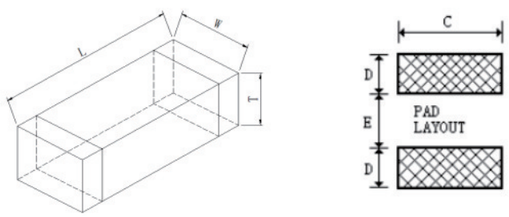

TYPE(型号)	L	W	T	a	C	D	E
0402	1.0±0.15	0.5±0.15	0.5±0.15	0.25±0.1	0.6	0.5	0.4
0603	1.6±0.20	0.8±0.20	0.8±0.20	0.3±0.2	1.0	0.6	0.8
0805	2.0±0.20	1.2±0.20	0.9±0.20	0.5±0.3	1.4	0.8	1.0

● Part NumberING SYSTEM 品名系统

CKFI 0402 - 33nH / J

- J — TOLERANCE
- 33nH — INDUCTANCE
- 0402 — SIZE CODE
- CKFI — SERIES NAME

● Remarks 备注

(1) Operating Temperature Ranges: -40 ~ 85℃.
工作温度范围:-40~85℃。
(2) Rated Current: DC current that causes the temperature rise (△T ≤40℃) from 25℃ ambient.
额定电流：使电感温度升高(△T≤40℃）的直流电流，环境温度25℃。

SPECIFICATION TABLE 规格特性表

CKCI0402 Series

Part Number 型号	Inductance 电感值(μH)	Test Frequency 测试频率(MHz)	Q Min	DCR 直流电阻(Ω) Max.	SRF 自谐振频率(MHz) Min.	Rated Current 额定电流(mA) Max.
CKCI0402-1.0nH/S	1.0±0.3	100	8	0.10	10000	400
CKCI0402-1.1nH/S	1.1±0.3	100	8	0.10	10000	400
CKCI0402-1.2nH/S	1.2±0.3	100	8	0.10	10000	400
CKCI0402-1.3nH/S	1.3±0.3	100	8	0.10	10000	400
CKCI0402-1.5nH/S	1.5±0.3	100	8	0.10	6000	300
CKCI0402-1.8nH/S	1.8±0.3	100	8	0.10	6000	300
CKCI0402-2.0nH/S	2.0±0.3	100	8	0.20	6000	300
CKCI0402-2.2nH/S	2.2±0.3	100	8	0.20	6000	300
CKCI0402-2.4nH/S	2.4±0.3	100	8	0.20	6000	300
CKCI0402-2.7nH/S	2.7±0.3	100	8	0.20	6000	300
CKCI0402-3.0nH/S	3.0±0.3	100	8	0.20	6000	300
CKCI0402-3.3nH/S	3.3±0.3	100	8	0.20	6000	300
CKCI0402-3.6nH/S	3.6±0.3	100	8	0.20	4000	300
CKCI0402-3.9nH/S	3.9±0.3	100	8	0.20	4000	300
CKCI0402-4.3nH/S	4.3±0.3	100	8	0.20	4000	300
CKCI0402-4.7nH/S	4.7±0.3	100	8	0.20	4000	300
CKCI0402-5.1nH/S	5.1±0.3	100	8	0.30	4000	300
CKCI0402-5.6nH/S	5.6±0.3	100	8	0.30	4000	300
CKCI0402-6.8nH/J	6.8±5%	100	8	0.30	3900	300
CKCI0402-7.5nH/J	7.5±5%	100	8	0.40	3700	300
CKCI0402-8.2nH/J	8.2±5%	100	8	0.40	3600	300
CKCI0402-9.1nH/J	9.1±5%	100	8	0.40	3400	300
CKCI0402-10nH/J	10±5%	100	8	0.40	3200	300
CKCI0402-12nH/J	12±5%	100	8	0.50	2700	300
CKCI0402-15nH/J	15±5%	100	8	0.50	2300	300
CKCI0402-18nH/J	18±5%	100	8	0.60	2100	300
CKCI0402-20nH/J	20±5%	100	8	0.60	2000	300
CKCI0402-22nH/J	22±5%	100	8	0.60	1900	300
CKCI0402-27nH/J	27±5%	100	8	0.70	1600	300
CKCI0402-33nH/J	33±5%	100	8	0.80	1300	200
CKCI0402-39nH/J	39±5%	100	8	1.00	1200	200
CKCI0402-47nH/J	47±5%	100	8	1.10	1100	200
CKCI0402-56nH/J	56±5%	100	8	1.20	750	200
CKCI0402-68nH/J	68±5%	100	8	1.40	750	180
CKCI0402-82nH/J	82±5%	100	8	2.40	750	150
CKCI0402-100nH/J	100±5%	100	8	2.60	700	150
CKCI0402-120nH/J	120±5%	100	8	2.80	600	150

CKCI0603 Series

Part Number 型号	Inductance 电感值(μH)	Test Frequency 测试频率(MHz)	Q Min	DCR 直流电阻(Ω) Max.	SRF 自谐振频率(MHz) Min.	Rated Current 额定电流(mA) Max.
CKCI0603-1.5nH/S	1.5±0.3	100	8	0.10	10000	400
CKCI0603-1.8nH/S	1.8±0.3	100	8	0.12	9800	400
CKCI0603-2.2nH/S	2.2±0.3	100	8	0.20	7600	400
CKCI0603-2.7nH/S	2.7±0.3	100	8	0.20	7000	400
CKCI0603-3.3nH/S	3.3±0.3	100	8	0.20	6200	400
CKCI0603-3.9nH/S	3.9±0.3	100	8	0.25	5600	400
CKCI0603-4.7nH/S	4.7±0.3	100	8	0.30	4800	400
CKCI0603-5.6nH/S	5.6±0.3	100	8	0.30	4600	400
CKCI0603-6.8nH/J	6.8±5%	100	8	0.35	4200	400
CKCI0603-8.2nH/J	8.2±5%	100	8	0.35	3600	400
CKCI0603-10nH/J	10±5%	100	8	0.40	3200	300
CKCI0603-12nH/J	12±5%	100	8	0.40	2800	300
CKCI0603-15nH/J	15±5%	100	8	0.45	2600	300
CKCI0603-18nH/J	18±5%	100	8	0.60	2400	300
CKCI0603-22nH/J	22±5%	100	8	0.60	2000	300
CKCI0603-27nH/J	27±5%	100	8	0.80	1900	300
CKCI0603-33nH/J	33±5%	100	8	0.80	1600	300
CKCI0603-39nH/J	39±5%	100	8	1.00	1400	300
CKCI0603-47nH/J	47±5%	100	8	1.00	1200	200
CKCI0603-56nH/J	56±5%	100	8	1.00	1000	200
CKCI0603-68nH/J	68±5%	100	8	1.00	900	200
CKCI0603-82nH/J	82±5%	100	8	1.00	800	200
CKCI0603-100nH/J	100±5%	100	8	1.40	700	200
CKCI0603-120nH/J	120±5%	100	8	1.60	600	150

CKCI0805 Series

Part Number 型号	Inductance 电感值(μH)	Test Frequency 测试频率(MHz)	Q Min	DCR 直流电阻(Ω) Max.	SRF 自谐振频率(MHz) Min.	Rated Current 额定电流(mA) Max.
CKCI0805-1.5nH/S	1.5±0.3	100	8	0.10	6000	600
CKCI0805-1.8nH/S	1.8±0.3	100	8	0.10	6000	600
CKCI0805-2.2nH/S	2.2±0.3	100	8	0.10	6000	600
CKCI0805-2.7nH/S	2.7±0.3	100	8	0.10	6000	600
CKCI0805-3.3nH/S	3.3±0.3	100	8	0.13	6000	600
CKCI0805-3.9nH/S	3.9±0.3	100	8	0.15	5400	600
CKCI0805-4.7nH/S	4.7±0.3	100	8	0.20	4500	400
CKCI0805-5.6nH/S	5.6±0.3	100	8	0.23	4000	400
CKCI0805-6.8nH/J	6.8±5%	100	8	0.25	3650	400
CKCI0805-8.2nH/J	8.2±5%	100	8	0.28	3000	400
CKCI0805-10nH/J	10±5%	100	8	0.30	2500	300
CKCI0805-12nH/J	12±5%	100	8	0.35	2450	300
CKCI0805-15nH/J	15±5%	100	8	0.40	2000	300
CKCI0805-18nH/J	18±5%	100	8	0.45	1750	300
CKCI0805-22nH/J	22±5%	100	8	0.50	1700	300
CKCI0805-27nH/J	27±5%	100	8	0.55	1550	300
CKCI0805-33nH/J	33±5%	100	8	0.60	1350	300
CKCI0805-39nH/J	39±5%	100	8	0.70	1300	300
CKCI0805-47nH/J	47±5%	100	8	0.80	1200	300
CKCI0805-56nH/J	56±5%	100	8	0.80	1150	300
CKCI0805-68nH/J	68±5%	100	8	0.85	1000	300
CKCI0805-82nH/J	82±5%	100	8	0.90	850	300
CKCI0805-100nH/J	100±5%	100	8	1.00	600	300
CKCI0805-120nH/J	120±5%	100	8	1.20	500	300
CKCI0805-150nH/K	150±10%	100	8	1.50	500	300

CHARACTERISTICS CURVE 特性曲线

CKCI0402

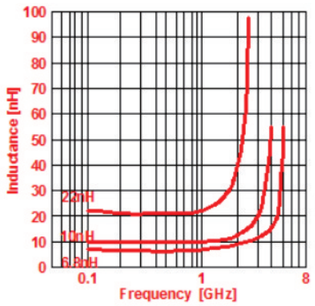

CKCI0603

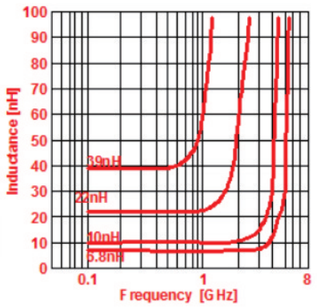

CKCI0805

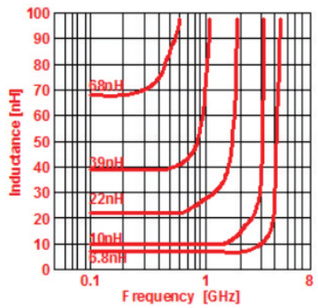

CKCI0402

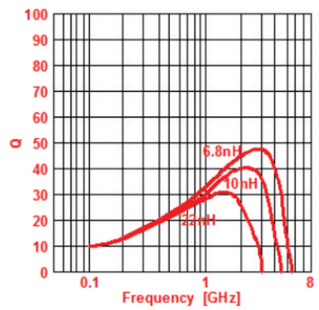

CKCI0603

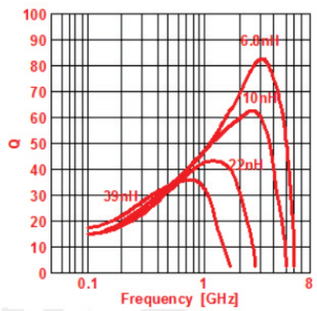

CKCI0805

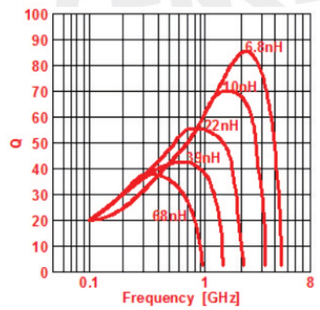

PACKAGING SPECIFICATION 包装规格

1. Packaging -Cover Tape

The force for tearing off cover tape is 10 to 100 grams in the arrow direction.

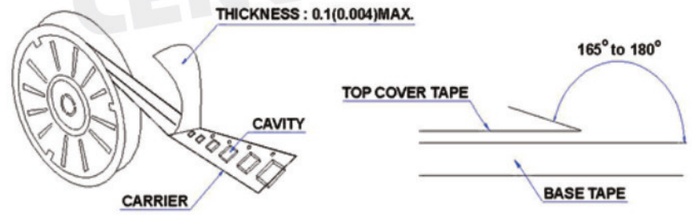

2. Tape Dimensions(Unit:mm)

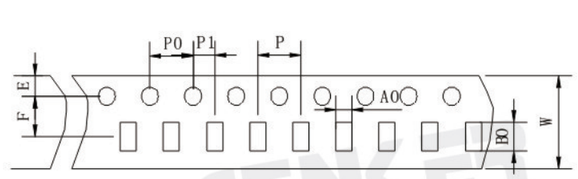

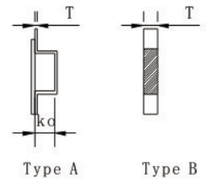

TYPE	A	B	T	W	P	F	K	Tape Type
0402	0.62	1.12	0.60	8	2	3.5	/	B
0603	1.05	1.85	0.95	8	4	3.5	/	B
0805	1.50	2.30	0.97	8	4	3.5	/	B

3. Reel Dimensions (Unit:mm)

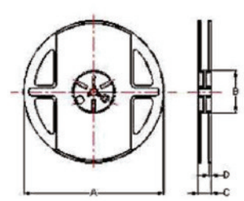

A	B	C	D
178	60	12	1.5

4. Packaging Quantity

Type	Pcs/Reel
0402	10,000
0603	4,000
0805	4,000

叠层铁氧体磁珠 CKGB系列

Multilayer Ferrite Chip Beads CKGB Series

● FEATURES 特性

1. Can be used in a wide range of frequency to suppress EMI.
可广泛应用于抑制电磁干扰的频率范围。
2. Excellent solderability.
优良的可焊性。
3. Can be mounted with surface mounting equipment.
可采用表面安装设备进行安装。

● APPLICATIONS 用途

Noise wuppression in digital equipment such as computer and its peripheral devices, VCR camera, OA equipments, etc.
用于计算机及其周边设备、录像机、办公自动化设备等数字设备的噪声抑制。

● SHAPES AND DIMENSIONS 外形尺寸 (Unit:mm)

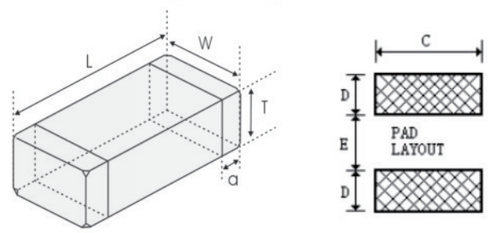

Dimensions : mm

TYPE	L	W	T	a	C	D	E
0402	1.0±0.15	0.5±0.15	0.5±0.15	0.25±0.1	0.6	0.5	0.4
0603	1.6±0.20	0.8±0.20	0.8±0.20	0.3±0.2	1	0.6	0.8
0805	2.0±0.20	1.2±0.20	0.9±0.20	0.5±0.3	1.4	0.8	1.0
1206	3.2±0.20	1.6±0.20	0.9±0.20	0.5±0.3	1.8	0.8	2.0

● Part NumberING SYSTEM 品名系统

CKGB 0805 - 600Ω / 2A

- 2A — RATED CURRENT
- 600Ω — IMPEDANCE
- 0805 — SIZE CODE
- CKGB — SERIES NAME

● REMARKS 备注

(1) Operating Temperature Ranges: -25 ~ 85℃.
工作温度范围:-40~85℃。
(2) Rated Current: DC current that causes the temperature rise (△T ≤30℃) from 20℃ ambient.
额定电流：使温度升高(△T≤30℃）的直流电流，环境温度25℃。

SPECIFICATION TABLE 规格特性表

CKGB0402 Series

Part Number 型号	Impedance 阻抗(Ω)	Tolerance 公差	Test Frequency 测试频率(MHz)	DCR 直流电阻 (Ω) Max.	Rated Current 额定电流(mA) Max.
CKGB0402-0Ω/300mA	0	0 ~ 15Ω	100	0.10	300
CKGB0402-0Ω/800mA	0	0 ~ 15Ω	100	0.04	800
CKGB0402-0Ω/1.8A	0	0 ~ 15Ω	100	0.05	1800
CKGB0402-10Ω/300mA	10	7 ~ 15Ω	100	0.10	300
CKGB0402-10Ω/800mA	10	7 ~ 15Ω	100	0.04	800
CKGB0402-10Ω/1.8A	10	7 ~ 15Ω	100	0.05	1800
CKGB0402-30Ω/300mA	30	±25%	100	0.20	300
CKGB0402-30Ω/700mA	30	±25%	100	0.08	700
CKGB0402-30Ω/1.3A	30	±25%	100	0.08	1300
CKGB0402-60Ω/200mA	60	±25%	100	0.35	200
CKGB0402-60Ω/600mA	60	±25%	100	0.15	600
CKGB0402-60Ω/1A	60	±25%	100	0.10	1000
CKGB0402-80Ω/200mA	80	±25%	100	0.40	200
CKGB0402-80Ω/450mA	80	±25%	100	0.20	450
CKGB0402-120Ω/150mA	120	±25%	100	0.50	150
CKGB0402-120Ω/450mA	120	±25%	100	0.25	450
CKGB0402-120Ω/800mA	120	±25%	100	0.15	800
CKGB0402-150Ω/150mA	150	±25%	100	0.55	150
CKGB0402-150Ω/450mA	150	±25%	100	0.25	450
CKGB0402-150Ω/700mA	150	±25%	100	0.20	700
CKGB0402-220Ω/100mA	220	±25%	100	0.70	100
CKGB0402-220Ω/300mA	220	±25%	100	0.40	300
CKGB0402-220Ω/700mA	220	±25%	100	0.25	700
CKGB0402-300Ω/100mA	300	±25%	100	0.80	100
CKGB0402-300Ω/300mA	300	±25%	100	0.50	300
CKGB0402-300Ω/600mA	300	±25%	100	0.30	600
CKGB0402-600Ω/100mA	600	±25%	100	1.30	100
CKGB0402-600Ω/200mA	600	±25%	100	0.70	200
CKGB0402-600Ω/300mA	600	±25%	100	0.52	300
CKGB0402-1000Ω	1000	±25%	100	1.60	25
CKGB0402-1000Ω/200mA	1000	±25%	100	1.00	200
CKGB0402-1000Ω/300mA	1000	±25%	100	0.65	300
CKGB0402-1200Ω	1200	±25%	100	1.8	25
CKGB0402-1800Ω/100mA	1800	±25%	100	1.4	100

CKGB0603 Series

Part Number 型号	Impedance 阻抗(Ω)	Tolerance 公差	Test Frequency 测试频率(MHz)	DCR 直流电阻 (Ω) Max.	Rated Current 额定电流(mA) Max.
CKGB0603-0Ω/800mA	0	0 ~ 15Ω	100	0.10	800
CKGB0603-0Ω/1A	0	0 ~ 15Ω	100	0.08	1000
CKGB0603-0Ω/6A	0	0 ~ 15Ω	100	0.02	6000
CKGB0603-10Ω/800mA	10	7 ~ 15Ω	100	0.10	800
CKGB0603-10Ω/1A	10	7 ~ 15Ω	100	0.08	1000
CKGB0603-10Ω/6A	10	7 ~ 15Ω	100	0.02	6000
CKGB0603-30Ω/500mA	31	±25%	100	0.10	500
CKGB0603-30Ω/1A	31	±25%	100	0.08	1000
CKGB0603-30Ω/4A	31	±25%	100	0.02	4000
CKGB0603-60Ω/300mA	60	±25%	100	0.20	300
CKGB0603-60Ω/1A	60	±25%	100	0.12	1000
CKGB0603-60Ω/3A	60	±25%	100	0.04	3000
CKGB0603-100Ω/300mA	100	±25%	100	0.20	300
CKGB0603-100Ω/1A	100	±25%	100	0.15	1000
CKGB0603-100Ω/2.5A	100	±25%	100	0.06	2500
CKGB0603-120Ω/300mA	120	±25%	100	0.20	300
CKGB0603-120Ω/1A	120	±25%	100	0.15	1000
CKGB0603-120Ω/2A	120	±25%	100	0.065	2000
CKGB0603-150Ω/300mA	150	±25%	100	0.30	300
CKGB0603-150Ω/1A	150	±25%	100	0.20	1000
CKGB0603-150Ω/1.5A	150	±25%	100	0.09	1500
CKGB0603-180Ω/300mA	180	±25%	100	0.30	300
CKGB0603-180Ω/1A	180	±25%	100	0.20	1000
CKGB0603-180Ω/1.5A	180	±25%	100	0.07	1500
CKGB0603-220Ω/300mA	220	±25%	100	0.30	300
CKGB0603-220Ω/1A	220	±25%	100	0.20	1000
CKGB0603-220Ω/1.5A	220	±25%	100	0.12	1500
CKGB0603-300Ω/200mA	300	±25%	100	0.35	200
CKGB0603-300Ω/1A	300	±25%	100	0.25	1000
CKGB0603-300Ω/1.5A	300	±25%	100	0.18	1500
CKGB0603-500Ω/200mA	500	±25%	100	0.50	200
CKGB0603-500Ω/1A	500	±25%	100	0.30	1000
CKGB0603-500Ω/1.2A	500	±25%	100	0.18	1200
CKGB0603-600Ω/200mA	600	±25%	100	0.50	200
CKGB0603-600Ω/1A	600	±25%	100	0.30	1000
CKGB0603-600Ω/1.2A	600	±25%	100	0.18	1200
CKGB0603-800Ω/200mA	800	±25%	100	0.60	200
CKGB0603-800Ω/500mA	800	±25%	100	0.55	500
CKGB0603-1000Ω/200mA	1000	±25%	100	0.60	200
CKGB0603-1000Ω/500mA	1000	±25%	100	0.55	500
CKGB0603-1200Ω/100mA	1200	±25%	100	0.85	100
CKGB0603-1200Ω/500mA	1200	±25%	100	0.65	500
CKGB0603-1500Ω	1500	±25%	100	0.85	50
CKGB0603-1500Ω/400mA	1500	±25%	100	0.75	400
CKGB0603-2000Ω	2000	±25%	100	1.10	50
CKGB0603-2000Ω/400mA	2000	±25%	100	0.90	400

CKGB0805 Series

Part Number 型号	Impedance 阻抗(Ω)	Tolerance 公差	Test Frequency 测试频率(MHz)	DCR 直流电阻 (Ω) Max.	Rated Current 额定电流(mA) Max.
CKGB0805-0Ω/900mA	0	0 ~ 15Ω	100	0.08	900
CKGB0805-0Ω/3A	0	0 ~ 15Ω	100	0.03	3000
CKGB0805-0Ω/6A	0	0 ~ 15Ω	100	0.01	6000
CKGB0805-10Ω/900mA	10	7 ~ 15Ω	100	0.10	900
CKGB0805-10Ω/3A	10	7 ~ 15Ω	100	0.03	3000
CKGB0805-10Ω/6A	10	7 ~ 15Ω	100	0.01	6000
CKGB0805-30Ω/900mA	30	±25%	100	0.10	900
CKGB0805-30Ω/3A	30	±25%	100	0.05	3000
CKGB0805-30Ω/6A	30	±25%	100	0.01	6000
CKGB0805-60Ω/900mA	60	±25%	100	0.15	900
CKGB0805-60Ω/3A	60	±25%	100	0.06	3000
CKGB0805-60Ω/3.5A	60	±25%	100	0.03	3500
CKGB0805-80Ω/500mA	80	±25%	100	0.18	500
CKGB0805-80Ω/2.5A	80	±25%	100	0.08	2500
CKGB0805-80Ω/3A	80	±25%	100	0.04	3000
CKGB0805-120Ω/400mA	120	±25%	100	0.20	400
CKGB0805-120Ω/2A	120	±25%	100	0.10	2000
CKGB0805-120Ω/3A	120	±25%	100	0.05	3000
CKGB0805-180Ω/300mA	180	±25%	100	0.20	300
CKGB0805-180Ω/2A	180	±25%	100	0.15	2000
CKGB0805-180Ω/2.5A	180	±25%	100	0.08	2500
CKGB0805-220Ω/300mA	220	±25%	100	0.20	300
CKGB0805-220Ω/2A	220	±25%	100	0.15	2000
CKGB0805-220Ω/2.5A	220	±25%	100	0.08	2500
CKGB0805-300Ω/300mA	300	±25%	100	0.35	300
CKGB0805-300Ω/2A	300	±25%	100	0.20	2000
CKGB0805-300Ω/2.5A	300	±25%	100	0.08	2500
CKGB0805-600Ω/300mA	600	±25%	100	0.40	300
CKGB0805-600Ω/1.5A	600	±25%	100	0.25	1500
CKGB0805-600Ω/2A	600	±25%	100	0.10	2000
CKGB0805-800Ω/200mA	800	±25%	100	0.45	200
CKGB0805-800Ω/800mA	800	±25%	100	0.30	800
CKGB0805-1000Ω/200mA	1000	±25%	100	0.45	200
CKGB0805-1000Ω/800mA	1000	±25%	100	0.30	800
CKGB0805-1000Ω/1.5A	1000	±25%	100	0.12	1500
CKGB0805-1200Ω/100mA	1200	±25%	100	0.60	100
CKGB0805-1200Ω/500mA	1200	±25%	100	0.45	500
CKGB0805-1500Ω/100mA	1500	±25%	100	0.70	100
CKGB0805-1500Ω/1A	1500	±25%	100	0.30	1000
CKGB0805-2000Ω/50mA	2000	±25%	100	0.90	50
CKGB0805-2500Ω/50mA	2500	±25%	50	1.20	50
CKGB0805-2500Ω/100mA	2500	±25%	50	0.6	100

CKGB1206 Series

Part Number 型号	Impedance 阻抗(Ω)	Tolerance 公差	Test Frequency 测试频率(MHz)	DCR 直流电阻 (Ω) Max.	Rated Current 额定电流(mA) Max.
CKGB1206-0Ω/1A	0	0 ~ 15Ω	100	0.10	1000
CKGB1206-0Ω/4A	0	0 ~ 15Ω	100	0.04	4000
CKGB1206-0Ω/6A	0	0 ~ 15Ω	100	0.01	6000
CKGB1206-10Ω/4A	10	7 ~ 15Ω	100	0.05	4000
CKGB1206-10Ω/6A	10	7 ~ 15Ω	100	0.015	6000
CKGB1206-26Ω/1A	26	±25%	100	0.10	1000
CKGB1206-26Ω/3A	26	±25%	100	0.05	3000
CKGB1206-26Ω/6A	26	±25%	100	0.015	6000
CKGB1206-30Ω/1A	30	±25%	100	0.10	1000
CKGB1206-30Ω/3A	30	±25%	100	0.08	3000
CKGB1206-30Ω/4A	30	±25%	100	0.025	4000
CKGB1206-50Ω/3A	50	±25%	100	0.10	3000
CKGB1206-50Ω/4A	50	±25%	100	0.025	4000
CKGB1206-60Ω/1A	60	±25%	100	0.15	1000
CKGB1206-60Ω/3A	60	±25%	100	0.10	3000
CKGB1206-60Ω/4A	60	±25%	100	0.025	4000
CKGB1206-80Ω/1A	80	±25%	100	0.15	1000
CKGB1206-80Ω/3A	80	±25%	100	0.10	3000
CKGB1206-80Ω/4A	80	±25%	100	0.035	4000
CKGB1206-120Ω/1A	120	±25%	100	0.25	1000
CKGB1206-120Ω/3A	120	±25%	100	0.10	3000
CKGB1206-120Ω/4A	120	±25%	100	0.035	4000
CKGB1206-150Ω/800mA	150	±25%	100	0.30	800
CKGB1206-150Ω/2.5A	150	±25%	100	0.15	2500
CKGB1206-150Ω/3A	150	±25%	100	0.045	3000
CKGB1206-220Ω/800mA	220	±25%	100	0.35	800
CKGB1206-220Ω/2.5A	220	±25%	100	0.20	2500
CKGB1206-220Ω/3A	220	±25%	100	0.055	3000
CKGB1206-300Ω/800mA	300	±25%	100	0.40	800
CKGB1206-300Ω/2A	300	±25%	100	0.20	2000
CKGB1206-300Ω/2.5A	300	±25%	100	0.065	2500
CKGB1206-500Ω/600mA	500	±25%	100	0.45	600
CKGB1206-500Ω/2A	500	±25%	100	0.20	2000
CKGB1206-500Ω/2A(R)	500	±25%	100	0.085	2000
CKGB1206-600Ω/600mA	600	±25%	100	0.45	600
CKGB1206-600Ω/2A	600	±25%	100	0.25	2000
CKGB1206-600Ω/2A(R)	600	±25%	100	0.10	2000
CKGB1206-800Ω/400mA	800	±25%	100	0.55	400
CKGB1206-800Ω/2A	800	±25%	100	0.25	2000
CKGB1206-800Ω/2A(R)	800	±25%	100	0.11	2000
CKGB1206-1000Ω/400mA	1000	±25%	100	0.55	400
CKGB1206-1000Ω/2A	1000	±25%	100	0.30	2000
CKGB1206-1000Ω/2A(R)	1000	±25%	100	0.12	2000
CKGB1206-1200Ω/100mA	1200	±25%	100	0.60	100
CKGB1206-1200Ω/1A	1200	±25%	100	0.35	1000
CKGB1206-1500Ω/500mA	1500	±25%	50	0.45	500
CKGB1206-2000Ω/80mA	2000	±25%	50	1.00	80
CKGB1206-2000Ω/300mA	2000	±25%	50	0.70	300

■CKGB0402 Characteristics Curve CKGB0402 特性曲线

CKGB0402-10Ω/300mA

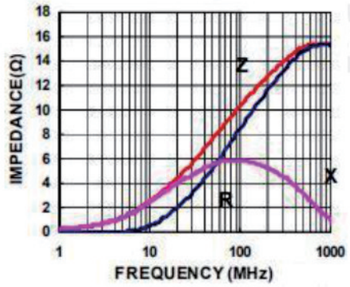

CKGB0402-30Ω/300mA

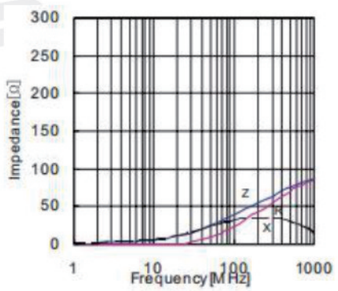

CKGB0402-60Ω/200mA

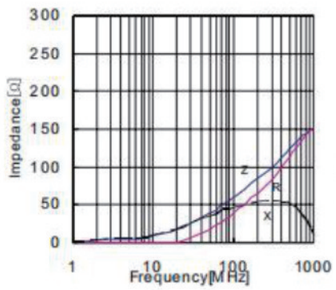

CKGB0402-120Ω/150mA

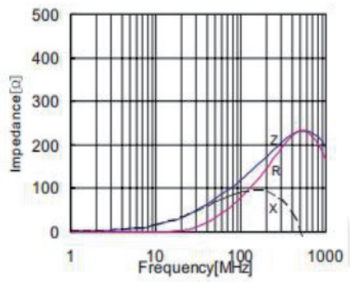

CKGB0402-150Ω/150mA

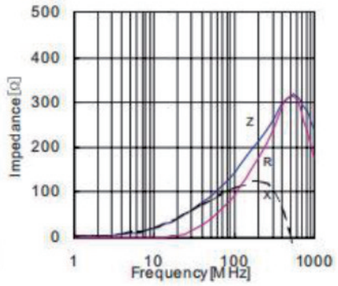

CKGB0402-220Ω/100mA

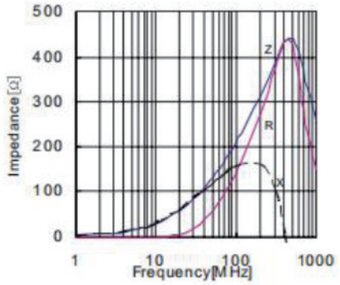

CKGB0402-600Ω/100mA

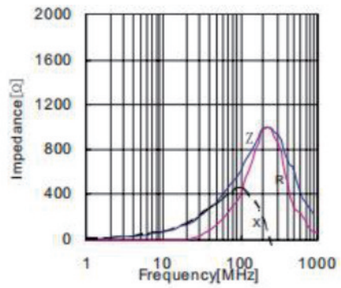

CKGB0402-1000Ω

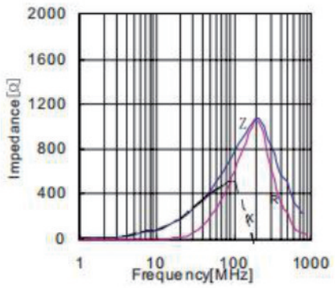

CKGB0402-30Ω/700mA

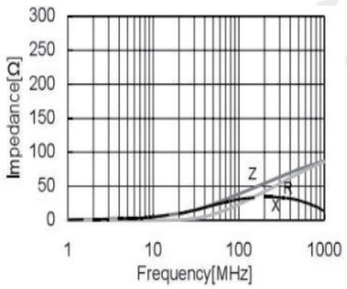

CKGB0402-60Ω/600mA

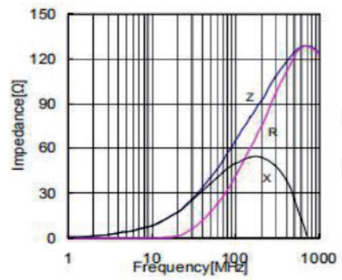

CKGB0402-120Ω/450mA

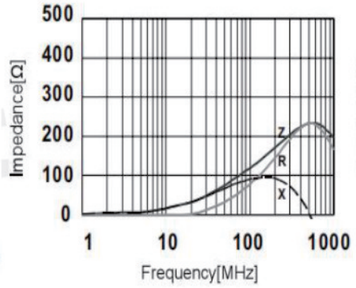

CKGB0402-150Ω/450mA

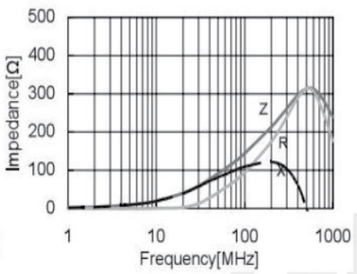

■CKGB0402 Characteristics Curve CKGB0402 特性曲线

CKGB0402-220Ω/300mA

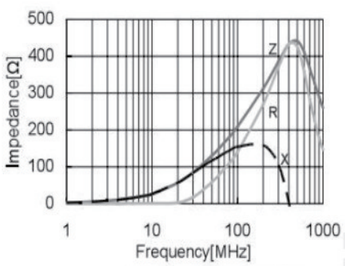

CKGB0402-300Ω/300mA

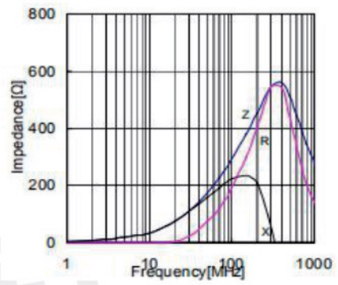

CKGB0402-600Ω/200mA

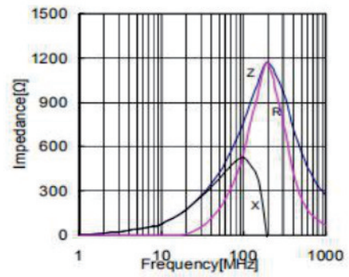

CKGB0402-1000Ω/200mA

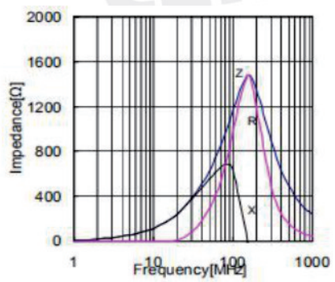

CKGB0402-1800Ω/100mA

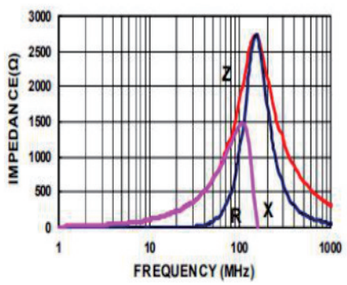

CKGB0402-30Ω/1.3A

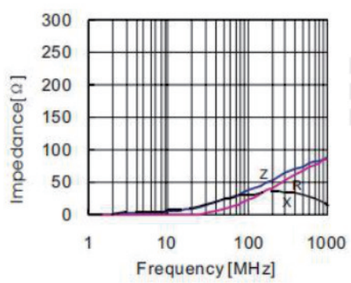

CKGB0402-60Ω/1A

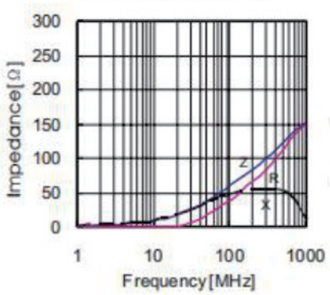

CKGB0402-120Ω/800mA

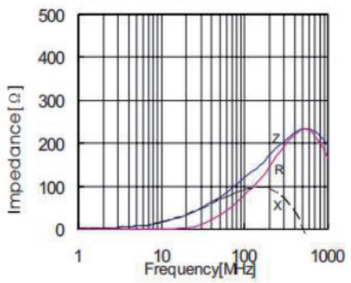

CKGB0402-150Ω/700mA

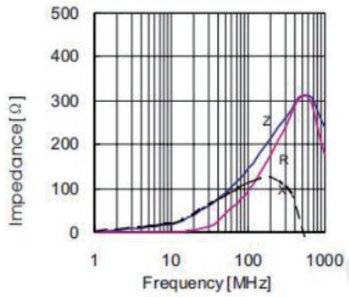

CKGB0402-220Ω/700mA

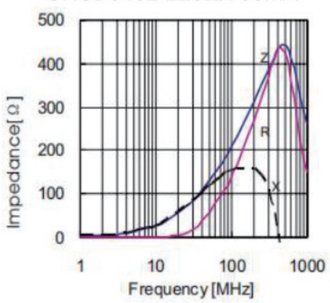

CKGB0402-600Ω/300mA

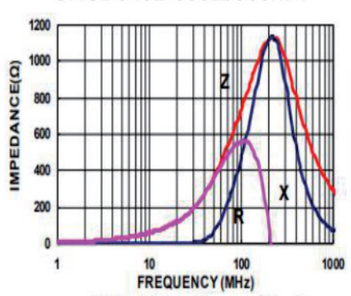

CKGB0402-1000Ω/300mA

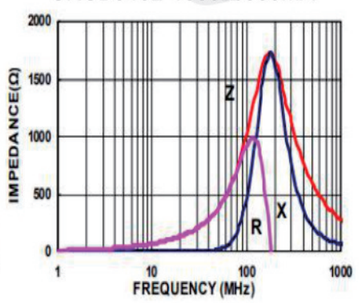

■CKGB0603 Characteristics Curve CKGB0603 特性曲线

CKGB0603-10Ω/800mA

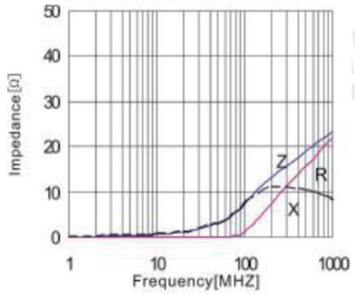

CKGB0603-30Ω/500mA

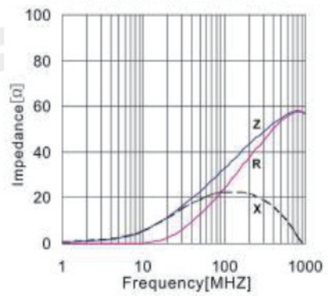

CKGB0603-60Ω/500mA

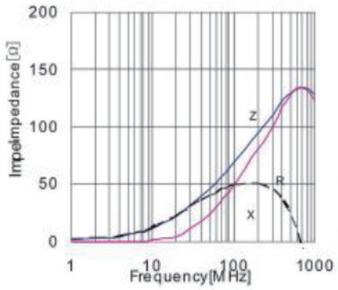

CKGB0603-100Ω/300mA

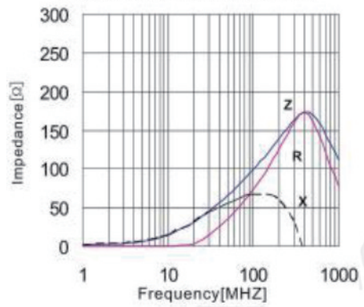

CKGB0603-120Ω/300mA

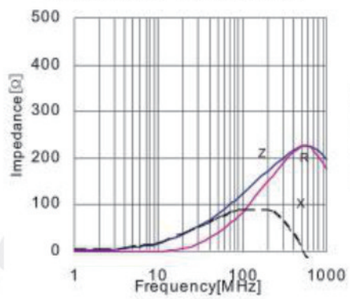

CKGB0603-150Ω/300mA

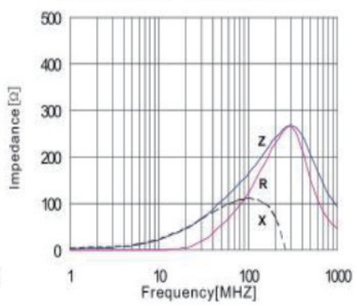

CKGB0603-220Ω/200mA

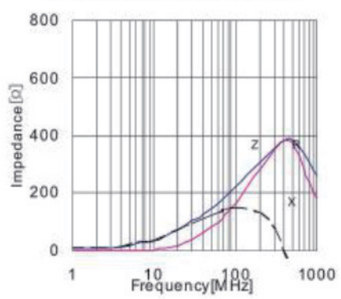

CKGB0603-300Ω/150mA

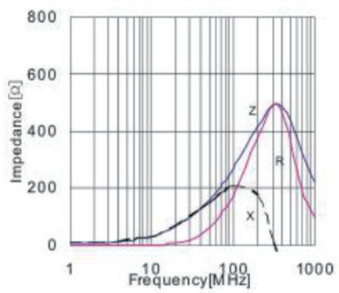

CKGB0603-500Ω/150mA

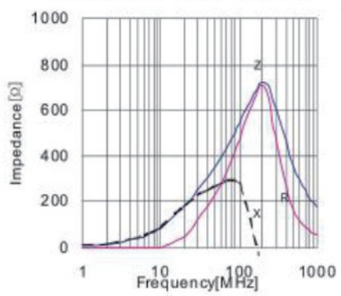

CKGB0603-600Ω/200mA

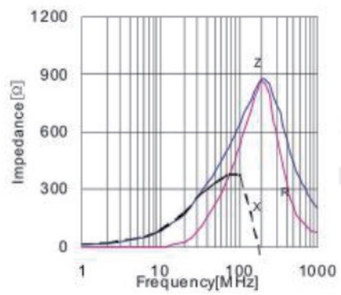

CKGB0603-800Ω/200mA

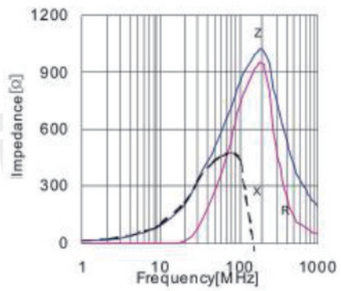

CKGB0603-1000Ω/200mA

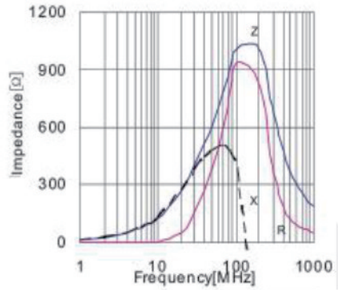

■CKGB0603 Characteristics Curve CKGB0603 特性曲线

CKGB0603-1200Ω/100mA

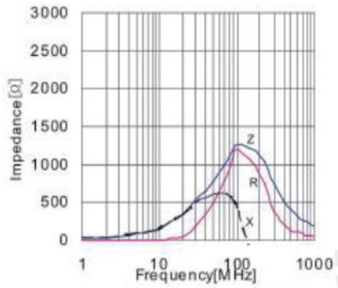

CKGB0603-1500Ω

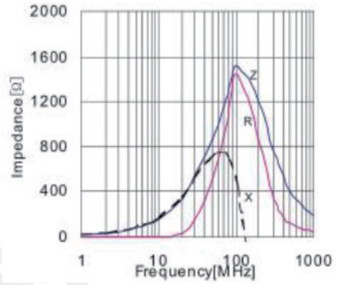

CKGB0603-2000Ω

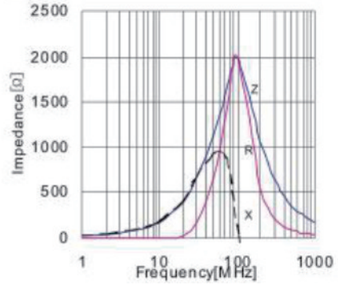

CKGB0603-10Ω/1A

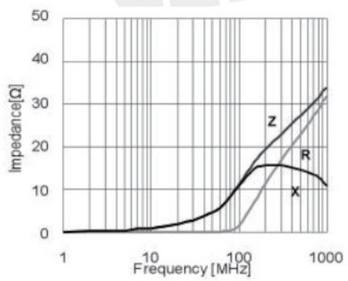

CKGB0603-30Ω/1A

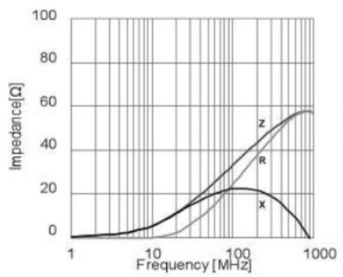

CKGB0603-120Ω/1A

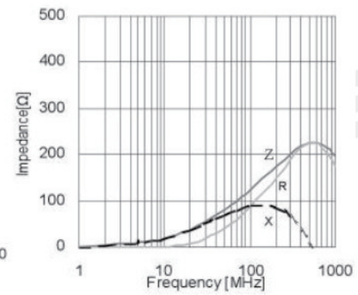

CKGB0603-180Ω/1A

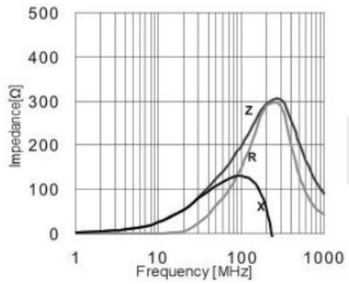

CKGB0603-220Ω/1A

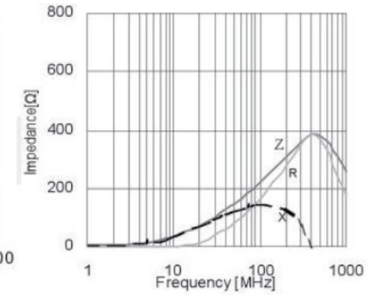

CKGB0603-300Ω/1A

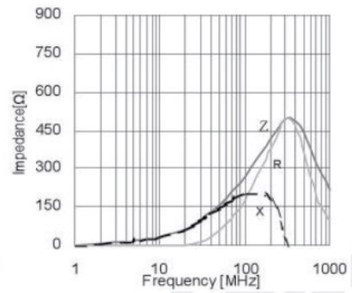

CKGB0603-500Ω/1A

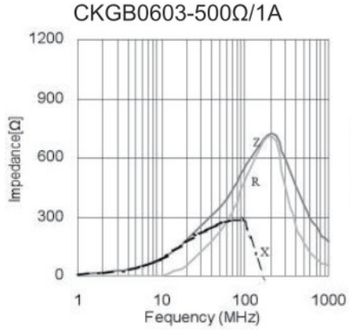

CKGB0603-600Ω/1A

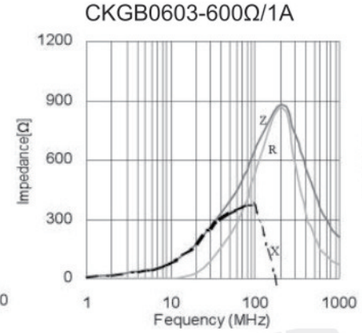

CKGB0603-1000Ω/500mA

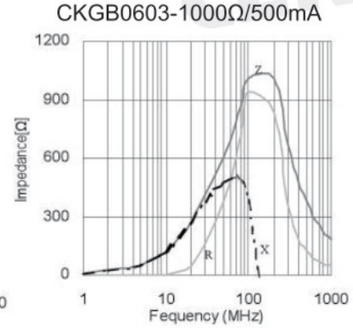

■CKGB0603 Characteristics Curve CKGB0603 特性曲线

CKGB0603-1200Ω/500mA

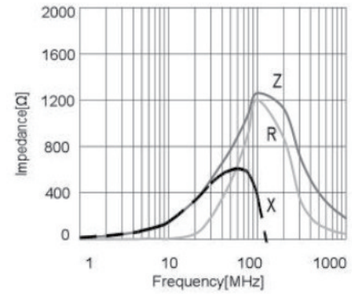

CKGB0603-1500Ω/400mA

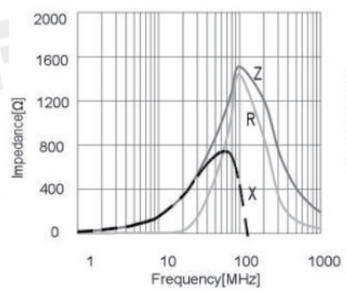

CKGB0603-2000Ω/400mA

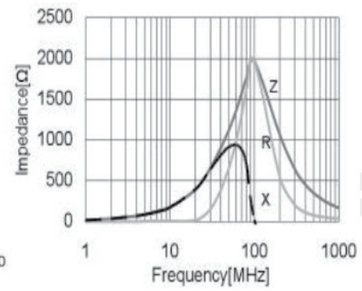

CKGB0603-10Ω/6A

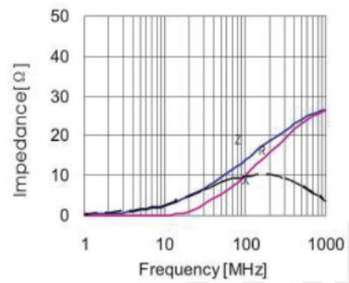

CKGB0603-30Ω/4A

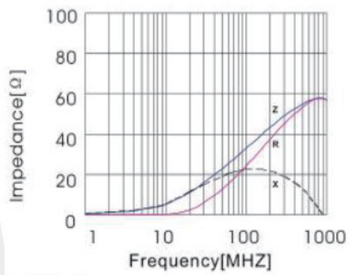

CKGB0603-60Ω/3A

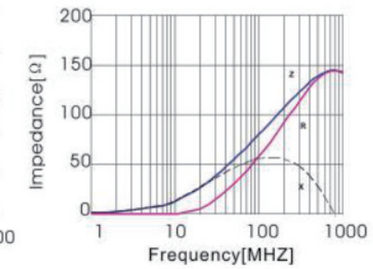

CKGB0603-120Ω/2A

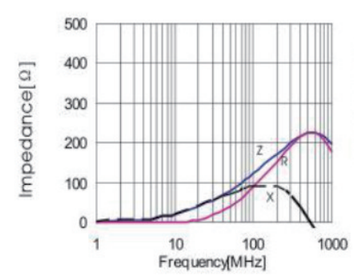

CKGB0603-150Ω/2A

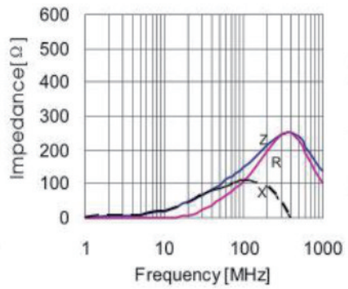

CKGB0603-220Ω/1.5A

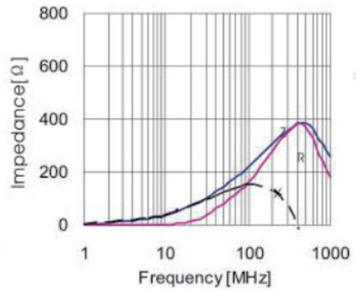

CKGB0603-300Ω/1.5A

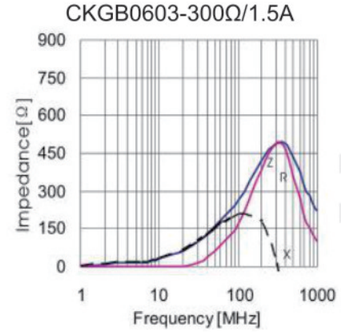

CKGB0603-500Ω/1.2A

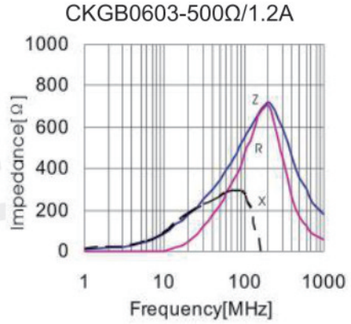

CKGB0603-600Ω/1.2A

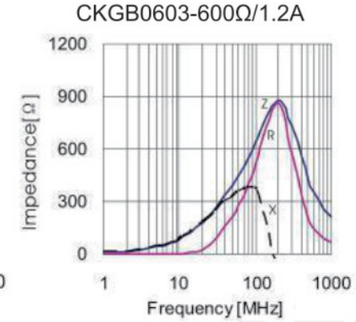

■CKGB0805 Characteristics Curve CKGB0805 特性曲线

CKGB0805-10Ω/900mA

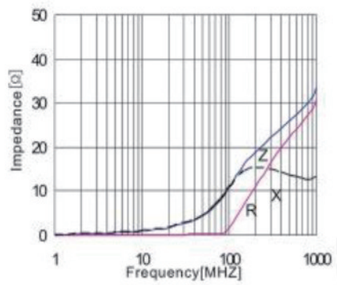

CKGB0805-30Ω/900mA

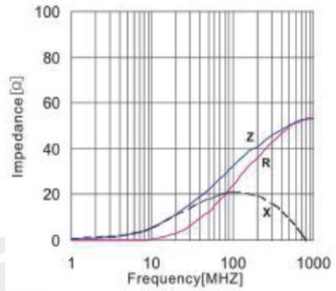

CKGB0805-60Ω/900mA

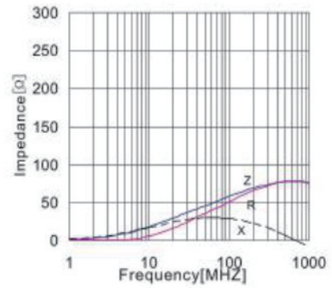

CKGB0805-80Ω/500mA

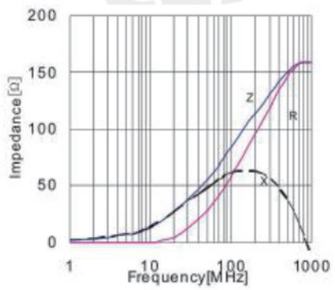

CKGB0805-120Ω/400mA

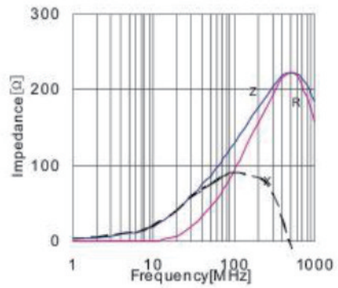

CKGB0805-180Ω/300mA

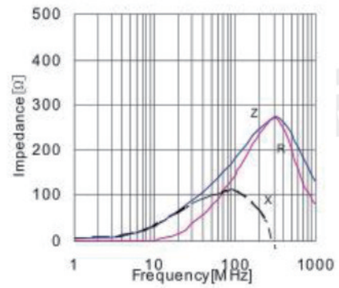

CKGB0805-220Ω/300mA

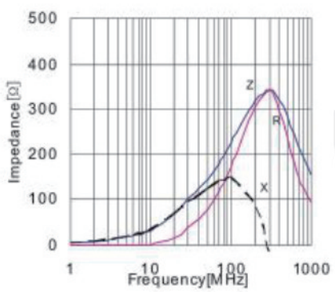

CKGB0805-300Ω/300mA

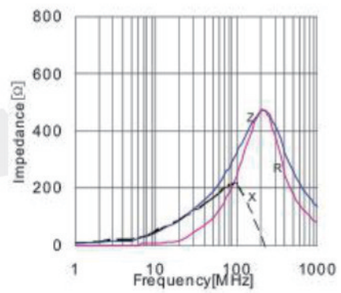

CKGB0805-600Ω/300mA

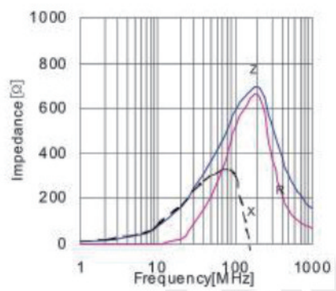

CKGB0805-1000Ω/200mA

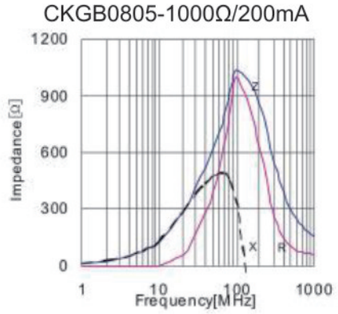

CKGB0805-1500Ω/100mA

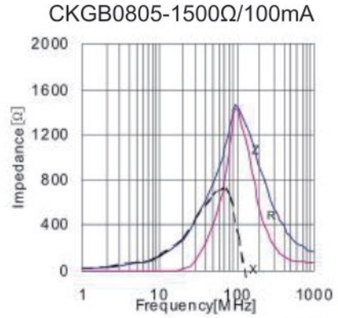

CKGB0805-2000Ω/50mA

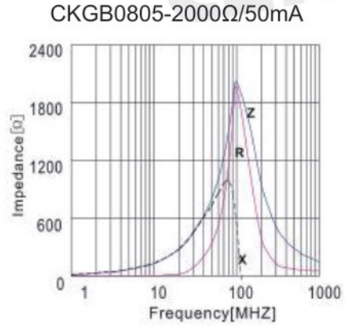

■CKGB0805 Characteristics Curve CKGB0805 特性曲线

CKGB0805-10Ω/3A

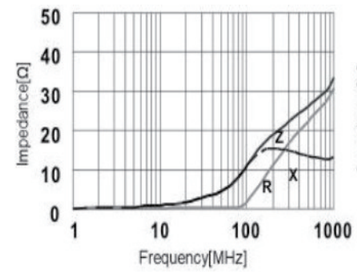

CKGB0805-30Ω/3A

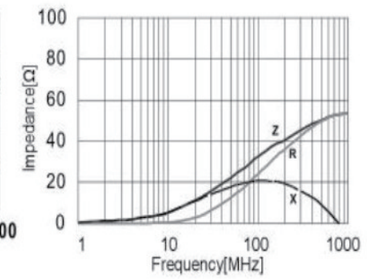

CKGB0805-60Ω/3A

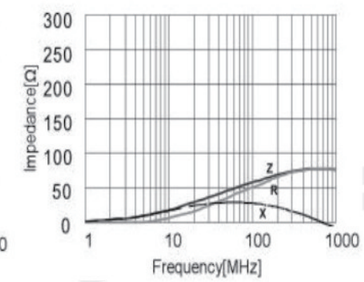

CKGB0805-80Ω/2.5A

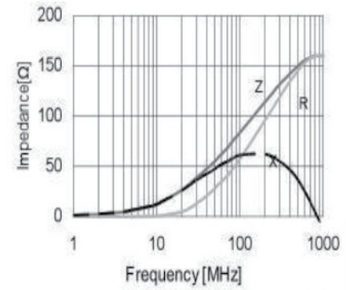

CKGB0805-120Ω/2A

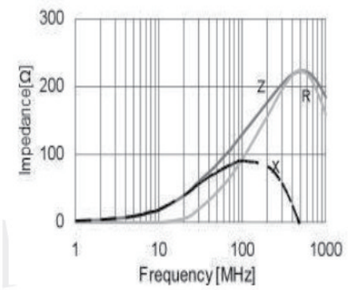

CKGB0805-180Ω/2A

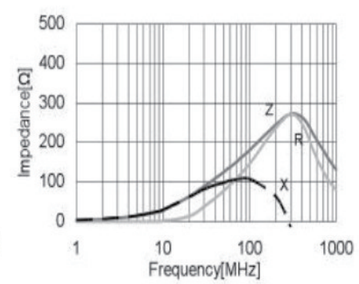

CKGB0805-220Ω/2A

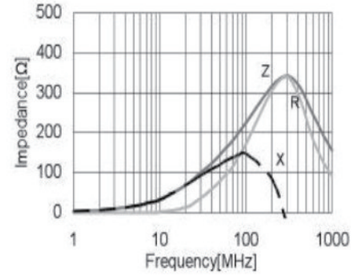

CKGB0805-300Ω/2A

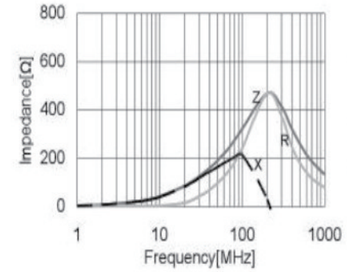

CKGB0805-600Ω/1.5A

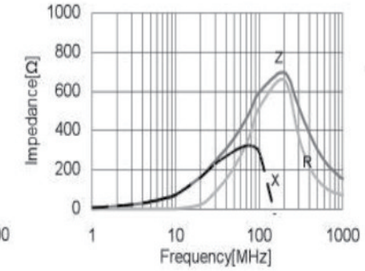

CKGB0805-1000Ω/800mA

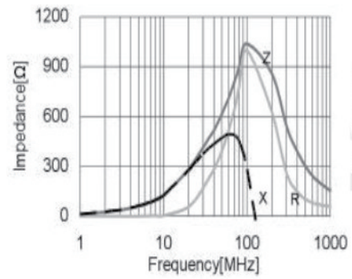

CKGB0805-1200Ω/500mA

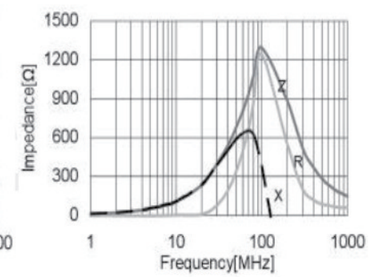

CKGB0805-10Ω/6A

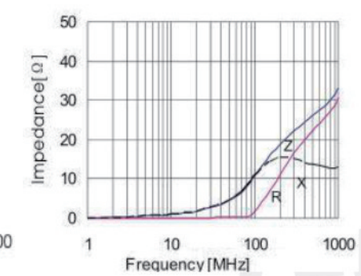

■CKGB0805 Characteristics Curve CKGB0805 特性曲线

CKGB0805-30Ω/6A

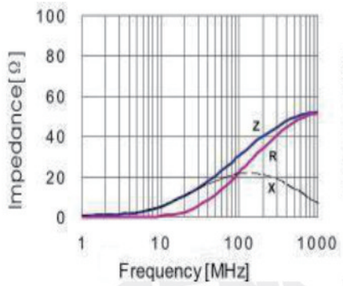

CKGB0805-60Ω/3.5A

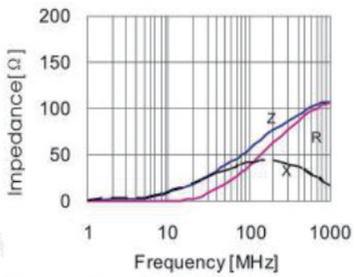

CKGB0805-80Ω/3A

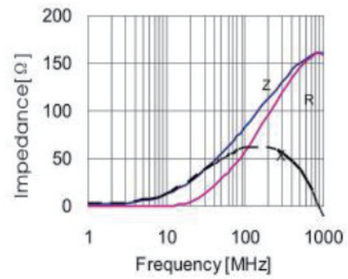

CKGB0805-120Ω/3A

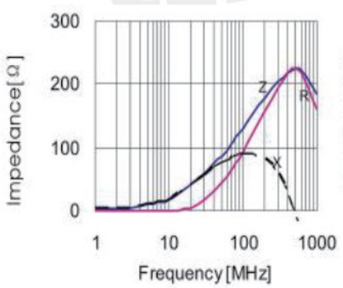

CKGB0805-220Ω/2.5A

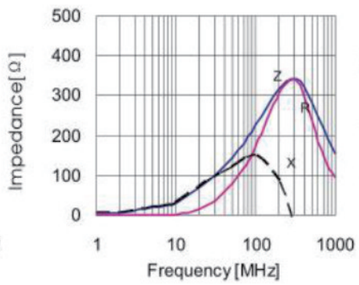

CKGB0805-300Ω/2.5A

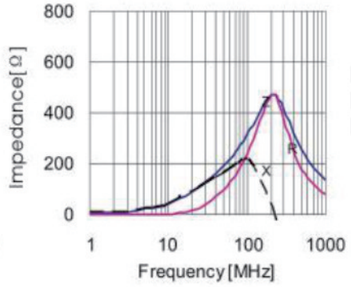

CKGB0805-600Ω/2A

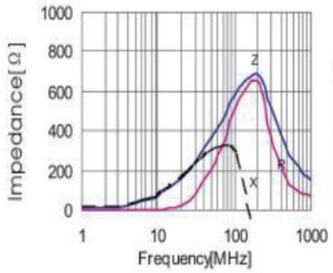

CKGB0805-1000Ω/1.5A

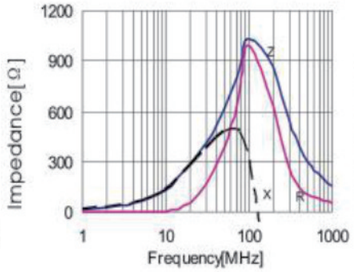

CKGB0805-1500Ω/1A

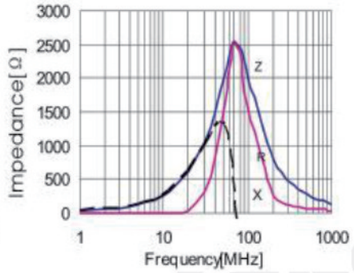

■CKGB1206 Characteristics Curve CKGB1206 特性曲线

CKGB1206-30Ω/1A

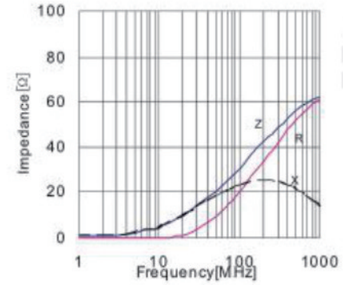

CKGB1206-60Ω/1A

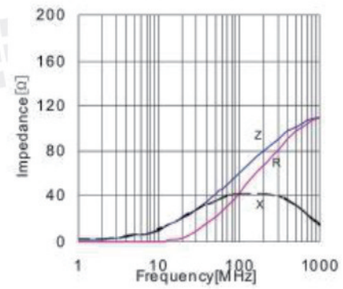

CKGB1206-80Ω/1A

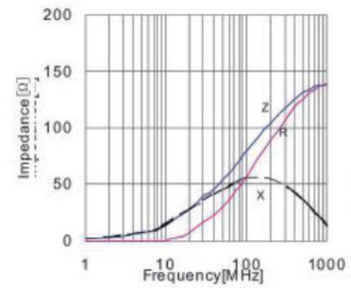

CKGB1206-120Ω/1A

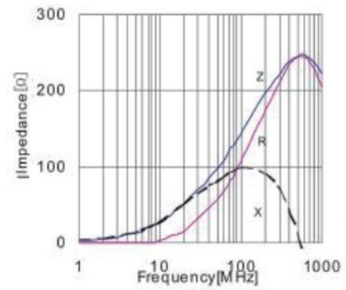

CKGB1206-150Ω/800mA

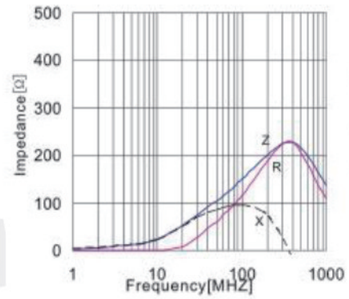

CKGB1206-220Ω/800mA

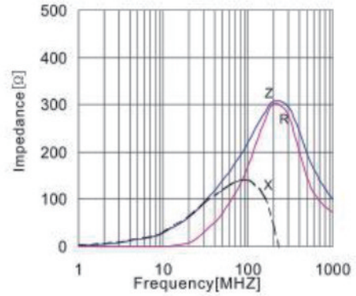

CKGB1206-300Ω/800mA

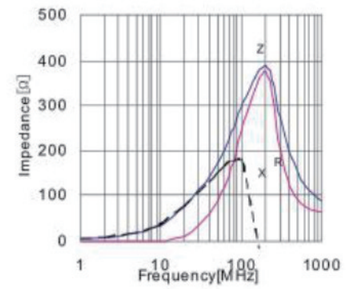

CKGB1206-500Ω/600mA

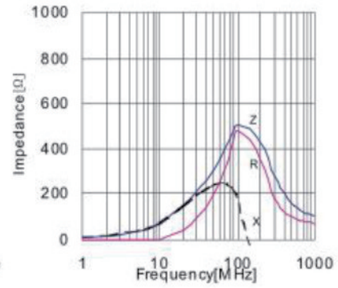

CKGB1206-600Ω/600mA

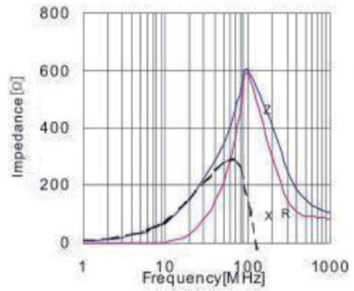

CKGB1206-800Ω/400mA

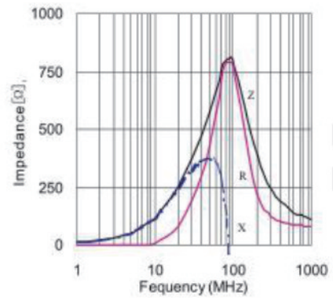

CKGB1206-1000Ω/400mA

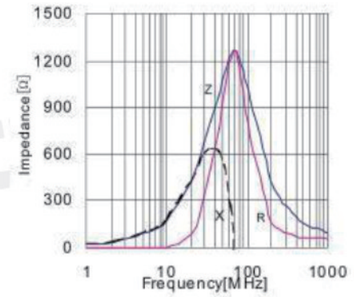

CKGB1206-10Ω/4A

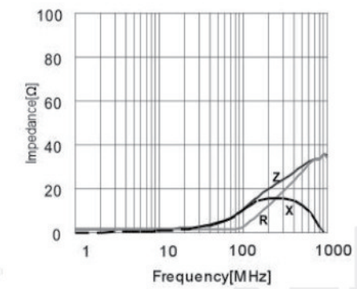

■CKGB1206 Characteristics Curve CKGB1206 特性曲线

CKGB1206-30Ω/3A

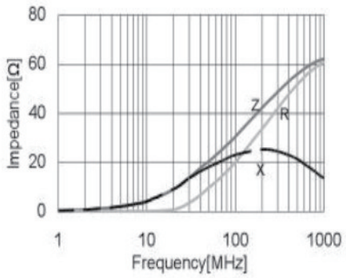

CKGB1206-60Ω/3A

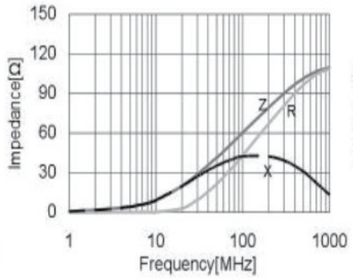

CKGB1206-80Ω/3A

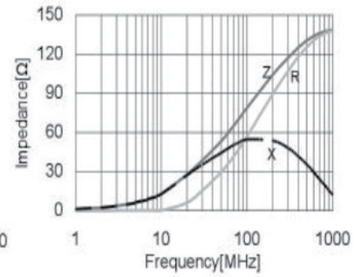

CKGB1206-120Ω/3A

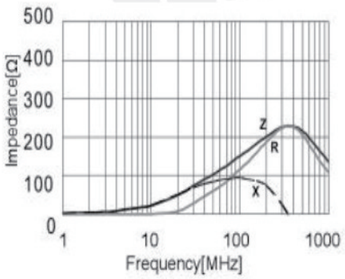

CKGB1206-220Ω/2.5A

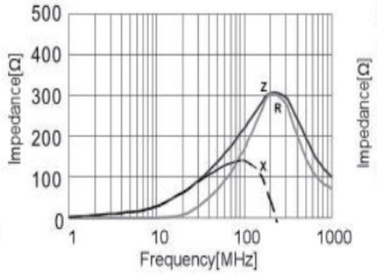

CKGB1206-300Ω/2A

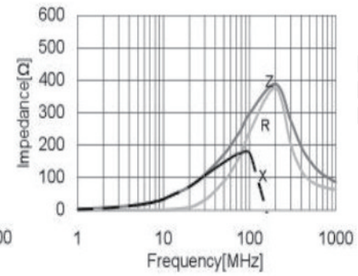

CKGB1206-600Ω/2A

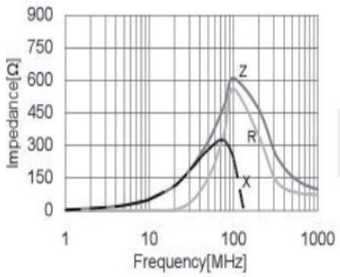

CKGB1206-1000Ω/2A

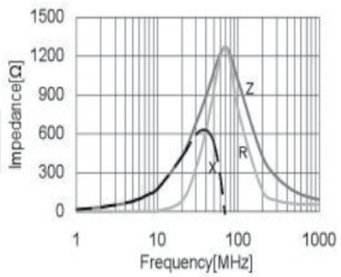

CKGB1206-1200Ω/1A

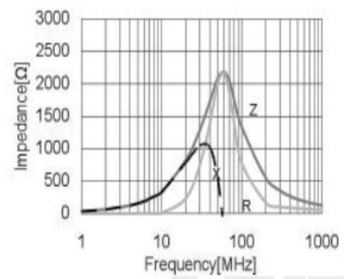

CKGB1206-30Ω/4A

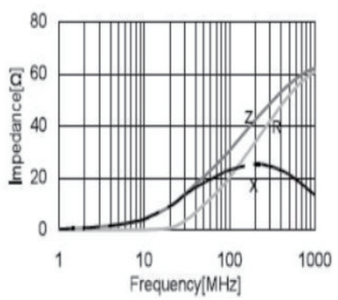

CKGB1206-60Ω/4A

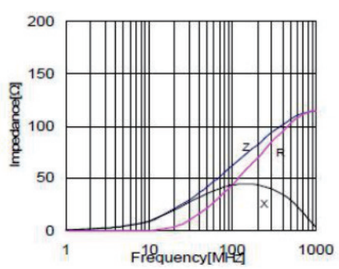

CKGB1206-120Ω/4A

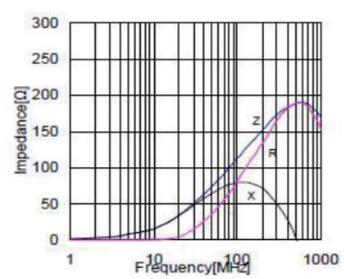

■CKGB1206 Characteristics Curve CKGB1206 特性曲线

CKGB1206-220Ω/3A

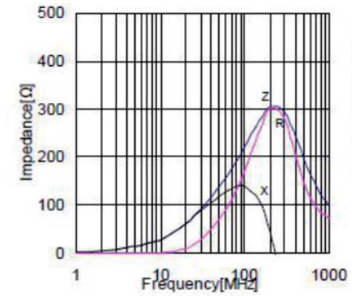

CKGB1206-500Ω/2A(R)

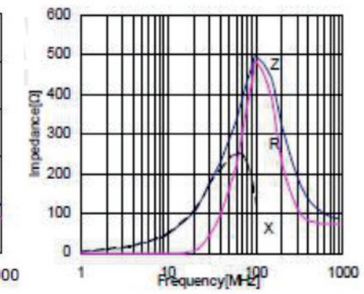

CKGB1206-600Ω/2A(R)

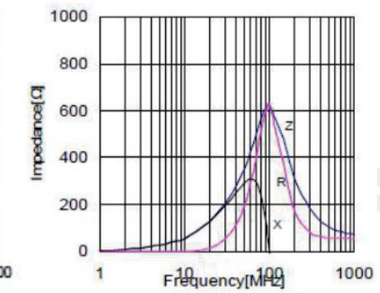

PACKAGING SPECIFICATION 包装规格

1. Packaging -Cover Tape

The force for tearing off cover tape is 10 to 100 grams in the arrow direction.

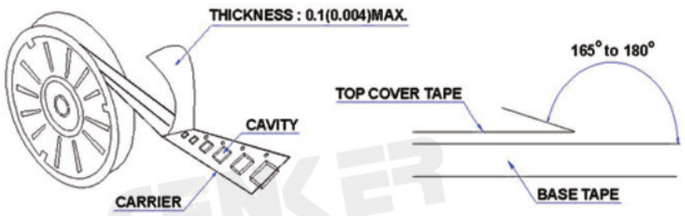

2. Tape Dimensions(Unit:mm)

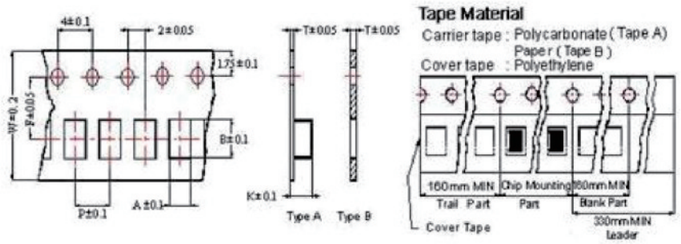

TYPE	A	B	T	W	P	F	K	Tape Type
0402	0.62	1.12	0.60	8	2	3.5	/	B
0603	1.05	1.85	0.95	8	4	3.5	/	B
0805	1.50	2.30	0.97	8	4	3.5	/	B
1206	1.90	3.50	1.10	8	4	3.5	/	B

3. Reel Dimensions (Unit:mm)

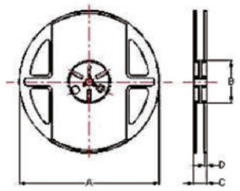

A	A	B	C	D
0402	178	60	12	2
0603	178	60	12	2
0805	178	60	12	2
1206	178	60	12	2

4. Packaging Quantity

Type	Pcs/Reel
0402	10,000
0603	4,000
0805	4,000
1206	4,000

铜磁共烧电感CFX系列

Co-fired Alloy Power Inductor CFX Series

工作温度 : -40℃~+125℃ (Including self-heating)
Operating Temp.

● FEATURES 特性

高通流	High operating current
高可靠性	High reliability
低损耗	Low loss
超薄	Ultra-thin

● APPLICATIONS 用途

高端PC/Pad 中 xPU 供电	xPU power supply for high-end PC/PAD
服务器、AI 服务器中的 VRM/TLVR供电	VRM/TLVR power supply for server/AI server
大电流、超薄型应用	Large current,ultra-thin application

● Part NumberING SYSTEM 品名系统

CFX	0706	F	S	R10	M	T
①	②	③	④	⑤	⑥	⑦

① 型号 Type

CFX 共烧型功率电感
Co-fired Alloy Power Inductor
CHX 热压合金功率电感
Co-hot press Alloy Power Inductor

②外形尺寸(LxW)(mm)
External Dimensions : (LxW) [mm]

0706 I 7mmX5.9mm

③高度尺寸Height Dimension

A H<1.5mm
B 1.5≤H< 2.5mm
C 2.5≤H<3.5mm
D 3.5<H< 4.5mm
E 4.5≤H<5.5mm
F 5.5≤H<6.5mm

④相位类型Phase Type

S 单相电感
D 双相电感
M 多相电感
T TLVR电感

⑤感量值InductanceValue

R10 100nH
R12 120nH

⑥感量精度InductanceTolerance

M ±20%
L ±15%

⑦包装Packing

T 编带 Tape and Reel

● SHAPES AND DIMENSIONS 外形尺寸 (Unit:mm)

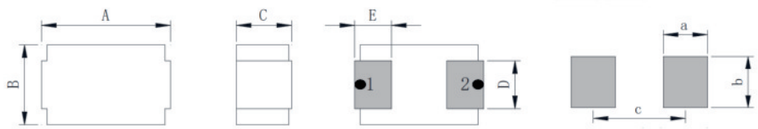

Recommended Land Pattern(Typ)

●1-2 for DCR measure point

SERIES	A	B	C	D	E	a	b	c
CFX0404BS	4.0±0.2	4.0±0.2	2.0Max	2.5±0.2	1.3±0.2	1.7 Typ	2.9 Typ	3.0 Typ
CFX0705CS	7.0±0.2	5.0±0.2	3.0Max	3.0±0.2	2.0±0.2	2.4 Typ	3.4 Typ	5.0 Typ
CFX0706FS	7.0±0.2	5.9±0.2	6.0Max	3.2±0.2	2.6±0.2	3.0 Typ	3.6 Typ	4.4 Typ

● SCHEMATIC 原理图

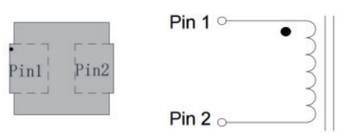

● SPECIFICATION 规范

Part No. 型号	Inductance 电感值(nH)	DC Resistance 直流电阻(mΩ)		Saturation Current 饱和电流(A)		Heat Rating Current 温升电流(A)	
符号 Symbol	L@1MHz	DCR		Isat		Irms	
		Typ.	Max.	Typ.	Max.	Typ.	Max.
CFX0404BS40NMT	40 ± 20%	0.15	0.20	45	40	32	28
CFX0705CSR10MT	100 ± 20%	0.19	0.23	60	55	50	45
CFX0706FS80NMT	80 ± 20%	0.11	0.14	90	80	52	46
CFX0706FSR10MT	100 ± 20%	0.11	0.14	80	70	52	46
CFX0706FSR12MT	120 ± 20%	0.11	0.14	60	55	52	46

◎ 除非另有说明，所有规格均适用于室温（25℃）：
All Specifications are for room tenmperature (25℃) unless otherwise noted.
◎ 温升电流：使产品表面温度上升20℃（ΔT）的直流电流值。温升最大值ΔT<40℃；温升典型值ΔT接近40℃。
Irms: DC current that causes the temperature rise(ΔT) from 20℃ ambient. For Max. Value,ΔT<40℃; for Typ.Value，ΔT is approximate 40℃.
◎ 饱和电流最大值：使电感从初始状态下下降小于30%的直流电流值；饱和电流典型值：使电感值从初始状态下下降约30%的直流电流值；
Isat: Max. Value, DC current at which the inductance drops less than 30% from its value without current;
Typ Value，DC current at which the inductance drops 30% from its value without current.
◎ 额定电流：以饱和电流和温升电流中较小者为准
Rated Current： Isat(max.) or Irms(max.).Whichever is smaller.

● SHAPES AND DIMENSIONS 外形尺寸 (Unit:mm)

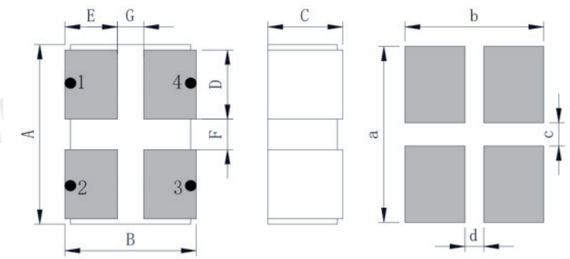

Recommended Land Pattern(Typ)

●1-4 for DCR measure point

SERIES	A	B	C	D	E	F	G	a
CFX1007DD	10.0±0.2	7.0±0.2	4.0Max	3.6±0.2	2.7±0.2	1.7±0.2	1.4±0.2	9.6 Typ
	b	c	d					
	7.4 Typ	1.6 Typ	1.0 Typ					

● SCHEMATIC 原理图

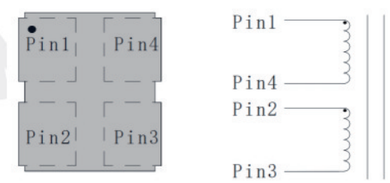

● SPECIFICATION 规范

Part No. 型号	Inductance 电感值(nH)	DC Resistance 直流电阻(mΩ)		Saturation Current 饱和电流(A)		Heat Rating Current 温升电流(A)	
符号 Symbol	L@1MHz	DCR		Isat		Irms	
		Typ.	Max.	Typ.	Max.	Typ.	Max.
CFX1007DD80NMT	80 ± 20%	0.10	0.13	70	60	50	45

◎ 除非另有说明，所有规格均适用于室温（25℃）：
All Specifications are for room tenmperature (25℃) unless otherwise noted
◎ 温升电流：使产品表面温度上升20℃（ΔT）的直流电流值。温升最大值ΔT<40℃；温升典型值ΔT接近40℃。
Irms: DC current that causes the temperature rise(ΔT) from 20℃ ambient. For Max. Value,ΔT<40℃; for Typ.Value，ΔT is approximate 40℃.
◎ 饱和电流最大值：使电感从初始状态下下降小于30%的直流电流值；饱和电流典型值：使电感值从初始状态下下降约30%的直流电流值；
Isat: Max. Value, DC current at which the inductance drops less than 30% from its value without current;
Typ Value，DC current at which the inductance drops 30% from its value without current.
◎ 额定电流：以饱和电流和温升电流中较小者为准
Rated Current： Isat(max.) or Irms(max.).Whichever is smaller.
◎ 所有规格均为单相，测试 Pin1-4 或 Pin-2-3
All Specifications are for single phase, tested Pin1-4 or Pin2-3.

● SHAPES AND DIMENSIONS 外形尺寸 (Unit:mm)

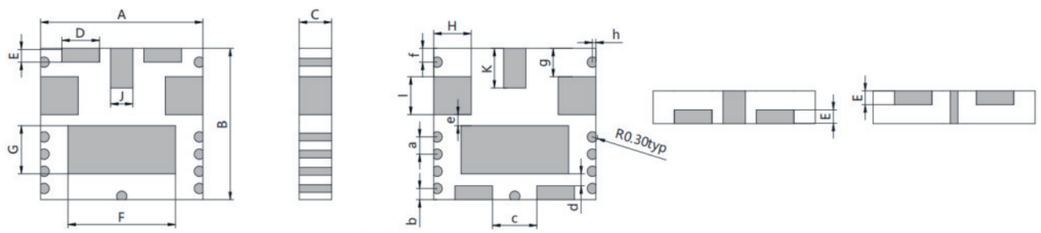

SERIES	A	B	C	D	E	F	G	H	I	J
CFX0909BD	9.5±0.2	8.8±0.2	1.9Max	2.2±0.2	0.8 Typ	6.3±0.2	2.8±0.2	2.2±0.2	2.2±0.2	1.3 Typ
	K	a	b	c	d	e	f	g	h	
	2.3±0.2	1.0 Typ	0.65 Typ	2.6±0.2	0.7 Typ	0.65 Typ	0.8 Typ	1.65 Typ	0.2 Typ	

● SCHEMATIC 原理图

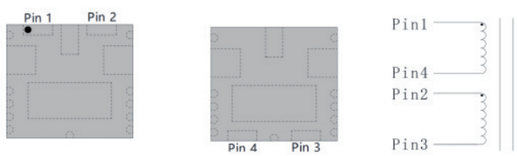

● SPECIFICATION 规范

Part No. 型号	Inductance 电感值(μH)	DC Resistance 直流电阻(mΩ)		Saturation Current 饱和电流(A)		Heat Rating Current 温升电流(A)	
符号 Symbol	L@1MHz	DCR		Isat		Irms	
		Typ.	Max.	Typ.	Max.	Typ.	Max.
CFX0909BD60NMT	60 ± 20%	0.18	0.22	60	55	65	57

◎ 除非另有说明，所有规格均适用于室温（25℃）：
All Specifications are for room tenmperature (25℃) unless otherwise noted.
◎ 温升电流：使产品表面温度上升20℃（ΔT）的直流电流值。温升最大值ΔT<40℃；温升典型值ΔT接近40℃。
Irms: DC current that causes the temperature rise(ΔT) from 20℃ ambient. For Max. Value,ΔT<40℃; for Typ.Value，ΔT is approximate 40℃.
◎ 饱和电流最大值：使电感从初始状态下下降小于30%的直流电流值；饱和电流典型值：使电感值从初始状态下下降约30%的直流电流值；
Isat: Max. Value, DC current at which the inductance drops less than 30% from its value without current;
Typ Value，DC current at which the inductance drops 30% from its value without current.
◎ 额定电流：以饱和电流和温升电流中较小者为准
Rated Current： Isat(max.) or Irms(max.).Whichever is smaller.
◎ 所有规格均为单相，测试 Pin1-4 或 Pin-2-3
All Specifications are for single phase, tested Pin1-4 or Pin2-3.

PACKAGING SPECIFICATION 包装规格

1. Packaging - Cover Tape

The force for tearing off cover tape is 10 to 130 grams in the arrow direction.

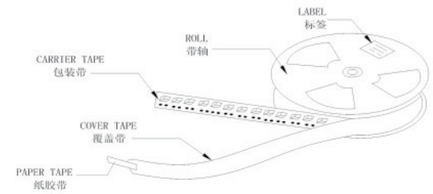

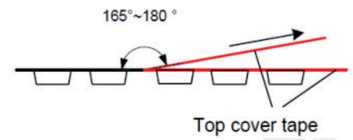

Peel-off speed: 300mm/min.

2. Reel Dimensions (Unit:mm)

Item	Dimensi
A	330±1
B	100±1
C	13±0.5

3. Tape Dimensions(Unit:mm)

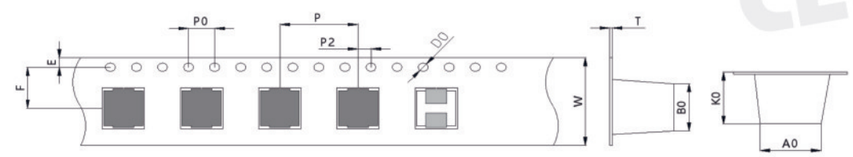

TYPE	W	A0	B0	K0	D0	F	E	P	P0	P2	T	Quantity (Pcs/Reel) 数量 (个/卷)
CFX0706FS	16.0	6.5	7.5	6.3	1.5	7.5	1.75	12	4.0	2.0	0.4	500pcs

金属粉芯磁环电感 CKTC 系列

METAL POWDER TOROIDAL CORE INDUCTOR CKTC Series

● FEATURES 特性

1.MPP 材质具有高Q值，高负载特性，是精密音频转换电路的优选磁材;
MPP series aire excellent choices for precision audio frequency turned cicuits, High Q filters,loading coils,EMI filters.
2. Hi-Flux系列用于开关稳压器，噪音滤波器，脉冲和回扫变压器。
Hi-flux series are ideal for switching regulator inductors,in line noise filters, pulse and fly-back transformer applicationgs.
3. MSS系列损耗低，能量储存高于MPP系列，用于开关电源的储能和滤波。
Super-MSS series are designed to repalce iron powder by offering much lower losses, with energy storange capability higher than MPP series,and are excellent choices for energy storage and filter inductor applications in switching mode power supplies.

● APPLICATIONS 用途

1. 适用于各种功率变换器和线路滤波器;
Useful in a wide variety of power converter and line filter applications.
2. 适用于PFC和储能电感，广泛应用于汽车电子、光伏领域;
Suitable for PFC and energy storage inductor, widely used in automotive electronics, photovoltaic fields.
3. 我们可以根据您的要求定制产品。请咨询我们的销售人员。
We can customize products according to your requirements. Please consult our sales.

● Part NumberING SYSTEM 品名系统

CCTCS □□□□ - 100uH / M - □□□□

- SERIAL CODE编号
- TOLERANCE CODE(OMISSIBLE) 公差(有时省略)
- INDUCTANCE电感值
- DIMENSIONS尺寸
- SERIES CODE品名

● SHAPES AND DIMENSIONS 外形尺寸 (Unit:mm)

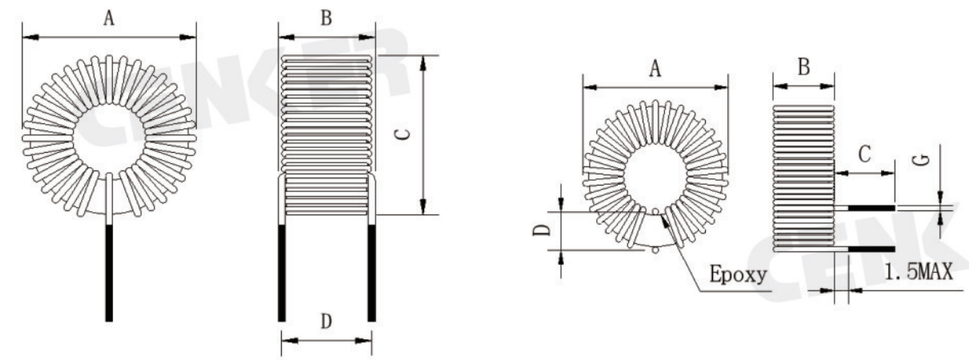

Unit: mm

TYPE(型号)	INDUCTANCE电感值	A	B	C	D	WORK FREQUENCY工作频率
CKTCS096125	10.0uH-125.0uH	13.0	6.5	13.0	6.0	0.01-1.0MHz
CKTCS112125	10.0uH-125.0uH	16.0	8.0	16.0	8.0	0.01-1.0MHz
CKTCS166125	10.0uH-125.0uH	21.0	11.0	21.0	10.0	0.01-1.0MHz
CKTCS172125	10.0uH-125.0uH	22.0	11.0	22.0	10.0	0.01-1.0MHz
CKTCS203125	10.0uH-125.0uH	25.0	12.0	25.0	12.0	0.01-1.0MHz
CKTCS270125	10.0uH-125.0uH	32.0	15.0	32.0	16.0	0.01-1.0MHz
CKTCS330125	10.0uH-125.0uH	37.5	13.5	37.5	18.0	0.01-1.0MHz

锰锌磁环电感-CKTC系列

Mn-Zn FERRITE TOROIDAL INDUCTORS-CKTC Series

● FEATURES 特性

1.对若干扰具有极好的抑制作用，在较宽的频率范围内呈现出无共振插入损耗特性；（共模电感）
Excellent inhibitory effect on interference, and exhibits no resonance insertion loss characteristics in a wide frequency range; (common mode inductors)
2.具有高抗干扰稳定性，抗射频干扰和突发信号；（共模电感）
With high anti-interference stability, anti-RF interference and burst signal; (common mode inductors)
3.低磁损，高饱和电流 (CKTCS)；
Low magnetic loss, high saturation current; (CKTCS)

● APPLICATIONS 用途

1.用于EMI/RFI扼流圈、输入滤波器。
Useful in a wide variety of EMI/RFI choke,input filter.
2.如果你有定制化需求，请联系我们。
We can customize products according to your requirements. Please consult our sales.

● Part NumberING SYSTEM 品名系统

CKTC □□□□ - 100uH / M - □□□□

- SERIAL CODE编号
- TOLERANCE CODE(OMISSIBLE) 公差(有时省略)
- INDUCTANCE电感值
- DIMENSIONS尺寸
- SERIES CODE品名

● SHAPES AND DIMENSIONS 外形尺寸 (Unit:mm)

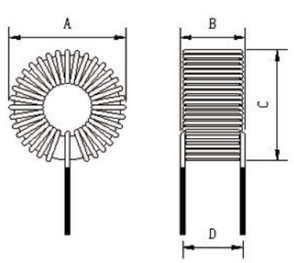

Fig.1

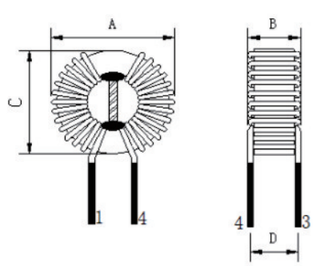

Fig.2

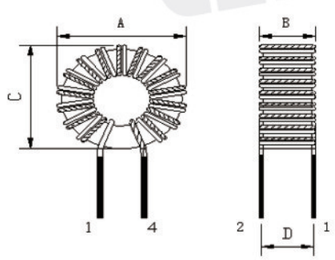

Fig.3

● DIFFERENTIAL MODE INDUCTANCE：差模电感

TYPE	INDUCTANCE电感值	Fig	A	B	C	(D)
CKTC3726	2.0uH~35uH	1	12.0	5.5	12.0	4.5
CKTC3826	2.0uH~45uH	1	12.0	7.0	12.0	6.0
CKTC4426	3.0uH~50uH	1	13.0	6.0	13.0	5.0
CKTC5026	5.0uH~60uH	1	15.0	8.0	15.0	6.0
CKTC6026	5.0uH~70uH	1	18.0	8.5	18.0	7.0
CKTC6826	22uH~500uH	1	22.0	11.0	22.0	6.0
CKTC8026	50uH~1000uH	1	26.0	13.0	26.0	8.0
CKTC9026	90uH~1800uH	1	29.5	15.0	29.5	11.0
CKTC10626	90uH~2000uH	1	36.0	19.5	36.0	13.0
CKTCS078125	2.2uH~33uH	1	11.0	6.0	11.0	4.0
CKTCS096125	4.7uH~200uH	1	13.0	6.5	13.0	5.0
CKTCS097125	4.7uH~300uH	1	13.0	7.0	13.0	5.5
CKTCS102125	4.7uH~300uH	1	13.5	7.0	13.5	5.5
CKTCS112125	4.7uH~200uH	1	16.0	8.0	16.0	6.0
CKTCS127125	10uH~470uH	1	18.0	9.5	18.0	6.5
CKTCS172125	10uH~470uH	1	22.0	11.5	22.0	8.0
CKTCS203125	10uH~470uH	1	25.0	12.0	25.0	8.5
CKTCS270125	22uH~560uH	1	33.0	17.0	33.0	13.0

● COMMON MODE INDUCTANCE：共模电感

TYPE	INDUCTANCE电感值	Fig	A	B	C	(D)
CKTC050303	1.0uH~470uH	3	8.0	6.0	8.0	4.0
CKTC060303	1.0uH~650uH	3	9.0	6.0	9.0	4.0
CKTC080403	1.0uH~700uH	3	11.0	7.0	11.0	4.5
CKTC090503	5.0uH~1000uH	2、3	12.5	7.5	12.5	4.5
CKTC100604	5.0uH~1200uH	2、3	14.5	8.5	14.5	5.0
CKTC120705	6.0uH~10000uH	2、3	17.0	10.0	17.0	6.0
CKTC140807	10uH~20000uH	2、3	19.0	13.0	19.0	8.0
CKTC160905	10uH~20000uH	2、3	21.0	11.0	21.0	6.5
CKTC181007	10uH~30000uH	2	23.5	14.0	23.5	8.5
CKTC201010	22uH~30000uH	2	26.5	17.0	26.5	11.5
CKTC221408	22uH~35000uH	2	29.0	16.0	29.0	9.5
CKTC251510	22uH~35000uH	2	33.0	18.5	33.0	12.0
CKTC311913	33uH~35000uH	2	40.0	20.0	40.0	16.0

● Apply 应用

DC/DC转换器，EMI过滤器应用；
Each DC / DC converter, EMI filter application
电源线输入和输出滤波器,针对突发信号进行优化；EMC滤波、电源线路滤波、共模干扰抑制。
Power line input and output filter are optimized for burst signal; EMC filter, power line
针对突发信号优化了电力线输入和输出滤波器；EMC滤波器，电源线
filter, and co-mode interference suppression.
滤波器，和共模干扰抑制。

● Features Parameter 特性参数

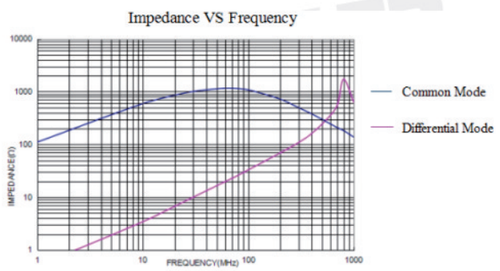

CKTC080403-6uH

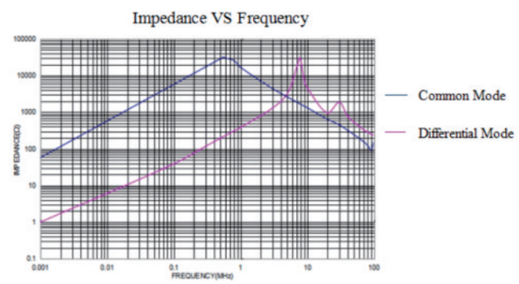

CKTC120705-12mH

镍锌磁环电感-CKTC系列

Ni-Zn Ferrite Toroidal Inductors-CKTC Series

● FEATURES 特性

1. 具有较宽范围的高频(1-100MHz)响应，高阻抗，低损耗；
Wide range of high frequency (1-100mhz) response, high impedance, low power loss.

● APPLICATIONS 用途

1. 用于EMI/RFI扼流圈、输入滤波器。
Using in a wide variety of EMI/RFI choke,input filter.
2. 如果你有定制化需求，请联系我们。
We can customize products according to your requirements. Please contact us.

● Part NumberING SYSTEM 品名系统

CKTC □□□□ - 100uH / M - □□□□

- SERIAL CODE编号
- TOLERANCE CODE(OMISSIBLE) 公差(有时省略)
- INDUCTANCE电感值
- DIMENSIONS尺寸
- SERIES CODE品名

● SHAPES AND DIMENSIONS 外形尺寸 (Unit:mm)

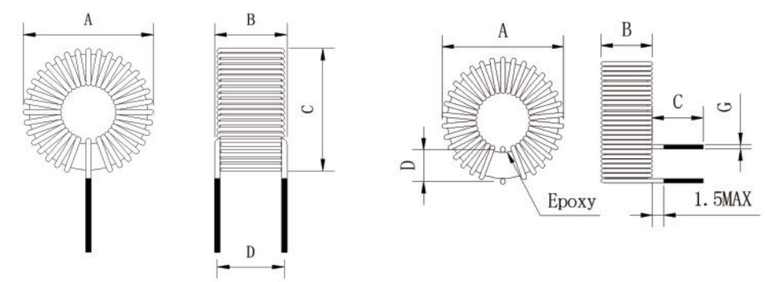

Unit: mm

TYPE(型号)	INDUCTANCE电感值	A	B	C	D	WORK FREQUENCY工作频率
T4.5*3*2	1.0uH-10.0uH	6.5	5.0	6.5	3.0	0.01-0.5MHz
T6*3*3	2.0uH-15.0uH	8.0	6.0	8.0	4.0	0.01-0.5MHz
T8*4*4	3.0uH-20.0uH	12.0	8.0	12.0	6.0	0.01-0.5MHz
T9*5*3	5.0uH-20.0uH	13.0	7.0	14.0	6.0	0.01-0.5MHz
T12*6*5.5	8.0uH-20.0uH	16.0	9.5	17.0	8.0	0.01-0.5MHz
T14*10.6	8.0uH-20.0uH	18.0	10.0	18.0	8.0	0.01-0.5MHz
T16*12*8	10.0uH-25.0uH	20.0	12.0	20.0	10.0	0.01-0.5MHz
T18*10*6	10.0uH-30.0uH	22.0	10.0	22.0	8.0	0.01-0.5MHz
T20*10*7	10.0uH-30.0uH	24.0	11.0	24.0	9.0	0.01-0.5MHz
T22*13.5*8	10.0uH-40.0uH	26.0	12.0	16.0	10.0	0.01-0.5MHz
T36*25*12	15.0uH-150.0uH	30.0	16.0	30.0	11.0	0.01-0.5MHz

非晶纳米晶磁环电感-CKTC系列

Amorphous nanocrystalline Toroidal Inductors-CKTC Series

● FEATURES 特性

1. 高饱和磁感应、高磁导率、低损耗特性;
High saturation magnetic induction, high permeability and low loss characteristics;
2. 大电流叠加特性;
Excellent current stack characteristics;
3. 温度稳定性好，工作温度范围-55℃~ 150℃;
Good temperature stability, operating temperature range -55℃ ~ 150℃;

● APPLICATIONS 用途

1.大功率开关滤波器电感;
Filter inductor in high power switching;
2.UPS主变压器;
Main transformer in UPS;
3.如果您需要定制化服务，请联系我们。
We can customize products according to your requirements. Please consult our sales.

● Part NumberING SYSTEM 品名系统

CKTC □□□□ - 100uH / M - □□□□

- SERIAL CODE编号
- TOLERANCE CODE(OMISSIBLE) 公差(有时省略)
- INDUCTANCE电感值
- DIMENSIONS尺寸
- SERIES CODE品名

● SHAPES AND DIMENSIONS 外形尺寸 (Unit:mm)

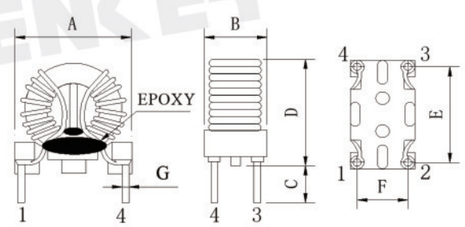

Unit: mm

TYPE(型号)	INDUCTANCE电感值	A	B	C	D	WORK FREQUENCY工作频率
CKTCBN090604	0.1mH-10.0mH	14.0 MAX	14.0 MAX	4.0±0.5	16.0 MAX	1.0-100.0kHz
CKTCBN262010	0.2mH-20.0mH	32.0 MAX	20.0 MAX	4.0±0.5	35.0 MAX	1.0-100.0kHz
CKTCBN363015	0.3mH-30.0mH	43.0 MAX	30.0 MAX	4.0±0.5	47.0 MAX	1.0-100.0kHz
CKTCBN484010	0.4mH-40.0mH	55.0 MAX	25.0 MAX	4.0±0.5	58.0 MAX	1.0-100.0kHz
CKTCBN554510	0.5mH-50.0mH	62.0 MAX	28.0 MAX	4.0±0.5	65.0 MAX	1.0-100.0kHz
CKTCBN655230	0.6mH-60.0mH	73.0 MAX	45.0 MAX	4.0±0.5	77.0 MAX	1.0-100.0kHz
CKTCBN908015	0.7mH-70.0mH	104.0 MAX	30.0 MAX	4.0±0.5	107.0 MAX	1.0-100.0kHz
CKTCBN908020	0.8mH-80.0mH	104.0 MAX	25.0 MAX	4.0±0.5	107.0 MAX	1.0-100.0kHz
CKTCBN998720	0.9mH-90.0mH	113.0 MAX	35.0 MAX	4.0±0.5	116.0 MAX	1.0-100.0kHz

铁粉芯磁环电感-CKTC 系列

IRON POWDER TOROIDAL INDUCTORS-CKTC Series

● FEATURES 特性

1.环形磁芯,气隙均匀分布;
Ring core, air gap evenly distributed.
2. 高饱和电流。
High saturation current.

● APPLICATIONS 用途

1. 适用于多种功率变换器和线路滤波器。
Useful in a wide variety of power converter and line filter applications.
2. 如果你有定制化需求，请联系我们。
We can customize products according to your requirements. Please contact us.

● Part NumberING SYSTEM 品名系统

CKTC □□□□ - 100uH / M - □□□□

- SERIAL CODE编号
- TOLERANCE CODE(OMISSIBLE) 公差(有时省略)
- INDUCTANCE电感值
- DIMENSIONS尺寸
- SERIES CODE品名

● SHAPES AND DIMENSIONS 外形尺寸 (Unit:mm)

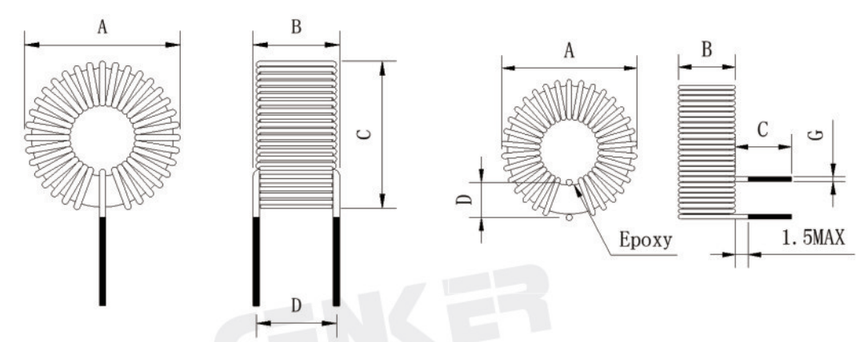

TYPE(型号)	INDUCTANCE电感值	A	B	C	D	WORK FREQUENCY工作频率
T16-26,52	1.0uH-10.0uH	6.0	3.5	6.0	2.5	10.0-100.0kHz
T20-26,52	1.0uH-10.0uH	7.0	4.0	7.0	3.0	10.0-100.0kHz
T25-26,52	1.0uH-15.0uH	8.5	4.5	8.5	3.5	10.0-100.0kHz
T26-26,52	1.0uH-25.0uH	8.5	7.0	8.5	6.0	10.0-100.0kHz
T30-26,52	2.0uH-30.0uH	10.0	5.5	10.0	4.5	10.0-100.0kHz
T37-26,52	2.0uH-35.0uH	12.0	5.5	12.0	4.5	10.0-100.0kHz
T38-26,52	2.0uH-45.0uH	12.0	7.0	12.0	6.0	10.0-100.0kHz
T44-26,52	3.0uH-50.0uH	13.0	6.0	13.0	5.0	10.0-100.0kHz
T50-26,52	5.0uH-60.0uH	15.0	8.0	15.0	6.0	10.0-100.0kHz
T51-26,52	5.0uH-60.0uH	12.0	8.5	12.0	7.0	10.0-100.0kHz
T60-26,52	5.0uH-70.0uH	18.0	8.5	18.0	7.0	10.0-100.0kHz
T68-26,52	5.0uH-75.0uH	21.0	8.5	21.0	7.0	10.0-100.0kHz
T72-26,52	5.0uH-75.0uH	21.0	9.0	21.0	7.0	10.0-100.0kHz
T80-26,52	5.0uH-80.0uH	24.0	9.0	24.0	8.0	10.0-100.0kHz
T90-26,52	5.0uH-80.0uH	27.0	13.0	27.0	11.0	10.0-100.0kHz
T94-26,52	5.0uH-80.0uH	27.0	11.0	27.0	9.0	10.0-100.0kHz
T106-26,52	5.0uH-80.0uH	31.0	14.0	31.0	12.0	10.0-100.0kHz
T130-26,52	0.5mH-3.0mH	36.0	14.0	36.0	12.0	10.0-100.0kHz
T131-26,52	0.5mH-3.0mH	36.0	14.0	36.0	12.0	10.0-100.0kHz
T141-26,52	0.7mH-3.2mH	39.0	14.0	39.0	12.0	10.0-100.0kHz
T150-26,52	1.0mH-3.5mH	42.0	14.0	42.0	12.0	10.0-100.0kHz
T157-26,52	1.0mH-3.5mH	43.0	17.0	43.0	15.0	10.0-100.0kHz
T175-26,52	1.0mH-3.7mH	48.0	19.0	48.0	17.0	10.0-100.0kHz
T184-26,52	1.0mH-3.5mH	51.0	22.0	51.0	19.0	10.0-100.0kHz
T200-26,52	2.0mH-4.0mH	55.0	28.0	55.0	26.0	10.0-100.0kHz
T201-26,52	2.0mH-4.0mH	55.0	25.0	55.0	23.0	10.0-100.0kHz
T225-26,52	2.0mH-4.0mH	60.0	18.0	60.0	16.0	10.0-100.0kHz
T250-26,52	2.0mH-4.0mH	68.0	30.0	68.0	27.0	10.0-100.0kHz
T300-26,52	2.0mH-4.0mH	81.0	40.0	81.0	25.0	10.0-100.0kHz
T400-26,52	2.0mH-4.0mH	115.0	50.0	115.0	30.0	10.0-100.0kHz

方形锰锌磁环电感-CKCMV系列

SQUARE Mn-Zn FERRITE TOROIDAL INDUCTORS-CKCM Series

● FEATURES 特性

1. 封闭磁通设计，减少漏磁和电磁干扰(EMI)。
Closed magentic circuit design reduces leakage flux and Electro Magnetic Interference(EMI).
2.扁平铜线具有更好的过电流能力;
Flat copper wire has better overcurrent capacity;
3. 自动化生产确保高质量和一致性。
Automatic production ensures high quality and consistency.

● APPLICATIONS 用途

1.避免交流侧免受开关调节器的影响。
Protects AC side from the affecls of switching regulators.
2.用于EMI/RFI扼流圈、输入滤波器。
Useful in a wide variety of EMI/RFI choke,input filter.
3.如果你有定制化需求，请联系我们。
We can customize products according to your requirements. Please consult our sales.

● Part NumberING SYSTEM 品名系统

CKCMV XXXX - XXmH / Min - AXXXX

- AXXXX: SERIAL NUMBER
- Min: TOLERANCE
- XXmH: INDUCTANCE
- XXXX: SIZE CODE
- CKCMV: SERIES NAME

● SHAPES AND DIMENSIONS 外形尺寸 (Unit:mm)

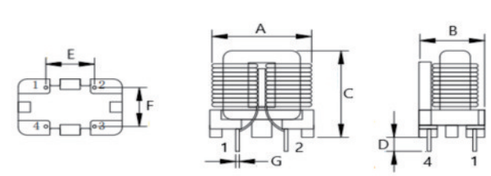

Figure 1

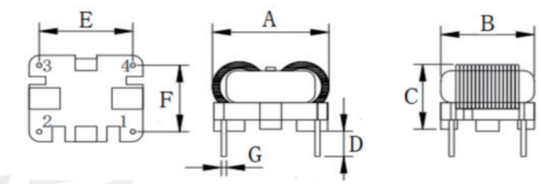

Figure 2

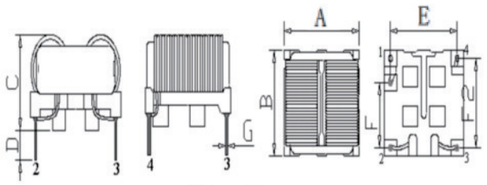

Figure 3

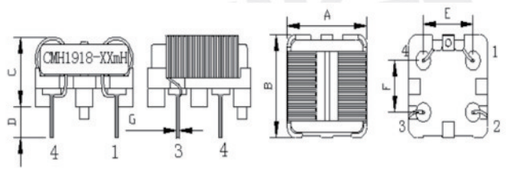

Figure 4

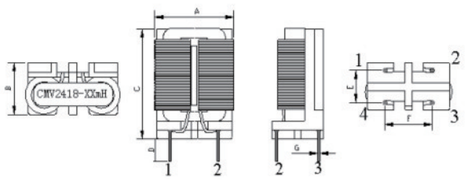

Figure 5

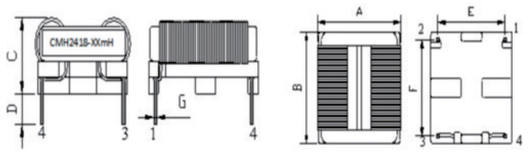

Figure 6

● RECOMMENDED PATTERNS 推荐的焊盘（mm）

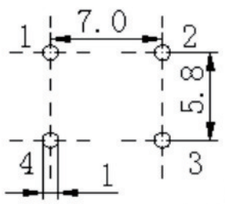

Figure 7

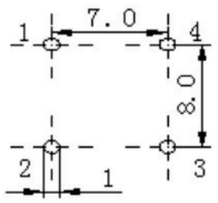

Figure 8

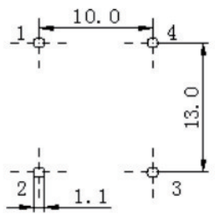

Figure 9

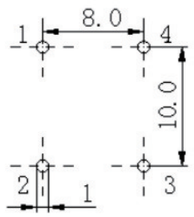

Figure 10

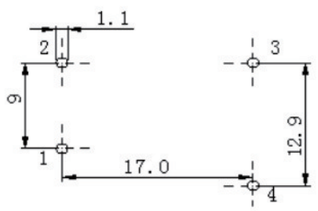

Figure 11

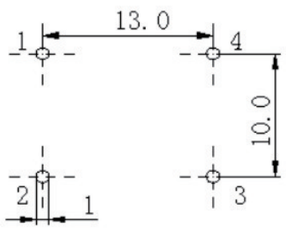

Figure 12

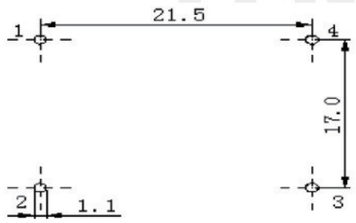

Figure 13

TYPE（型号）	A (Max)	B (Max)	C (Max)	D (±0.5)	E (±0.5)	F (±0.5)	FIGURE（图片）
CKCMV1010	15.0	8.0	13.5	3.5	7.0	5.8	Figure 1,7
CKCMV1212	19.5	12.5	18.5	3.5	8.0	7.0	Figure 1,8
CKCMH1212	18.0	15.0	13.0	3.5	13.0	10.0	Figure 2,9
CKCMV1515	22.0	13.0	20.0	3.5	10.0	8.0	Figure 1,10
CKCMH1515	22.0	18.0	15.0	3.5	17.0	9.0	Figure 3,11
CKCMV1918	23.5	15.0	28	3.5	10.0	13.0	Figure1,9
CKCMH1918	23.5	23.5	15	3.5	13.0	10.0	Figure4,12
CKCMV2418	26.0	16.0	32.0	3.5	10.0	13.0	Figure5,9
CKCMH2418	25.2	26.0	17.0	3.5	17.0	21.5	Figure6,13

● ELECTRICAL CHARACTERISTICS 电性参数

Part Number 型号	L1&L2 电感值 (mH)	DCR 直流电阻(Ω) Max.	Rated Current at 25℃ 额定电流(A) Max.	Rated Voltage 额定电压(V)	Test Frequency 测试频率 L1&L2
CKCMV1010-10mH/Min	10	0.200	1.9	250	1KHz/0.25V
CKCMV/H1212-1mH/Min	1	0.095	3.0	250	1KHz/0.25V
CKCMV/H1212-5mH/Min	5	0.130	2.3	250	1KHz/0.25V
CKCMV/H1212-10mH/Min	10	0.170	2.0	250	1KHz/0.25V
CKCMV/H1212-15mH/Min	15	0.250	1.7	250	1KHz/0.25V
CKCMV/H1212-20mH/Min	20	0.250	1.0	250	1KHz/0.25V
CKCMV/H1515-5mH/Min	5	0.180	3.5	250	1KHz/0.25V
CKCMV/H1515-10mH/Min	10	0.120	2.8	250	1KHz/0.25V
CKCMV/H1515-15mH/Min	15	0.250	2.5	250	1KHz/0.25V
CKCMV/H1515-20mH/Min	20	0.250	2.1	250	1KHz/0.25V
CKCMV/H1515-25mH/Min	20	0.280	1.8	250	1KHz/0.25V
CKCMV/H1515-30mH/Min	30	0.320	1.5	250	1KHz/0.25V
CKCMV/H1918-5mH/Min	5	0.070	4.2	250	1KHz/0.25V
CKCMV/H1918-10mH/Min	10	0.220	2.3	250	1KHz/0.25V
CKCMV/H1918-20mH/Min	20	0.240	2.0	250	1KHz/0.25V
CKCMV/H1918-25mH/Min	25	0.350	1.2	250	1KHz/0.25V
CKCMV/H2418-5mH/Min	5	0.050	4.0	250	1KHz/0.25V
CKCMV/H2418-10mH/Min	10	0.120	3.6	250	1KHz/0.25V
CKCMV/H2418-15mH/Min	15	0.150	2.5	250	1KHz/0.25V
CKCMV/H2418-20mH/Min	20	0.180	2.3	250	1KHz/0.25V

插件共模滤波器 CKUU系列

DIP COMMON MODE FILTER CKUU Series

● FEATURES 特性

1. 铁氧体磁芯，漏磁少，EMI性能好;
Ferrite core, less magnetic leakage, good EMI performance;
2. 高阻抗，开放式结构，散热效果好;
High impedance, open structure, good heat dissipation effect;
3. 通用材料，成本低，快速交付;
General purpose materials, low cost, quick delivery;
4.自动化生产确保高质量和一致性。
Automatic production ensures high quality and consistency.

● APPLICATIONS 用途

1.避免交流侧免受开关调节器的影响。
Protects AC side from the affecls of switching regulators.
2.用于EMI/RFI扼流圈、输入滤波器。
Useful in a wide variety of EMI/RFI choke,input filter.
3.如果你有定制化需求，请联系我们。
We can customize products according to your requirements. Please consult our sales.

● Part NumberING SYSTEM 品名系统

CKUU 16 - 2mH / Min - □□□□

- SERIAL CODE
- TOLERANCE
- INDUCTANCE
- SIZE CODE
- SERIES NAME

● SHAPES AND DIMENSIONS 外形尺寸 (Unit:mm)

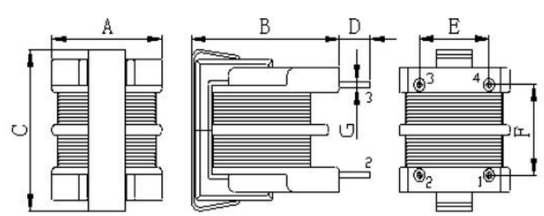

TYPE(型号)	A	B	C	D	E	F	G
CKUU9.8	12.5Max	17.0Max	16.0Max	4.0 ±0.5	7.0±0.5	8.0±0.5	0.6±0.1
CKUU10.5	17.5Max	23.0Max	20.0Max	4.0 ±0.5	10.0±0.5	13.0±0.5	0.7±0.1
CKUU16	20.0Max	29.0Max	24.0Max	4.0 ±0.5	10.0±0.5	13.0±0.5	0.7±0.1

插件共模滤波器 CKUT系列

DIP COMMON MODE FILTER CKUT Series

● FEATURES 特性

1. 全封闭铁氧体铁芯，无漏磁通，EMI性能优良;
Fully enclosed ferrite core, no leakage magnetic flux, excellent EMI performance;
2. 高阻抗，开放式结构，散热效果好;
High impedance, open structure, good heat dissipation effect;
3. 通用材料，成本低，快速交付;
General purpose materials, low cost, quick delivery;
4.自动化生产确保高质量和一致性。
Automatic production ensures high quality and consistency.

● APPLICATIONS 用途

1.避免交流侧免受开关调节器的影响。
Protects AC side from the affecls of switching regulators.
2.用于EMI/RFI扼流圈、输入滤波器。
Useful in a wide variety of EMI/RFI choke,input filter.
3.如果你有定制化需求，请联系我们。
We can customize products according to your requirements. Please consult our sales.

● Part NumberING SYSTEM 品名系统

CKUT 20 - 1mH / Min - □□□□

- SERIAL CODE
- TOLERANCE
- INDUCTANCE
- SIZE CODE
- SERIES NAME

● SHAPES AND DIMENSIONS 外形尺寸 (Unit:mm)

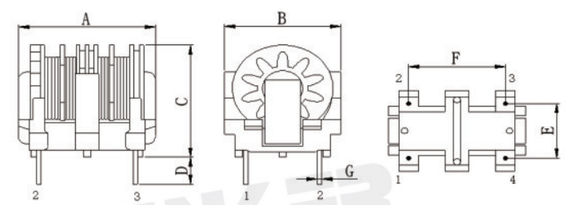

TYPE(型号)	A	B	C	D	E	F	G
CKUT20	22.5Max	17.5Max	23.0Max	4±0.5	10±0.5	13±0.5	0.8±0.1
CKET20	23.0Max	23.0Max	16.0Max	4±0.5	14±0.5	17±0.5	0.8±0.1
CKET24	25.5Max	25.5Max	22.0Max	4±0.5	15±0.5	21±0.5	0.8±0.1

插件共模滤波器 CKET系列

DIP COMMON MODE FILTER CKET Series

● FEATURES 特性

1. 全封闭铁氧体铁芯，无漏磁通，EMI性能优良;
Fully enclosed ferrite core, no leakage magnetic flux, excellent EMI performance;
2. 高阻抗，开放式结构，散热效果好;
High impedance, open structure, good heat dissipation effect;
3. 通用材料，成本低，快速交付;
General purpose materials, low cost, quick delivery;
4.自动化生产确保高质量和一致性。
Automatic production ensures high quality and consistency.

● APPLICATIONS 用途

1.避免交流侧免受开关调节器的影响。
Protects AC side from the affecls of switching regulators.
2.用于EMI/RFI扼流圈、输入滤波器。
Useful in a wide variety of EMI/RFI choke,input filter.
3.如果你有定制化需求，请联系我们。
We can customize products according to your requirements. Please consult our sales.

● Part NumberING SYSTEM 品名系统

CKET 20 - 1mH / Min - □□□□

- SERIAL CODE
- TOLERANCE
- INDUCTANCE
- SIZE CODE
- SERIES NAME

● SHAPES AND DIMENSIONS 外形尺寸 (Unit:mm)

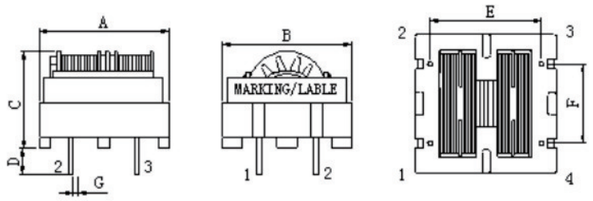

TYPE(型号)	A	B	C	D	E	F	G
CKET20	22.0Max	22.0Max	19.0Max	4±0.5	13.0±0.5	10.0±0.5	0.8±0.1
CKET24	26.0Max	26.0Max	21.5Max	3.5±0.5	15.0±0.5	21.0±0.5	0.8±0.1

绕线共模电感

WIRE WOUND CHIP COMMON MODE COIL

● FEATURES 特性

1.High common mode impedance at high frequency effects excellent noise suppression performance.
高频共模阻抗高，噪声抑制性能优良。
2.20Ω~2000Ω are optional for different noise level and signal frequency.
对于不同的噪声电频和信号频率，选择20Ω~2000Ω阻抗。

● APPLICATIONS 用途

1.USB 2.0 line for personal computers and peripheral.
电脑和外围设备的USB 2.0线路。
2.IEEE 1394 line for personal computers, DVC, STB.
用于计算机、DVC、机顶盒的IEEE 1394线路。
3.LVDS, panel line for liquid display panels, graph card,etc.
LVDS，用于液体显示面板的面板线，图形卡等。
3.USB 3.0 line or HDMI2.0 for personal computers and peripheral.
电脑和外围设备的USB 3.0或HDMI2.0线路。

● Part NumberING SYSTEM 品名系统

CMC 3216 S - 102 - 2P - T
A B C D E F

A: TYPE 型号 B: External Dimensions 外形尺寸 A*C C: Product type 产品类型
D: Impedance Value 阻抗值 102 = 1000Ω E: Number of line : 2P is 2-Line 双线 F: Packaging : T=Taping and reel

● SHAPES AND DIMENSIONS 外形尺寸 (Unit:mm)

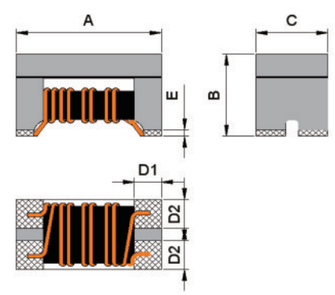

Recommended Land Pattern

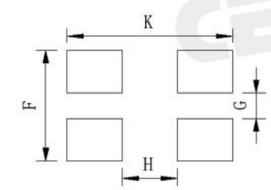

TYPE(型号)	A	B	C	D1	D2	E	F	G	H	K
CMC1210	1.25±0.2	0.8±0.1	1.0±0.2	0.33 Ref	0.36 Ref	0.10 Max	1.2 Ref	0.30 Ref	0.50 Ref	1.55 Ref
CMC2012	2.0±0.2	1.2±0.2	1.2±0.2	0.5 Ref	0.45 Ref	0.17 Max	1.2 Ref	0.4 Ref	0.8 Ref	2.6 Ref
CMC3216	3.2±0.2	2.0±0.2	1.6±0.2	0.7 Ref	0.6 Ref	0.22 Max	1.6 Ref	0.4 Ref	1.6 Ref	3.7 Ref
CML3416	3.4±0.2	2.0±0.2	1.6±0.2	0.7 Ref	0.6 Ref	0.22Max	1.7 Ref	0.5 Ref	1.7 Ref	3.7 Ref
CMC3225	3.2±0.2	2.2±0.2	2.5±0.2	0.7 Ref	0.85 Ref	0.25 Max	2.7 Ref	0.6 Ref	2.2 Ref	4.0 Ref
CMC4532	4.5±0.2	2.8±0.2	3.2±0.2	0.8 Ref	1.1 Ref	0.5 Max	3.2 Ref	1.0 Ref	2.7 Ref	5.1 Ref
CML4532	4.5±0.2	2.8±0.2	3.2±0.2	1.0 Ref	1.2 Ref	0.5 Max	3.4 Ref	1.0 Ref	2.0 Ref	4.8 Ref

● STRUCTURE AND MATERIAL 结构与材料

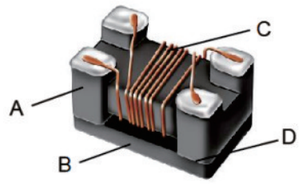

Part	Components (组件)	Material (材料)
A	Core	Ferrite
B	I Core	Ferrite
C	Wire	Polyurethane enameled copper wire
D	Epoxy	Epoxy resin

● TEMPERATURE RATING 额定温度

1. Operating temperature range (individual chip without packing): -40℃ to +125℃
工作温度范围：-40℃ ~ +125℃
2. Storage temperature range (packaging conditions): -10℃~+40℃ and RH 70% (Max.)
储存温度范围（包装条件）：-10℃~+40℃，相对湿度70%（最大值）

● TEST AND MEASUREMENT PROCEDURES 测试项目与测试条件

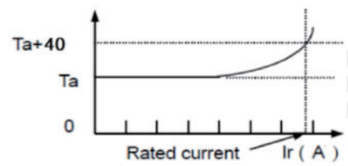

1. Common Mode Impedance 共模阻抗(Ω)
Test equipment: Keysight E4991B / Agilent 4787A or equivalent
测试设备:Keysight E4991B / Agilent 4787A或同等产品
2. DC Resistance 直流电阻(DCR)
Test equipment: Agilent34420A / Agilent 4338B or equivalent
3. Rated Current 额定电流 (Irms)
Irms is direct electric current as chip surface temperature rose just 20 or 40 against chip initial surface temperature
电感加载直流电，电感表面温度相比于电感初始表面温度升高20度或40度
(Ta)，Temperature rise: Rated Current < 1A ΔT 20℃ Max
Rated Current ≥ 1A ΔT 40℃ Max
4. Insulation Resistance 绝缘电阻
Test equipment: Chroma or equivalent TH2683A / Zx6583
测试设备:Chroma/TH2683A / ZX6583或等效设备

● Reflow Soldering 回流焊

Re-flowing Profile
Preheat condition: 150~200 /60~120sec.
Allowed time above 217C: 60~90sec.
Max temp: 260
Max time at max temp: 10sec
Solder paste: Sn/3.0Ag/0.5Cu
Allowed Reflow time: 2 times max

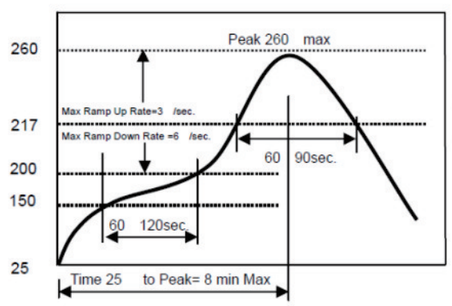

SPECIFICATION TABLE 规格特性表

CMC1210S Series

Part No. 型号	Common Mode Impedance 共模阻抗(Ω)	Test Frequency 测试频率(MHz)	DCR 直流电阻(Ω) Max	Rated Current 额定电流 (mA) Max.	Rated Voltage 额定电压 (Vdc)	Insulation Resistance 绝缘电阻(MΩ) Min.
CMC1210S-200-2P-T	20±25%	100	0.15	500	50	10
CMC1210S-300-2P-T	30±25%	100	0.18	430	50	10
CMC1210S-600-2P-T	60±25%	100	0.30	400	50	10
CMC1210S-900-2P-T	90±25%	100	0.30	400	50	10
CMC1210S-121-2P-T	120±25%	100	0.40	260	50	10
CMC1210S-161-2P-T	160±25%	100	0.40	260	50	10
CMC1210S-181-2P-T	180±25%	100	0.40	250	50	10
CMC1210S-201-2P-T	200±25%	100	0.40	250	50	10
CMC1210S-361-2P-T	360±25%	100	0.55	250	50	10

CMC1210U Series

Part No. 型号	Common Mode Impedance 共模阻抗(Ω)	Test Frequency 测试频率(MHz)	DCR 直流电阻(Ω) Max	Rated Current 额定电流 (mA) Max.	Rated Voltage 额定电压 (Vdc)	Insulation Resistance 绝缘电阻(MΩ) Min.
CMC1210U-350-2P-T	35±25%	100	0.30	400	50	10
CMC1210U-500-2P-T	50±25%	100	0.30	300	50	10
CMC1210U-600-2P-T	60±25%	100	0.30	300	50	10
CMC1210U-900-2P-T	90±25%	100	0.30	300	50	10
CMC1210U-121-2P-T	120±25%	100	0.40	280	50	10

CMC2012S Series

Part No. 型号	Common Mode Impedance 共模阻抗(Ω)	Test Frequency 测试频率(MHz)	DCR 直流电阻(Ω) Max	Rated Current 额定电流 (mA) Max.	Rated Voltage 额定电压 (Vdc)	Insulation Resistance 绝缘电阻(MΩ) Min.
CMC2012S-300-2P-T	30±25%	100	0.20	450	50	10
CMC2012S-670-2P-T	67±25%	100	0.25	400	50	10
CMC2012S-800-2P-T	80±25%	100	0.30	400	50	10
CMC2012S-900-2P-T	90±25%	100	0.30	400	50	10
CMC2012S-121-2P-T	120±25%	100	0.30	400	50	10
CMC2012S-181-2P-T	180±25%	100	0.35	350	50	10
CMC2012S-201-2P-T	200±25%	100	0.35	330	50	10
CMC2012S-261-2P-T	260±25%	100	0.40	300	50	10
CMC2012S-301-2P-T	300±25%	100	0.40	300	50	10
CMC2012S-371-2P-T	370±25%	100	0.45	280	50	10
CMC2012S-461-2P-T	460±25%	100	0.45	300	50	10
CMC2012S-601-2P-T	600±25%	100	0.60	300	50	10
CMC2012S-801-2P-T	800±25%	100	0.75	300	50	10
CMC2012S-901-2P-T	900±25%	100	0.80	300	50	10
CMC2012S-102-3P-T	1000±25%	100	0.80	150	50	10
CMC2012S-122-2P-T	1200±25%	100	0.80	300	50	10

CMC2012U Series

Part No. 型号	Common Mode Impedance 共模阻抗(Ω)	Test Frequency 测试频率(MHz)	DCR 直流电阻(Ω) Max	Rated Current 额定电流 (mA) Max.	Rated Voltage 额定电压 (Vdc)	Insulation Resistance 绝缘电阻(MΩ) Min.
CMC2012U-300-2P-T	30±25%	100	0.20	400	50	10
CMC2012U-600-2P-T	60±25%	100	0.30	300	50	10
CMC2012U-900-2P-T	90±25%	100	0.30	300	50	10
CMC2012U-121-2P-T	120±25%	100	0.35	330	50	10

CML/CMC3216S Series

Part No. 型号	Common Mode Impedance 共模阻抗(Ω)	Test Frequency 测试频率(MHz)	DCR 直流电阻(Ω) Max	Rated Current 额定电流 (mA) Max.	Rated Voltage 额定电压 (Vdc)	Insulation Resistance 绝缘电阻(MΩ) Min.
CMC3216S-900-2P-T	90±25%	100	0.30	370	50	10
CMC3216S-601-2P-T	600±25%	100	0.80	260	50	10
CMC3216S-102-2P-T	1000±25%	100	1.00	230	50	10
CMC3216S-222-2P-T	2200±25%	100	1.20	200	50	10
CMC3216S-242-2P-T	2400±25%	100	1.20	200	50	10
CML3216S-600-2P-T	L:55uH Min	100kHZ,0.1v	1.70	200	50	10

CML/CMC3225 Series

Part No. 型号	Common Mode Impedance 共模阻抗(Ω)	Test Frequency 测试频率(MHz)	DCR 直流电阻(Ω) Max	Rated Current 额定电流 (mA) Max.	Rated Voltage 额定电压 (Vdc)	Insulation Resistance 绝缘电阻(MΩ) Min.
CMC3225S-900-2P-T	90±25%	100	0.05	1000	50	10
CMC3225S-161-2P-T	160±25%	100	0.12	680	50	10
CMC3225S-271-2P-T	270±25%	100	0.13	640	50	10
CMC3225S-501-2P-T	500±25%	100	0.20	1000	50	10
CMC3225S-601-2P-T	600±25%	100	0.20	1000	50	10
CMC3225S-801-2P-T	800±25%	100	0.20	1000	50	10
CMC3225S-901-2P-T	900±25%	100	0.20	1000	50	10
CMC3225S-102-2P-T	1000±25%	100	0.30	750	50	10
CMC3225S-222-2P-T	2200±25%	100	0.30	640	50	10
CMC3225S-242-2P-T	2400±25%	100	0.30	640	50	10
CML3225B-510-2P-T	L:51uH + 50%/-30%	100kHZ,0.1v	0.70	200	80	10
CML3225E-101-2P-T	L:100uH + 50%/-30%	100kHZ,0.1v	2.00	150	80	10

CMC3225H Series

Part No. 型号	Common Mode Impedance 共模阻抗(Ω)	Test Frequency 测试频率(MHz)	DCR 直流电阻(Ω) Max	Rated Current 额定电流 (mA) Max.	Rated Voltage 额定电压 (Vdc)	Insulation Resistance 绝缘电阻(MΩ) Min.
CMC3225H-501-2P-T	500±25%	100	0.10	2000	50	10
CMC3225H-102-2P-T	1000±25%	100	0.10	1500	50	10

CML3416 Series

Part No. 型号	Common Mode Impedance 共模阻抗(Ω)	Test Frequency 测试频率(MHz)	DCR 直流电阻(Ω) Max	Rated Current 额定电流 (mA) Max.	Rated Voltage 额定电压 (Vdc)	Insulation Resistance 绝缘电阻(MΩ) Min.	Capacitance 寄生电容 (pF) Max.
CML3416S-60uH/Min	60uH Min	100KHz,0.1v	1.70	200	50	10	18
CML3416C-600-2P-T	60uH Min	100KHz,0.1v	1.70	200	50	10	13
CML3416S-600-2P-T	60uH Min	100KHz,0.1v	1.10	200	50	10	15
CML3416S-40uH/Min	40uH Min	100KHz,0.1v	1.00	500	50	10	15
CML3416C-550-2P-T	55uH Min	100KHz,0.1v	1.10	200	50	10	8
CML3416S-150uH/Min CML3416S-151-2P-T	150uH Min	100KHz,0.1v	4.00	100	50	10	18

CMC4532 Series

Part No. 型号	Common Mode Impedance 共模阻抗(Ω)	Test Frequency 测试频率(MHz)	DCR 直流电阻(Ω) Max	Rated Current 额定电流 (mA) Max.	Rated Voltage 额定电压 (Vdc)	Insulation Resistance 绝缘电阻(MΩ) Min.
CMC4532S-900-2P-T	90±25%	100	0.05	3000	50	10
CMC4532S-121-2P-T	120±25%	100	0.05	3000	50	10
CMC4532S-201-2P-T	200±25%	100	0.10	1500	50	10
CMC4532H-231-2P-T	230±25%	100	0.05	3500	50	10
CMC4532S-331-2P-T	330±25%	100	0.11	1500	50	10
CMC4532H-421-2P-T	420±25%	100	0.055	3200	50	10
CMC4532S-601-2P-T	600±25%	100	0.12	1500	50	10
CMC4532H-601-2P-T	600±25%	100	0.06	2500	50	10
CMC4532S-801-2P-T	800±25%	100	0.16	1000	50	10
CMC4532H-801-2P-T	800±25%	100	0.10	1500	50	10
CMC4532H-901-2P-T	900±25%	100	0.08	2000	50	10
CMC4532H-102-2P-T	1000±25%	100	0.11	2100	50	10
CMC4532S-142-2P-T	1400±25%	100	0.20	700	50	10
CMC4532H-142-2P-T	1400±25%	100	0.10	2000	50	10
CMC4532S-222-2P-T	2200±25%	100	0.25	600	50	10
CMC4532S-1000Ω/Min	1000ΩMin L:51uH + 50%/-30%@100khz	10	1.00	200	50	10

CML4532S Series

Part No. 型号	Common Mode Impedance 共模阻抗(Ω)	Test Frequency 测试频率(MHz)	DCR 直流电阻(Ω) Max	Rated Current 额定电流 (mA) Max.	Rated Voltage 额定电压 (Vdc)	Insulation Resistance 绝缘电阻(MΩ) Min.	Inductance 感值
CML4532S-11uH	300Ω Min@10MHz	100	0.60	360	50	10	11uH +50%/-30%
CML4532S-220-2P-T	500Ω Min@10MHz	100	1.00	310	50	10	22uH +50%/-30%
CML4532S-600-2P-T	/	100	1.20	230	50	10	60uH.Min
CML4532S-101-2P-T	2000Ω Min@10MHz	100	2.00	200	50	10	100uH +50%/-30%
CML4532S-161-2P-T	/	100	5.00	100	50	10	160uH +50%/-30%

1. Operating temperature range : -40℃ ~ 105℃(Including self - temperature rise)
2. Storage temperature range (packaging conditions): -10℃~+40℃ and RH 70% (Max.)
3. Rated Current (Irms)

Irms is direct electric current as chip surface temperature rose just 20℃ or 40℃ against chip initial surface temperature (Ta)

Temperature rise: Rated Current < 1A ΔT 20℃ Max

Rated Current ≥ 1A ΔT 40℃ Max

● IMPEDANCE VS FREQUENCY CURVE 阻抗频率曲线

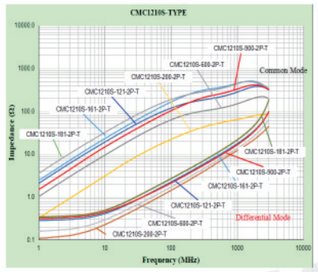

CMC1210 Series

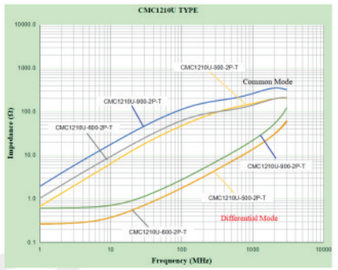

CMC1210U Series

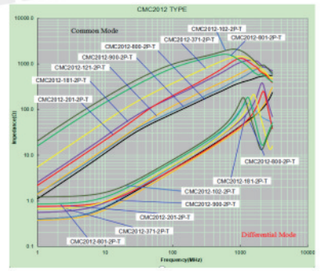

CMC2012 Series

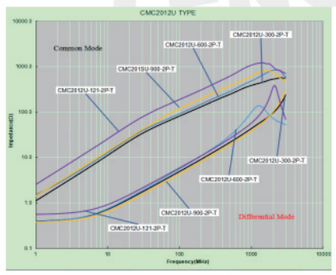

CMC2012U Series

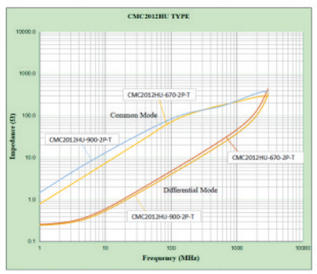

CMC2012HU Series

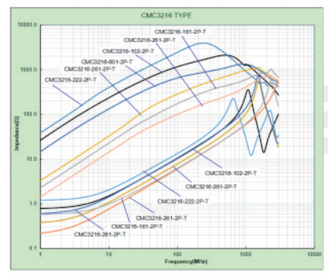

CMC3216 Series

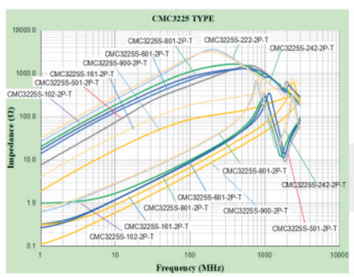

CMC3225S Series

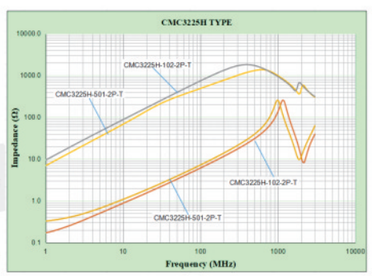

CMC3225H Series

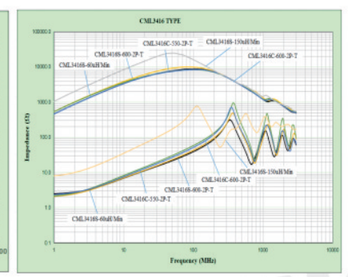

CML3416



CMC4532S Series



CMC4532HSeries

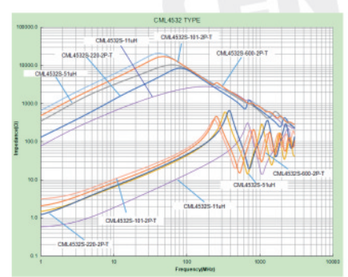

CML4532Series

PACKAGING SPECIFICATION 包装规格

1. Packaging - Cover Tape

The force for tearing off cover tape is 10 to 100 grams in the arrow direction.

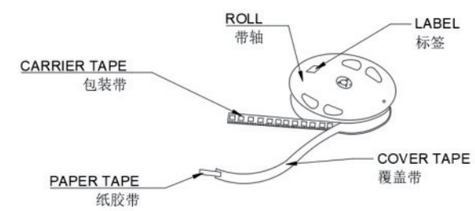

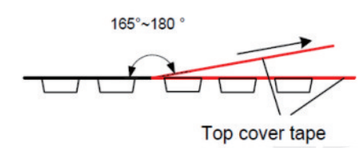

Peel-off speed: 300mm/min.

2. Packaging - Tape & Reel

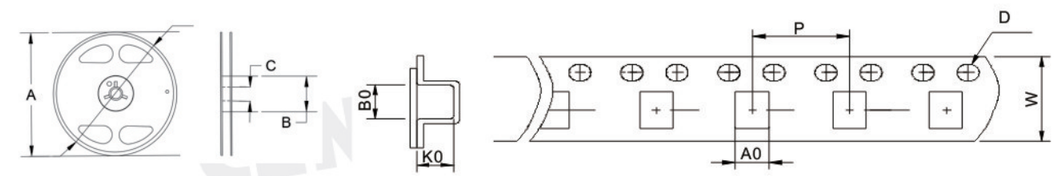

TYPE(型号)	Tape Dimension 载带尺寸(mm)						Reel Dimension 卷盘尺寸 (mm)			Quantity (Pcs/Reel) 数量 (个/卷)
	W	A0	B0	K0	D	P	A	B	C	
CMC1210	8	1.10	1.40	1.0	1.5	4	178	60	13	3000 pcs
CMC2012	8	1.55	2.45	1.5	1.5	4	178	60	13	2000 pcs
CMC3216	8	1.95	3.70	2.4	1.5	4	178	60	13	2000 pcs
CML3416	8	1.95	3.70	2.4	1.5	4	178	60	13	2000 pcs
CMC3225	12	2.9	3.5	2.7	1.5	8	330	10.75	2.3	3000 pcs
CMC4532	12	3.7	4.85	3	1.5	8	178	60	13	500 pcs

绕线变压器 CKEE系列

WIRE WINDING TRANSFORMER CKEE Series

● FEATURES 特性

1.铁氧体铁芯漏磁少，EMI性能好;
Ferrite core, less magnetic leakage, good EMI performance;
2.高阻抗，开放式结构，散热效果好;
High impedance, open structure, good heat dissipation effect;
3. 通用材料，成本低，快速交付;
General purpose materials, low cost, quick delivery;
4.自动化生产确保高质量和一致性。
Automatic production ensures high quality and consistency.

● APPLICATIONS 用途

1. 适用于AC-DC和DC-DC适配器，也可作为滤波器;
AC-DC and DC-DC adapters are available and can also be used as filters;
2. 消除噪音和干扰;
Provides noise elimination and immunlty for electrical equipments,etc
3. 我们可以根据您的要求定制产品。请联络我们的销售人员。
We can customize products according to your requirements. Please consult our sales.

● Part NumberING SYSTEM 品名系统

CKEE 8.3 - 1mH / Min - □□□□

- SERIAL CODE
- TOLERANCE
- INDUCTANCE
- SIZE CODE
- SERIES NAME

● SHAPES AND DIMENSIONS 外形尺寸 (Unit:mm)

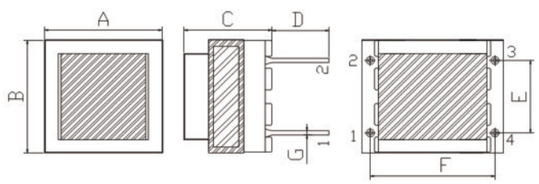

TYPE(型号)	A	B	C	D	E	F	G
CKEE6.5	7.8Max	7.8Max	8.2Max	2.0 ±0.5	4.5±0.3	5.3±0.3	0.5±0.1
CKEE8.3	10.0Max	10.0Max	10.0Max	4.0±0.5	5.0±0.3	6.8±0.5	0.5±0.1
CKEE10	12.5Max	12.5Max	13.0Max	4.0±0.5	5.0±0.3	9.0±0.5	0.6±0.1

绕线变压器 CKEE系列

WIRE WINDING TRANSFORMER CKEE Series

● FEATURES 特性

1.铁氧体铁芯漏磁少，EMI性能好;
Ferrite core, less magnetic leakage, good EMI performance;
2.高阻抗，开放式结构，散热效果好;
High impedance, open structure, good heat dissipation effect;
3. 通用材料，成本低，快速交付;
General purpose materials, low cost, quick delivery;
4.自动化生产确保高质量和一致性。
Automatic production ensures high quality and consistency.

● APPLICATIONS 用途

1. 适用于AC-DC和DC-DC适配器，也可作为滤波器;
AC-DC and DC-DC adapters are available and can also be used as filters;
2. 广泛应用于小功率开关电源适配器和LED驱动;
Widely used in low power supply and LED driver.
3. 我们可以根据您的要求定制产品。请联络我们的销售人员。
We can customize products according to your requirements. Please consult our sales.

● Part NumberING SYSTEM 品名系统

CKEE 13 - 1mH / K - □□□□

- SERIAL CODE
- TOLERANCE
- INDUCTANCE
- SIZE CODE
- SERIES NAME

● SHAPES AND DIMENSIONS 外形尺寸 (Unit:mm)

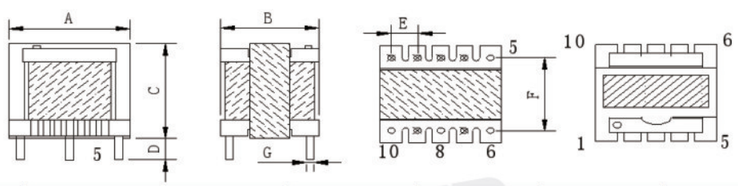

TYPE(型号)	A	B	C	D	E	F	G
CKEE13	15.5Max	14.5Max	15.0Max	4.0±0.5	2.5±0.5	8.5±0.5	0.6±0.1
CKEE16	18.0Max	14.5Max	17.0Max	4.0±0.5	3.25±0.5	10.5±0.5	0.6±0.1
CKEE16	19.0Max	19.5Max	17.5Max	4.0±0.5	3.2±0.5	15.5±0.5	0.7±0.1
CKEE19	20.5Max	17.5Max	20.0Max	4.0±0.5	3.9±0.5	13±0.5	0.7±0.1
CKEE22	23.5Max	17.5Max	20.0Max	4.0±0.5	4±0.5	10.3±0.5	0.8±0.1
CKEE25	26.5Max	18.5Max	23.5Max	4.0±0.5	5±0.5	12.5±0.5	0.8±0.1

绕线变压器 CKEE系列

WIRE WINDING TRANSFORMER CKEE Series

● FEATURES 特性

1.铁氧体铁芯漏磁少，EMI性能好;
Ferrite core, less magnetic leakage, good EMI performance;
2.高阻抗，开放式结构，散热效果好;
High impedance, open structure, good heat dissipation effect;
3. 通用材料，成本低，快速交付;
General purpose materials, low cost, quick delivery;
4.自动化生产确保高质量和一致性。
Automatic production ensures high quality and consistency.

● APPLICATIONS 用途

1. 大功率AC-DC变换器;
High power AC-DC converter;
2. 广泛应用于充电桩与储能类;
Widely used in charging piles and energy storage;
3. 我们可以根据您的要求定制产品。请联络我们的销售人员。
We can customize products according to your requirements. Please consult our sales.

● Part NumberING SYSTEM 品名系统

CKEE 13 - 1mH / K - □□□□

- SERIAL CODE
- TOLERANCE
- INDUCTANCE
- SIZE CODE
- SERIES NAME

● SHAPES AND DIMENSIONS 外形尺寸 (Unit:mm)

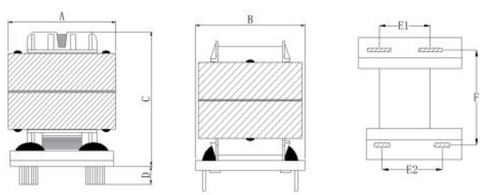

TYPE(型号)	A	B	C	D	E	F	G
CKEE55	60.0 Max	61.0 Max	75.0 Max	4.0±0.5	26.0±0.5	30.5±0.5	46.0 ±0.5
CKEE65	68.0 Max	69.5 Max	76.0 Max	4.0±0.5	28.0±0.5	42.0±0.5	58.0 ±0.1
CKEE70	73.0Max	63.0 Max	78.0 Max	4.0±0.5	32.0±0.5	50.0±0.5	64.0±1.0
CKEE80	140.0Max	82.0 Max	70.0 Max	4.0±0.5	28.0±0.5	32.0±0.5	118±1.0

绕线变压器 CKEPC系列

WIRE WINDING TRANSFORMER CKEPC Series

● FEATURES 特性

1. 低背设计，漏磁少，EMI性能优异;
Low back design, less magnetic leakage, excellent EMI performance;
2. 高阻抗，开放式结构，散热效果好;
High impedance, open structure, good heat dissipation effect;
3. 通用材料，成本低，快速交付;
General purpose materials, low cost, quick delivery;
4.自动化生产确保高质量和一致性。
Automatic production ensures high quality and consistency.

● APPLICATIONS 用途

1. 适用于AC-DC和DC-DC适配器，也可作为滤波器;
AC-DC and DC-DC adapters are available and can also be used as filters;
2. 广泛应用于小功率开关电源适配器和LED驱动;
Widely used in low power supply and LED driver.
3. 我们可以根据您的要求定制产品。请联络我们的销售人员。
We can customize products according to your requirements. Please consult our sales.

● Part NumberING SYSTEM 品名系统

CKEPC 13 - 1mH / K - □□□□

- SERIAL CODE
- TOLERANCE
- INDUCTANCE
- SIZE CODE
- SERIES NAME

● SHAPES AND DIMENSIONS 外形尺寸 (Unit:mm)

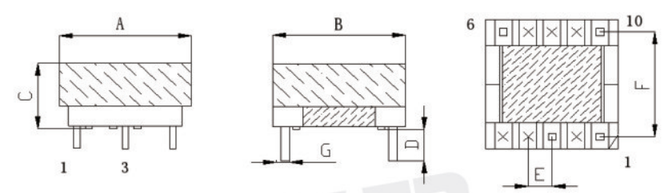

TYPE(型号)	A	B	C	D	E	F	G
CKEPC13	15.0Max	15.0Max	10.0Max	4.0±0.5	2.5±0.5	10.5±0.5	0.5±0.1
CKEPC17	19.0Max	17.0Max	13.0Max	4.0±0.5	3.7±0.5	15.0±0.5	0.6±0.1
CKEPC19	21.0Max	21.0Max	13.5Max	4.0±0.5	3.7±0.5	16.2±0.5	0.6±0.1
CKEPC25	27.0Max	27.0Max	17.0Max	4.0±0.5	5.0±0.5	20.0±0.5	0.8±0.1

绕线变压器 CKEFD系列

WIRE WINDING TRANSFORMER CKEFD Series

● FEATURES 特性

1. 低背设计，漏磁少，EMI性能优异;
Low back design, less magnetic leakage, excellent EMI performance;
2. 高阻抗，开放式结构，散热效果好;
High impedance, open structure, good heat dissipation effect;
3. 通用材料，成本低，快速交付;
General purpose materials, low cost, quick delivery;
4.自动化生产确保高质量和一致性。
Automatic production ensures high quality and consistency.

● APPLICATIONS 用途

1. 适用于AC-DC和DC-DC适配器，也可作为滤波器;
AC-DC and DC-DC adapters are available and can also be used as filters;
2. 广泛应用于小功率开关电源适配器和LED驱动;
Widely used in low power supply and LED driver.
3. 我们可以根据您的要求定制产品。请联络我们的销售人员。
We can customize products according to your requirements. Please consult our sales.

● Part NumberING SYSTEM 品名系统

CKEFD 15 - 1mH / K - □□□□

- SERIAL CODE
- TOLERANCE
- INDUCTANCE
- SIZE CODE
- SERIES NAME

● SHAPES AND DIMENSIONS 外形尺寸 (Unit:mm)

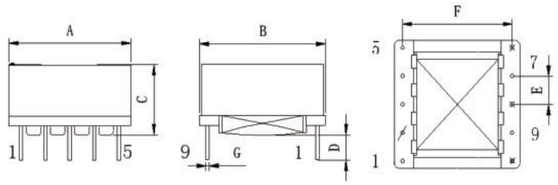

TYPE(型号)	A	B	C	D	E	F	G
CKEFD15	17.0Max	18.0Max	9.5.0Max	4.0±0.5	3.7±0.3	13.7±0.5	0.6±0.1
CKEFD20	22.0Max	23.0Max	11.0Max	4.0±0.5	5±0.3	17.5±0.5	0.6±0.1
CKEFD25	27.0Max	28.0Max	13.0Max	4.0±0.5	5±0.3	22.45±0.5	0.8±0.1
CKEFD30	32.0Max	33.0Max	14.0Max	4.0±0.5	5±0.3	27.4±0.5	0.8±0.1

绕线变压器 CKETD系列

WIRE WINDING TRANSFORMER CKETD Series

● FEATURES 特性

1. 圆形的中柱，更利于绕线平整，一致性好，性能优良;
Round middle column, smooth winding, good consistency, excellent performance;
2. 高阻抗，开放式结构，散热效果好;
High impedance, open structure, good heat dissipation effect;
3. 通用材料，成本低，快速交付;
General purpose materials, low cost, quick delivery;
4.自动化生产确保高质量和一致性。
Automatic production ensures high quality and consistency.

● APPLICATIONS 用途

1. 适用于AC-DC和DC-DC适配器;
AC-DC and DC-DC adapters are available ;
2. 广泛应用于笔记本和其他较大功率的电源适配器;
Widely used in Notebook adapter and other high power supply products.
3. 我们可以根据您的要求定制产品。请联络我们的销售人员。
We can customize products according to your requirements. Please consult our sales.

● Part NumberING SYSTEM 品名系统

CKETD 29 - 1mH / K - □□□□

- SERIAL CODE
- TOLERANCE
- INDUCTANCE
- SIZE CODE
- SERIES NAME

● SHAPES AND DIMENSIONS 外形尺寸 (Unit:mm)

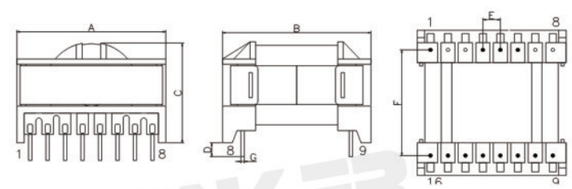

TYPE(型号)	A	B	C	D	E	F	G
CKETD29	36.0Max	36.0Max	25.5.0Max	4.0±0.5	5±0.3	25.8±0.5	0.8±0.1
CKETD34	41.5Max	41.5Max	32.0Max	4.0±0.5	5±0.3	25.5±0.5	1.0±0.1
CKETD39	46.0Max	46.0Max	37.5Max	4.0±0.5	5±0.3	30.4±0.5	1.0±0.1
CKETD49	55.0Max	58.5Max	42.5Max	4.0±0.5	5±0.3	41.0±0.5	1.0±0.1

绕线变压器 CKER系列

WIRE WINDING TRANSFORMER CKER Series

● FEATURES 特性

1. 圆形的中柱，更利于绕线平整，一致性好，性能优良;
Round middle column, smooth winding, good consistency, excellent performance;
2. 高阻抗，开放式结构，散热效果好;
High impedance, open structure, good heat dissipation effect;
3. 通用材料，成本低，快速交付;
General purpose materials, low cost, quick delivery;
4.自动化生产确保高质量和一致性。
Automatic production ensures high quality and consistency.

● APPLICATIONS 用途

1. 适用于AC-DC和DC-DC适配器;
AC-DC and DC-DC adapters are available ;
2. 广泛应用于笔记本和其他较大功率的电源适配器;
Widely used in Notebook adapter and other high power supply products.
3. 我们可以根据您的要求定制产品。请联络我们的销售人员。
We can customize products according to your requirements. Please consult our sales.

● Part NumberING SYSTEM 品名系统

CKER 28 - 1mH / K - □□□□

- SERIAL CODE
- TOLERANCE
- INDUCTANCE
- SIZE CODE
- SERIES NAME

● SHAPES AND DIMENSIONS 外形尺寸 (Unit:mm)

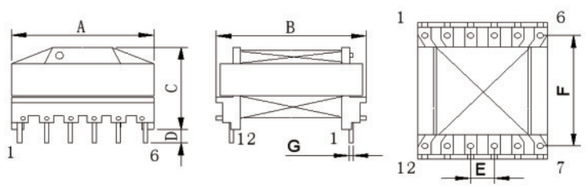

TYPE(型号)	A	B	C	D	E	F	G
CKER28	32.0Max	40.0Max	27.5Max	4.0±0.5	5.0±0.3	30.0±0.5	0.8±0.1
CKER35	41.0Max	45.0Max	30.0Max	4.0±0.5	5.0±0.3	35.0±0.5	1.0±0.1
CKER40	42.0Max	45.0Max	32.0Max	4.0±0.5	5.0±0.3	35.2±0.5	1.0±0.1
CKER42	44.0Max	46.0Max	37.0Max	4.0±0.5	5.0±0.3	35.0±0.5	1.0±0.1

绕线变压器 CKER系列

WIRE WINDING TRANSFORMER CKER Series

● FEATURES 特性

1. 圆形的中柱，更利于绕线平整，一致性好，性能优良;
Round middle column, smooth winding, good consistency, excellent performance;
2. 高阻抗，开放式结构，散热效果好;
High impedance, open structure, good heat dissipation effect;
3. 通用材料，成本低，快速交付;
General purpose materials, low cost, quick delivery;
4.自动化生产确保高质量和一致性。
Automatic production ensures high quality and consistency.

● APPLICATIONS 用途

1. 适用于AC-DC和DC-DC适配器;
AC-DC and DC-DC adapters are available ;
2. 广泛应用于笔记本和其他较大功率的电源适配器;
Widely used in Notebook adapter and other high power supply products.
3. 我们可以根据您的要求定制产品。请联络我们的销售人员。
We can customize products according to your requirements. Please consult our sales.

● Part NumberING SYSTEM 品名系统

CKER 28 - 1mH / K - □□□□

- SERIAL CODE
- TOLERANCE
- INDUCTANCE
- SIZE CODE
- SERIES NAME

● SHAPES AND DIMENSIONS 外形尺寸 (Unit:mm)

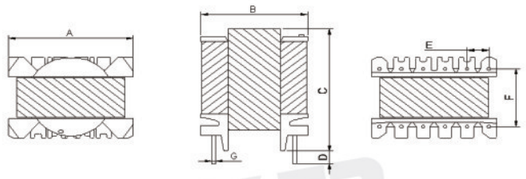

TYPE(型号)	A	B	C	D	E	F	G
CKER25	29.5Max	26.5Max	39.0Max	3.5±0.5	5.0±0.3	17.5±0.5	0.8±0.1
CKER28	32.0Max	28.0Max	40.5Max	3.5±0.5	5.0±0.3	20.0±0.5	0.8±0.1
CKER35	41.0Max	32.0Max	46.0Max	3.5±0.5	5.0±0.3	25.0±0.5	1.0±0.1

绕线变压器 CKEP系列

WIRE WINDING TRANSFORMER CKEP Series

● FEATURES 特性

1. 优良的铁氧体磁屏蔽，分布电容低;
Excellent ferrite magnetic shielding, low distributed capacitance;
2. 半封闭磁路设计，减少漏磁和电磁干扰;
Semienclosed magnetic circuit design reduces leakage flux and EMI.
3. 通用材料，成本低，快速交付;
General purpose materials, low cost, quick delivery;
4.自动化生产确保高质量和一致性。
Automatic production ensures high quality and consistency.

● APPLICATIONS 用途

1. 应用于PoE电源和 DC - Dc转换器;
PoE power supply, DC - DC converter;
2. 应用于xDSL 信号传输.
xDSL communication signal transmission.
3. 我们可以根据您的要求定制产品。请联络我们的销售人员。
We can customize products according to your requirements. Please consult our sales.

● Part NumberING SYSTEM 品名系统

CKEP 13 - 100uH / K - □□□□

- SERIAL CODE
- TOLERANCE
- INDUCTANCE
- SIZE CODE
- SERIES NAME

● SHAPES AND DIMENSIONS 外形尺寸 (Unit:mm)

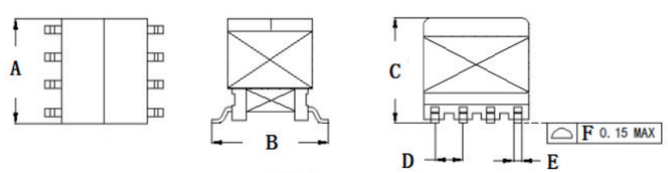

FIG-1

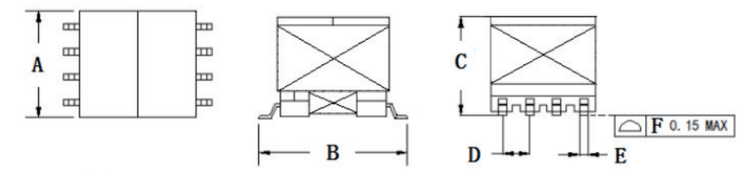

FIG-2

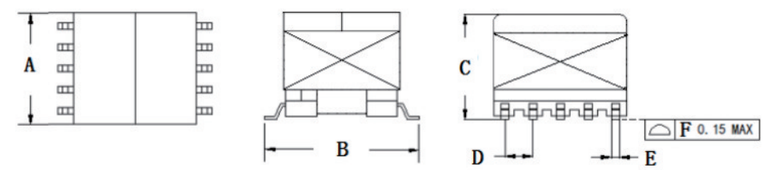

FIG-3

TYPE(型号)	A	B	C	D	E	F	FIG
CKEP7	10.0Max	10.0Max	11.0Max	2.5±0.3	0.7 REF	0.15 MAX	FIG-1
CKEP10	12.0Max	15.5Max	11.5Max	2.5±0.3	0.7 REF	0.15 MAX	FIG-2
CKEP13	13.5Max	17.8Max	12.3Max	2.5±0.3	0.7 REF	0.15 MAX	FIG-3

绕线变压器 CKPQ系列

WIRE WINDING TRANSFORMER CKPQ Series

● FEATURES 特性

1. 圆形的中柱，更利于绕线平整，一致性好，性能优良;
Round middle column, smooth winding, good consistency, excellent performance;
2. 高阻抗，开放式结构，散热效果好;
High impedance, open structure, good heat dissipation effect;
3. 通用材料，成本低，快速交付;
General purpose materials, low cost, quick delivery;
4.自动化生产确保高质量和一致性。
Automatic production ensures high quality and consistency.

● APPLICATIONS 用途

1. 大功率AC-DC变换器;
High power AC-DC converter;
2. 广泛应用于汽车电子、光伏产品、大功率适配器。.
Widely used in automotive electronics, photovoltaic products, high power adapters.
3. 我们可以根据您的要求定制产品。请联络我们的销售人员。
3. We can customize products according to your requirements. Please consult our sales.

● Part NumberING SYSTEM 品名系统

CKPQ 35 - 100uH / K - □□□□

- SERIAL CODE
- TOLERANCE
- INDUCTANCE
- SIZE CODE
- SERIES NAME

● SHAPES AND DIMENSIONS 外形尺寸 (Unit:mm)

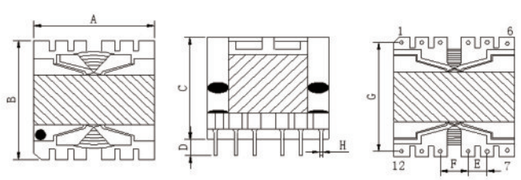

TYPE(型号)	A	B	C	D	E	F	G
CKPQ20	24.5Max	24.0Max	23.0Max	3.5±0.5	3.8±0.5	5.0±0.5	20.4±0.5
CKPQ26	28.5Max	30.5Max	27.0Max	3.5±0.5	3.8±0.5	7.5±0.5	25.5±0.5
CKPQ35	37.7Max	40.5Max	39.0Max	3.5±0.5	5.0±0.5	10.0±0.5	35.5±0.5
CKPQ40	42.5Max	46.0Max	46.0Max	4.0±0.5	5.0±0.5	15.2±0.5	38.0±0.5
CKPQ50	52.0Max	49.0Max	48.5Max	4.0±0.6	8.0±0.6	15.0±0.5	39.0±0.5

片式网络变压器 CMTA 系列

SMD PULSE TRANSTORME CMTA Series

● FEATURES 特性

1.Meets IEEE 802.3 Standards.
满足IEEE 802.3标准
2.Designed For 1G BASE-T Applications,Surface Mount Type.
表面贴装，为1G BASE-T 应该设计。
3.Operating Temp.: -40℃~+85℃
工作温度：-40℃~+85℃

● Part NumberING SYSTEM 品名系统

CTMA 4532 201

- A: Type 型号
- B: External Dimensions 外形尺寸 A*C
- C: 感量 201:200uH 最小

● SHAPES AND DIMENSIONS 外形尺寸 (Unit:mm)

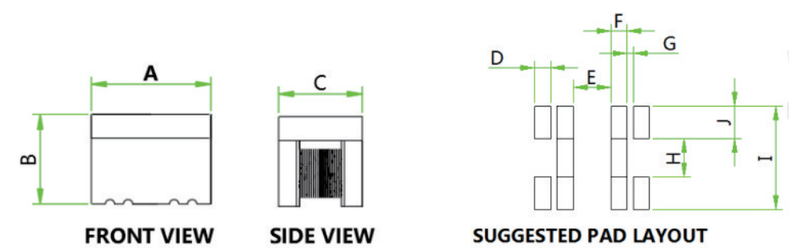

TYPE(型号)	A	B	C	D	E	F	G	H	I	J
CMTA4532	4.5±0.2	3.5Max	3.2±0.2	0.6TYP	1.84TYP	0.6TYP	0.17TYP	1.4TYP	3.2TYP	0.9TYP

SPECIFICATION TABLE 规格特性表

CMTA4532 Series

Part No.	Inductance (uH). Min	Test Condition	DCR (Ω) Max	Turn Ratio (±5%)	Insertion Loss (dB Max)	Return Loss(dB Min)		HI-POT (V)	Cww(pF) (TYP), 100KHz,0.1V
					0.5-100MHz	0.5-40MHz	40.1-100MHz		
CMTA4532-151	150	100KHz/0.1V 8mA DC Bias	3.50	1CT:1CT	1.5	18	12-20log(f/80)	1500,1S	40
CMTA4532-201	200	100KHz/0.1V 8mA DC Bias	3.50	1CT:1CT	1.5	18	12-20log(f/80)	1500,1S	40

PACKAGING SPECIFICATION 包装规格

1. Packaging - Cover Tape

The force for tearing off cover tape is 10 to 100 grams in the arrow direction.

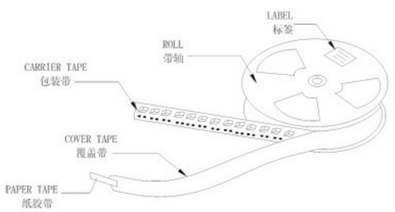

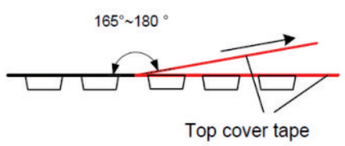

Peel-off speed: 300mm/min.

2. Packaging - Tape & Reel

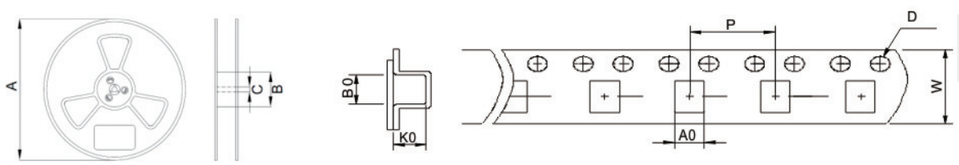

TYPE	Tape Dimension						Reel Dimension			Quantity (Pcs/Reel)
	W	A0	B0	K0	D	P	A	B	C	
CMTA4532	12	3.7	4.85	3	1.5	8	178	60	13	500 pcs

无线充线圈 CKWR 系列

Wireless Power Charging Coil CKWR Series

● FEATURES 特性

1. 尺寸，形状，性能以定制化为主;
Size, shape, characteristics customized ;
2. 薄型化设计。
Low profile.

● APPLICATIONS 用途

适用于便携式电子设备，如移动电话、DSCs等
Use for portable electronics device such as mobile phones and DSCs, etc

● Part NumberING SYSTEM 品名系统

CKWR 535325 - 6.3uH / K - (MC)

- (MC) — SPECIAL CODE
- K — TOLERANCE
- 6.3uH — INDUCTANCE
- 535325 — SIZE CODE
- CKWR — SERIESNAME

● SHAPES AND DIMENSIONS 外形尺寸 (Unit:mm)

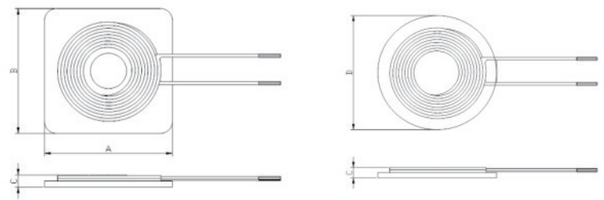

TYPE	Applications	A	B	C(Max)	D
CKWR535325-6.3uH/K	Tx	53	53	5.5	/
CKWR535325-6.3uH/K(MC)	Tx	53	53	5.5	/
CKWRD5010-6.3uH/K	Tx	/	/	4	Ø50
CKWR535325-24uH/K	Tx	53	53	5.5	/
CKWR535325-24uH/K(MC)	Tx	53	53	5.5	/
CKWRD5010-24uH/K	Tx	/	/	4	Ø50
CKWR535315-10uH/K	Tx	53	53	5	/
CKWR535315-8.9uH/K	Tx	53	53	5	/
CKWR1065325-12.5uH/K	Tx(3 Coil)	130	54.7	8	/
CKWR1005510-8.5uH/K	Tx(3 Coil)	100	55	4.5	/
CKWR945208-11.5uH/K	Tx(3 Coil)	108	52	5	/
CKWR483206-12uH/K	Rx	48	32	1.4	/
CKWR404008-8uH/K	Rx	40	40.0	2	/

SPECIFICATION TABLE 规格特性表

CKWR Series

Type	WPC-Qi	L(uH)@ 125kHz/10mA	Irms.(A)	Isat.(A)	The input voltage(V)
CKWR535325-6.3uH/K	A5	6.3	13	16	5
CKWR535325-6.3uH/K(MC)	A11	6.3	13	16	5
CKWRD5010-6.3uH/K	A11	6.3	6	12	5
CKWR535325-24uH/K	A1	24	6	10	19
CKWR535325-24uH/K(MC)	A10	24	6	10	19
CKWRD5010-24uH/K	A10	24	6	10	19
CKWR535315-10uH/K	A29	10	9	16	5
CKWR535315-8.9uH/K	A4	8.9	6	10	12
CKWR1065325-12.5uH/K	A6	11.5/12.5	9	10	12
CKWR1005510-8.5uH/K	A8	7.5/8.5	8.5	10	12
CKWR945208-11.5uH/K	/	11/11.5	8	12	12
CKWR483206-12uH/K	/	12	3	6	5
CKWR404008-8uH/K	/	8	5	7	5

● REMARKS 备注

(1) Operating Temperature Ranges: -25 ~ 105℃。
工作温度范围: -25 ~ 105℃.
(2) Isat: DC current at which the inductance drops approximate 10% from its value without current;
Isat：在该直流电流下，电感从其无电流值下降约10%;
(3) Irms: DC current that causes the temperature rise (△T≈40°C) from 24°C ambient.
Irms：使电感温度升高(△T≈40°C）的直流电流，环境温度为24°C。